

# Modelled regional labour force – Wide Bay SA4, September 2025

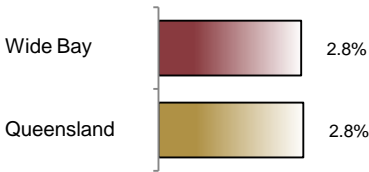
Source: ABS, *Labour force, Australia, detailed*, released 23 October 2025, 10:30 am (AEST)

Table 1 Labour force status, Wide Bay SA4

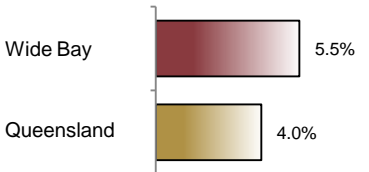
	Year ending			Annual change	
	Sep 24	Aug 25	Sep 25		
	— persons —			persons	%
Total employed	137,600	141,200	141,400	3,800	2.8
Total unemployed	8,300	8,200	8,300	−100	−1.1
Total labour force	146,000	149,400	149,700	3,700	2.5
Not in the labour force	131,700	133,300	133,500	1,700	1.3
Total persons 15+	277,700	282,600	283,100	5,400	2.0
Participation rate (%)	52.6	52.9	52.9	..	0.3 (a)
Unemployment rate (%)	5.7	5.5	5.5	..	−0.2 (a)

(a) Percentage point change.

Employment growth, annual



Unemployment rate



## Key data

Employment (annual change) ..... ↑ 2.8%  
Unemployment rate ..... 5.5%  
Unemployment rate (annual change) ..... ↓ 0.2 ppt  
Participation rate ..... 52.9%

## Main findings

Note: All data in this brief are based on 12-month moving averages of modelled estimates due to seasonal variation and noise associated with regional labour force modelled estimates.

The modelled regional labour force estimates enhance the direct survey estimates of regional labour market data using administrative data and statistical modelling.

- The number of employed persons in Wide Bay SA4 in September 2025 was 141,400 persons, an increase of 3,800 employed persons, or 2.8% over the year (Table 1).
- The unemployment rate in Wide Bay SA4 in September 2025 was 5.5%, higher than the Queensland average of 4.0% (Figure 1). The unemployment rate for this area was the third-highest of all 19 SA4s within Queensland (Figure 2).
- The participation rate in Wide Bay SA4 in September 2025 was 52.9%, an increase of 0.3 of a percentage point over the year (Table 1).

SA4 = Statistical Area Level 4 (ASGS 2016 edition)  
Participation rate refers to the number of persons in the labour force expressed as a percentage of persons aged 15 years and over.  
Notes (refer to website for more detailed notes):  
Data for Queensland are provided for reference purposes only.  
The labour force statistics presented in this brief are on 12-month averages of modelled labour force estimates.  
Totals may differ due to rounding. Figures are rounded to nearest 100 persons. Calculations are based on pre-rounded figures.

Figure 1 Unemployment rate, Wide Bay SA4 and Queensland

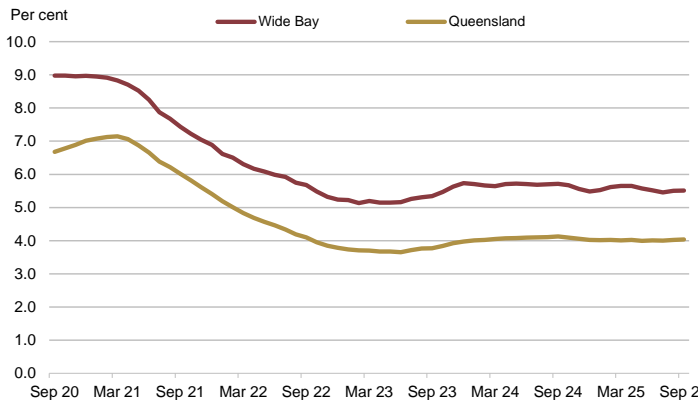
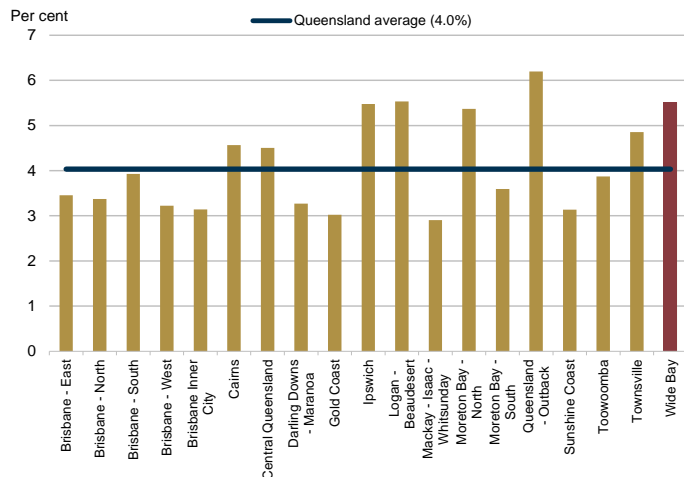


Figure 2 Unemployment rate by SA4, September 2025



<https://creativecommons.org/licenses/by/4.0>

© The State of Queensland  
(Queensland Treasury) 2025

