

Modelled regional labour force – Logan - Beaudesert SA4, October 2025

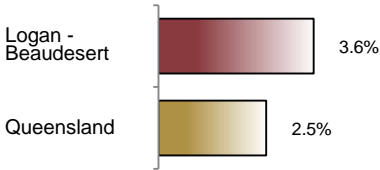
Source: ABS, *Labour force, Australia, detailed*, released 20 November 2025, 10:30 am (AEST)

Table 1 Labour force status, Logan - Beaudesert SA4

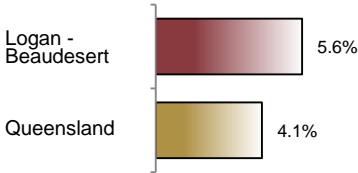
	Year ending			Annual change	
	Oct 24	Sep 25	Oct 25		
	— persons —			persons	%
Total employed	198,400	205,200	205,500	7,100	3.6
Total unemployed	11,700	12,000	12,200	400	3.7
Total labour force	210,100	217,200	217,700	7,600	3.6
Not in the labour force	106,600	110,000	110,400	3,800	3.6
Total persons 15+	316,700	327,100	328,100	11,400	3.6
Participation rate (%)	66.3	66.4	66.3	..	0.0 (a)
Unemployment rate (%)	5.6	5.5	5.6	..	0.0 (a)

(a) Percentage point change.

Employment growth, annual



Unemployment rate



Key data

Employment (annual change) ↑ 3.6%
Unemployment rate..... 5.6%
Unemployment rate (annual change) 0.0 ppt
Participation rate 66.3%

Main findings

Note: All data in this brief are based on 12-month moving averages of modelled estimates due to seasonal variation and noise associated with regional labour force modelled estimates.

The modelled regional labour force estimates enhance the direct survey estimates of regional labour market data using administrative data and statistical modelling.

- The number of employed persons in Logan - Beaudesert SA4 in October 2025 was 205,500 persons, an increase of 7,100 employed persons, or 3.6% over the year (Table 1).
- The unemployment rate in Logan - Beaudesert SA4 in October 2025 was 5.6%, higher than the Queensland average of 4.1% (Figure 1). The unemployment rate for this area was the second-highest of all 19 SA4s within Queensland (Figure 2).
- The participation rate in Logan - Beaudesert SA4 in October 2025 was 66.3%, unchanged over the year (Table 1).

SA4 = Statistical Area Level 4 (ASGS 2016 edition)
Participation rate refers to the number of persons in the labour force expressed as a percentage of persons aged 15 years and over.
Notes (refer to website for more detailed notes):
Data for Queensland are provided for reference purposes only.
The labour force statistics presented in this brief are on 12-month averages of modelled labour force estimates.
Totals may differ due to rounding. Figures are rounded to nearest 100 persons. Calculations are based on pre-rounded figures.

Figure 1 Unemployment rate, Logan - Beaudesert SA4 and Queensland

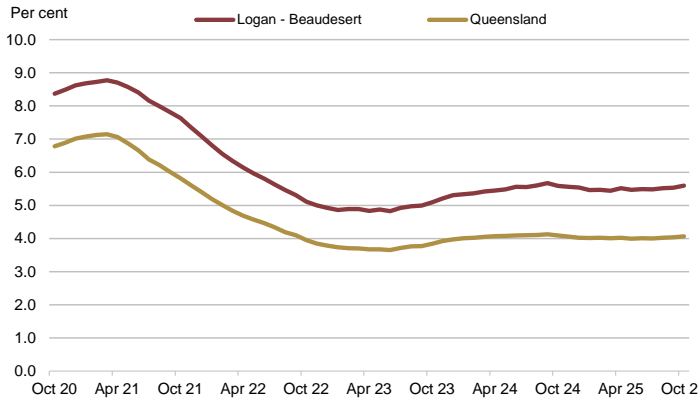
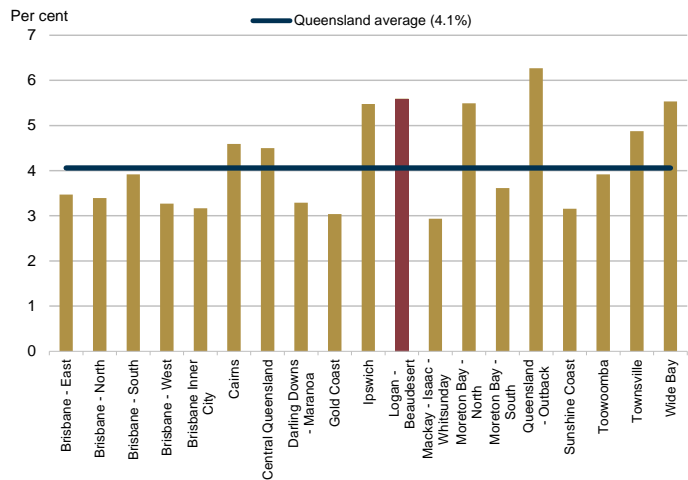


Figure 2 Unemployment rate by SA4, October 2025



<https://creativecommons.org/licenses/by/4.0>

© The State of Queensland
(Queensland Treasury) 2025

