

Modelled regional labour force – Mackay - Isaac - Whitsunday SA4, October 2025

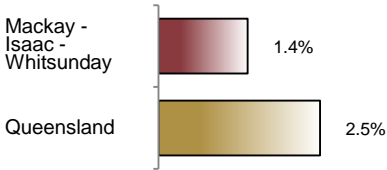
Source: ABS, *Labour force, Australia, detailed*, released 20 November 2025, 10:30 am (AEST)

Table 1 Labour force status, Mackay - Isaac - Whitsunday SA4

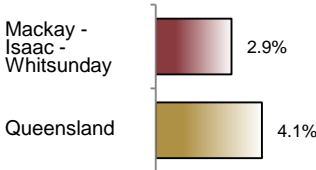
	Year ending			Annual change	
	Oct 24	Sep 25	Oct 25	persons	%
	— persons —			persons	%
Total employed	108,900	110,500	110,400	1,500	1.4
Total unemployed	3,300	3,300	3,300	100	2.4
Total labour force	112,200	113,800	113,800	1,600	1.4
Not in the labour force	42,800	43,100	43,300	500	1.1
Total persons 15+	155,000	156,900	157,100	2,100	1.3
Participation rate (%)	72.4	72.5	72.4	..	0.1 (a)
Unemployment rate (%)	2.9	2.9	2.9	..	0.0 (a)

(a) Percentage point change.

Employment growth, annual



Unemployment rate



Key data

Employment (annual change) ↑ 1.4%
Unemployment rate 2.9%
Unemployment rate (annual change) 0.0 ppt
Participation rate 72.4%

Main findings

Note: All data in this brief are based on 12-month moving averages of modelled estimates due to seasonal variation and noise associated with regional labour force modelled estimates.

The modelled regional labour force estimates enhance the direct survey estimates of regional labour market data using administrative data and statistical modelling.

- The number of employed persons in Mackay - Isaac - Whitsunday SA4 in October 2025 was 110,400 persons, an increase of 1,500 employed persons, or 1.4% over the year (Table 1).
- The unemployment rate in Mackay - Isaac - Whitsunday SA4 in October 2025 was 2.9%, lower than the Queensland average of 4.1% (Figure 1). The unemployment rate for this area was the lowest of all 19 SA4s within Queensland (Figure 2).
- The participation rate in Mackay - Isaac - Whitsunday SA4 in October 2025 was 72.4%, an increase of 0.1 of a percentage point over the year (Table 1).

SA4 = Statistical Area Level 4 (ASGS 2016 edition)
Participation rate refers to the number of persons in the labour force expressed as a percentage of persons aged 15 years and over.
Notes (refer to website for more detailed notes):
Data for Queensland are provided for reference purposes only.
The labour force statistics presented in this brief are on 12-month averages of modelled labour force estimates.
Totals may differ due to rounding. Figures are rounded to nearest 100 persons. Calculations are based on pre-rounded figures.

Figure 1 Unemployment rate, Mackay - Isaac - Whitsunday SA4 and Queensland

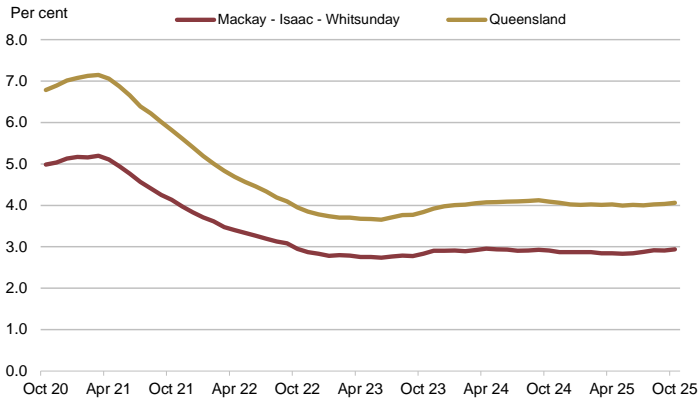
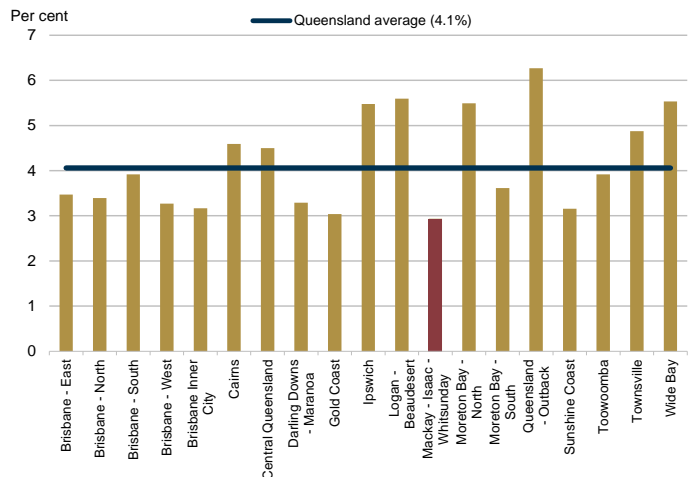


Figure 2 Unemployment rate by SA4, October 2025



<https://creativecommons.org/licenses/by/4.0>

© The State of Queensland
(Queensland Treasury) 2025

