

Modelled regional labour force – Wide Bay SA4, December 2025

Source: Australian Bureau of Statistics, *Labour force, Australia, detailed*, released 29 January 2026, 10:30 am (AEST)

Table 1 Labour force status, Wide Bay SA4

	Year ending			Annual change	
	Dec 24	Nov 25	Dec 25		
	— persons —			persons	%
Total employed	140,000	142,900	143,000	3,000	2.2
Total unemployed	8,000	8,300	8,300	300	3.4
Total labour force	148,100	151,300	151,400	3,300	2.2
Not in the labour force	131,000	132,700	133,000	2,000	1.5
Total persons 15+	279,100	283,900	284,400	5,300	1.9
Participation rate (%)	53.1	53.3	53.2	..	0.2 (a)
Unemployment rate (%)	5.4	5.5	5.5	..	0.1 (a)

(a) Percentage point change.

Key data

Employment (annual change)↑ 2.2%

Unemployment rate 5.5%

Unemployment rate (annual change).....↑ 0.1 ppt

Participation rate 53.2%

Main findings

Note: All data in this brief are based on 12-month moving averages of modelled estimates due to seasonal variation and noise associated with regional labour force modelled estimates. The modelled regional labour force estimates enhance the direct survey estimates of regional labour market data using administrative data and statistical modelling.

- The number of employed persons in Wide Bay SA4 in December 2025 was 143,000 persons, an increase of 3,000 employed persons, or 2.2% over the year (Table 1).
- The unemployment rate in Wide Bay SA4 in December 2025 was 5.5%, higher than the Queensland average of 4.1% (Figure 1). The unemployment rate for this area was the fifth-highest of all 19 SA4s within Queensland (Figure 2).
- The participation rate in Wide Bay SA4 in December 2025 was 53.2%, an increase of 0.2 of a percentage point over the year (Table 1).

SA4 = Statistical Area Level 4 (ASGS 2016 edition)

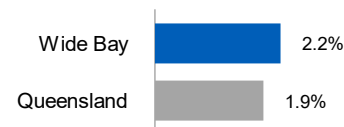
Participation rate refers to the number of persons in the labour force expressed as a percentage of persons aged 15 years and over.

Notes (refer to website for more detailed notes):

Data for Queensland are provided for reference purposes only.

Totals may differ due to rounding. Figures are rounded to nearest 100 persons. Calculations are based on pre-rounded figures.

Employment growth, annual



Unemployment rate



Figure 1 Unemployment rate, Wide Bay SA4 and Queensland

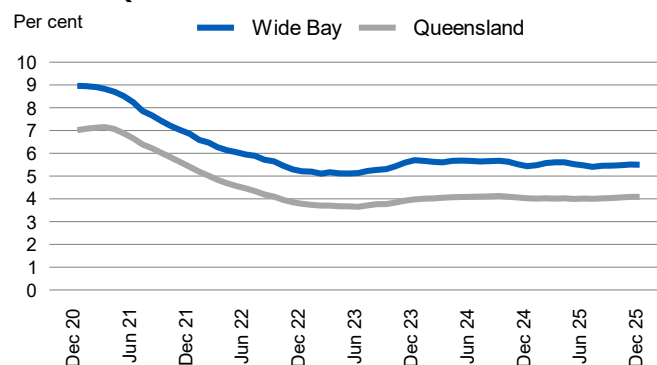
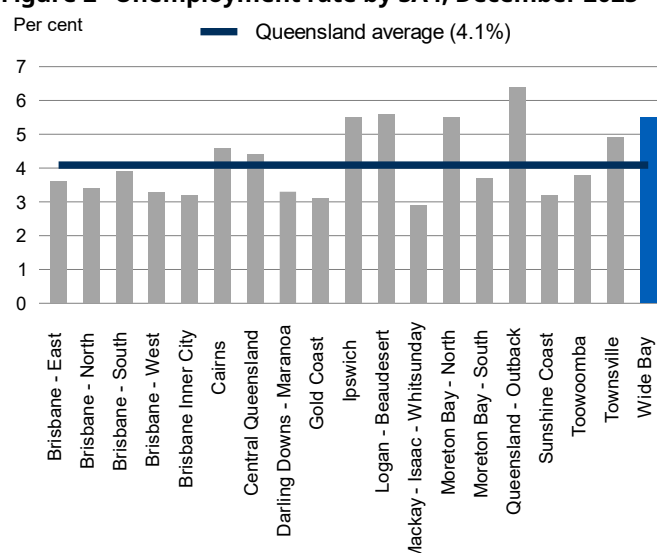


Figure 2 Unemployment rate by SA4, December 2025



<https://creativecommons.org/licenses/by/4.0>

© The State of Queensland
(Queensland Treasury) 2026

