

# Modelled regional labour force – Wide Bay SA4, March 2026

Source: Australian Bureau of Statistics, *Labour Force, Australia, Detailed*, released 23 April 2026, 11:30 am (AEST)

**Table 1 Labour force status, Wide Bay SA4**

	Year ending			Annual change	
	Mar 25	Feb 26	Mar 26	persons	%
	— persons —			persons	%
Total employed	140,700	143,100	143,400	2,700	1.9
Total unemployed	8,300	8,400	8,300	-100	-1.0
Total labour force	149,000	151,500	151,700	2,600	1.8
Not in the labour force	131,400	133,600	133,800	2,500	1.9
Total persons 15+	280,400	285,100	285,500	5,100	1.8
Participation rate (%)	53.2	53.2	53.1	..	-0.0 (a)
Unemployment rate (%)	5.6	5.6	5.5	..	-0.2 (a)

(a) Percentage point change.

## Key data

Employment (annual change).....↑ 1.9%  
 Unemployment rate ..... 5.5%  
 Unemployment rate (annual change).....↓ 0.2 ppt  
 Participation rate ..... 53.1%

## Main findings

Note: All data in this brief are based on 12-month moving averages of modelled estimates due to seasonal variation and noise associated with regional labour force modelled estimates. The modelled regional labour force estimates enhance the direct survey estimates of regional labour market data using administrative data and statistical modelling.

- The number of employed persons in Wide Bay SA4 in March 2026 was 143,400 persons, an increase of 2,700 employed persons, or 1.9% over the year (Table 1).
- The unemployment rate in Wide Bay SA4 in March 2026 was 5.5%, higher than the Queensland average of 4.1% (Figure 1). The unemployment rate for this area was the fifth-highest of all 19 SA4s within Queensland (Figure 2).
- The participation rate in Wide Bay SA4 in March 2026 was 53.1%, unchanged over the year (Table 1).

SA4 = Statistical Area Level 4 (ASGS 2016 edition)

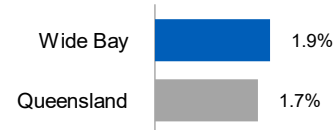
Participation rate refers to the number of persons in the labour force expressed as a percentage of persons aged 15 years and over.

Notes (refer to website for more detailed notes):

Data for Queensland are provided for reference purposes only.

Totals may differ due to rounding. Figures are rounded to nearest 100 persons. Calculations are based on pre-rounded figures.

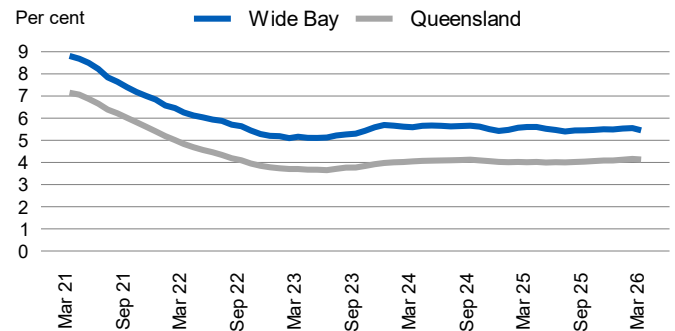
**Employment growth, annual**



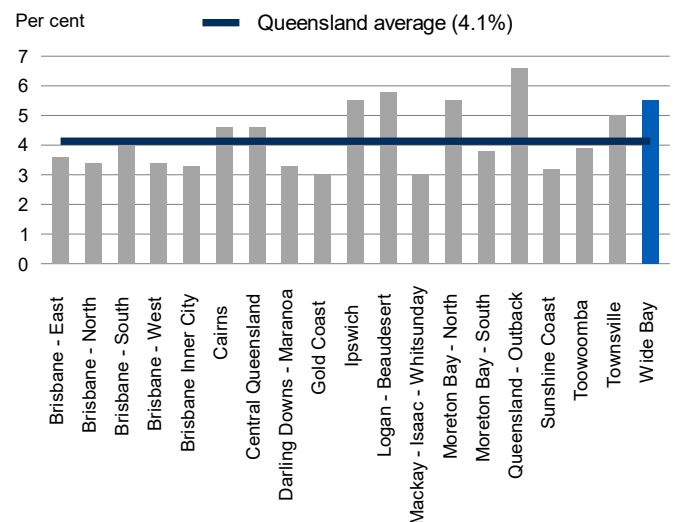
**Unemployment rate**



**Figure 1 Unemployment rate, Wide Bay SA4 and Queensland**



**Figure 2 Unemployment rate by SA4, March 2026**



<https://creativecommons.org/licenses/by/4.0>

© The State of Queensland  
(Queensland Treasury) 2026

