

Modelled regional labour force – Mackay - Isaac - Whitsunday SA4, May 2026

Source: Australian Bureau of Statistics, *Labour Force, Australia*, released 25 June 2026, 11:30 am (AEST)

Table 1 Labour force status, Mackay - Isaac - Whitsunday SA4

	Year ending			Annual change	
	May 25	Apr 26	May 26		
	— persons —			persons	%
Total employed	110,300	110,700	110,700	400	0.4
Total unemployed	3,100	3,400	3,400	300	8.0
Total labour force	113,400	114,100	114,100	700	0.6
Not in the labour force	42,800	43,800	43,900	1,100	2.7
Total persons 15+	156,200	157,900	158,000	1,800	1.2
Participation rate (%)	72.6	72.3	72.2	..	-0.4 (a)
Unemployment rate (%)	2.8	3.0	3.0	..	0.2 (a)

(a) Percentage point change.

Key data

Employment (annual change).....↑ 0.4%

Unemployment rate 3.0%

Unemployment rate (annual change).....↑ 0.2 ppt

Participation rate 72.2%

Main findings

Note: All data in this brief are based on 12-month moving averages of modelled estimates due to seasonal variation and noise associated with regional labour force modelled estimates. The modelled regional labour force estimates enhance the direct survey estimates of regional labour market data using administrative data and statistical modelling.

- The number of employed persons in Mackay - Isaac - Whitsunday SA4 in May 2026 was 110,700 persons, an increase of 400 employed persons, or 0.4% over the year (Table 1).
- The unemployment rate in Mackay - Isaac - Whitsunday SA4 in May 2026 was 3.0%, lower than the Queensland average of 4.1% (Figure 1). The unemployment rate for this area was the lowest of all 19 SA4s within Queensland (Figure 2).
- The participation rate in Mackay - Isaac - Whitsunday SA4 in May 2026 was 72.2%, a decrease of 0.4 of a percentage point over the year (Table 1).

SA4 = Statistical Area Level 4 (ASGS 2016 edition)

Participation rate refers to the number of persons in the labour force expressed as a percentage of persons aged 15 years and over.

Notes (refer to website for more detailed notes):

Data for Queensland are provided for reference purposes only.

Totals may differ due to rounding. Figures are rounded to nearest 100 persons. Calculations are based on pre-rounded figures.

Employment growth, annual



Unemployment rate

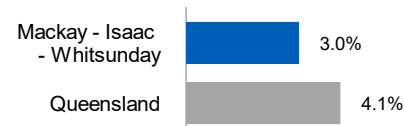


Figure 1 Unemployment rate, Mackay - Isaac - Whitsunday SA4 and Queensland

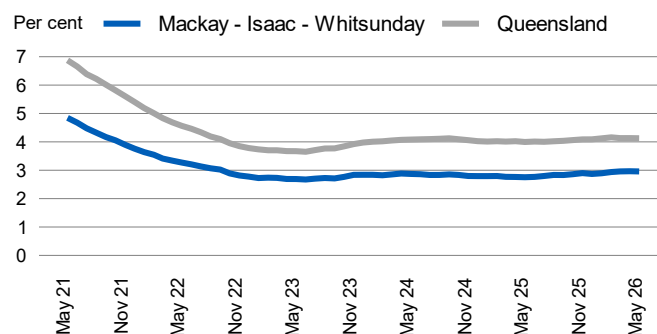
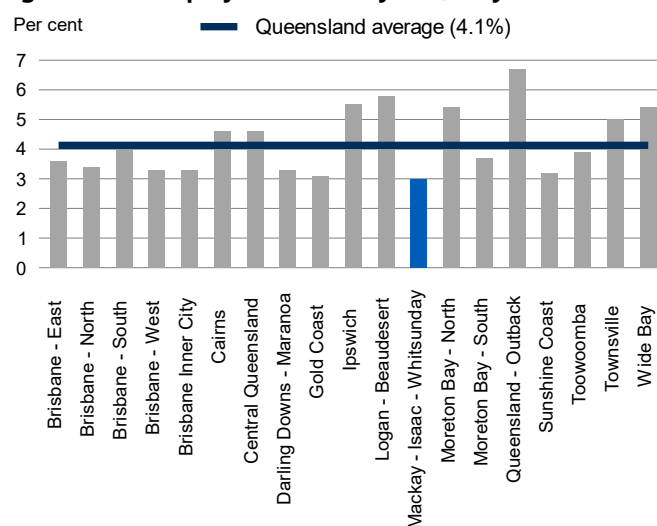


Figure 2 Unemployment rate by SA4, May 2026



<https://creativecommons.org/licenses/by/4.0>

© The State of Queensland
(Queensland Treasury) 2026

