

Building approvals, October 2025

Source: Australian Bureau of Statistics, *Building approvals, Australia*, released 02 December 2025, 10:30 am (AEST)

Key data

Dwelling approvals monthly change (trend):

Queensland.....↓ 0.1%

Australia↓ 0.6%

Dwelling approvals annual change (trend):

Queensland.....↑ 5.5%

Australia↑ 3.4%

Main findings

Dwelling approvals

- The trend estimate for total dwelling units approved in Queensland in October 2025 was 3,455, 0.1% lower than the previous month. The national trend estimate for total dwelling approvals decreased 0.6% during the month.
- The trend estimate for the number of private sector house approvals in Queensland decreased 0.7% in October 2025, with a total of 1,978 houses approved.
- In October 2025, trend total dwelling units approved in Queensland accounted for 21.8% of Australia's total dwelling unit approvals. Private sector house approvals in Queensland accounted for 21.3% of Australia's private sector house approvals.
- The trend nominal value of residential building work approved in Queensland decreased 0.2% in October 2025 to a total of \$2,255.4 million. Australia's trend value of residential building work approved decreased 0.1% during the month to \$9,574.6 million.
- In annual terms, the trend estimate for total dwelling units approved in Queensland in October 2025 was 5.5% higher than the October 2024 estimate. In comparison, total dwelling units approved in Australia increased 3.4% over the same period.

Non-residential building approvals

- The trend value of non-residential buildings approved in Queensland decreased 6.4% in October 2025 to a total of \$911.9 million. Australia's trend value of non-residential buildings approved decreased 1.5% during the month to \$6,757.8 million.

Figure 1 Monthly change in total dwelling units approved (trend), October 2025

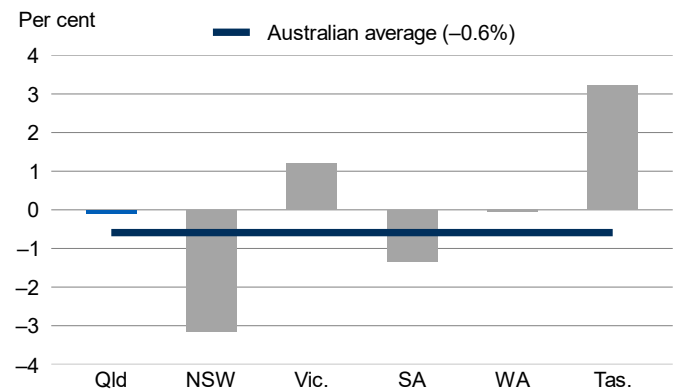
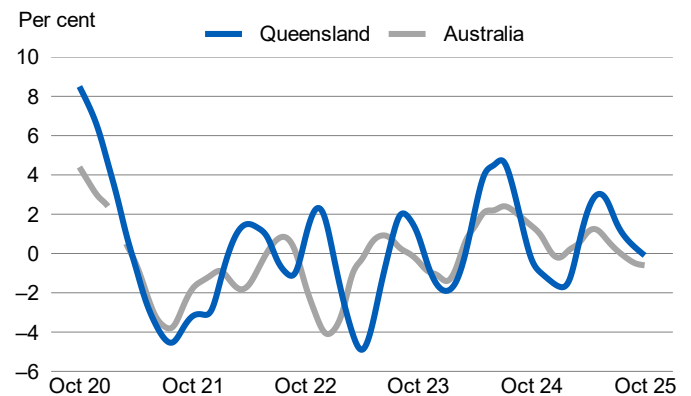
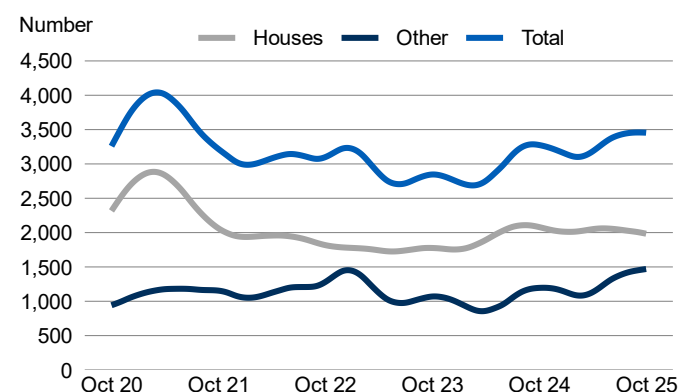


Figure 2 Monthly change in total dwelling units approved (trend)



Note: A trend break occurred for Australia in Feb-21 due to an abrupt and sustained change in the level of the series.

Figure 3 Dwelling units approved (trend), Queensland



<https://creativecommons.org/licenses/by/4.0>

© The State of Queensland
(Queensland Treasury) 2025

