

Building approvals, November 2025

Source: Australian Bureau of Statistics, *Building approvals, Australia*, released 07 January 2026, 10:30 am (AEST)

Key data

Dwelling approvals monthly change (trend):

Queensland..... 0.0%

Australia↑ 0.5%

Dwelling approvals annual change (trend):

Queensland.....↑ 7.9%

Australia↑ 7.1%

Main findings

Dwelling approvals

- The trend estimate for total dwelling units approved in Queensland in November 2025 was 3,505, unchanged from the previous month. The national trend estimate for total dwelling approvals increased 0.5% during the month.
- The trend estimate for the number of private sector house approvals in Queensland increased 1.1% in November 2025, with a total of 2,077 houses approved.
- In November 2025, trend total dwelling units approved in Queensland accounted for 21.2% of Australia's total dwelling unit approvals. Private sector house approvals in Queensland accounted for 22.1% of Australia's private sector house approvals.
- The trend nominal value of residential building work approved in Queensland decreased 1.4% in November 2025 to a total of \$2,219.5 million. Australia's trend value of residential building work approved increased 1.9% during the month to \$10,249.5 million.
- In annual terms, the trend estimate for total dwelling units approved in Queensland in November 2025 was 7.9% higher than the November 2024 estimate. In comparison, total dwelling units approved in Australia increased 7.1% over the same period.

Non-residential building approvals

- The trend value of non-residential buildings approved in Queensland increased 8.6% in November 2025 to a total of \$1,168.0 million. Australia's trend value of non-residential buildings approved increased 2.0% during the month to \$7,102.8 million.

Figure 1 Monthly change in total dwelling units approved (trend), November 2025

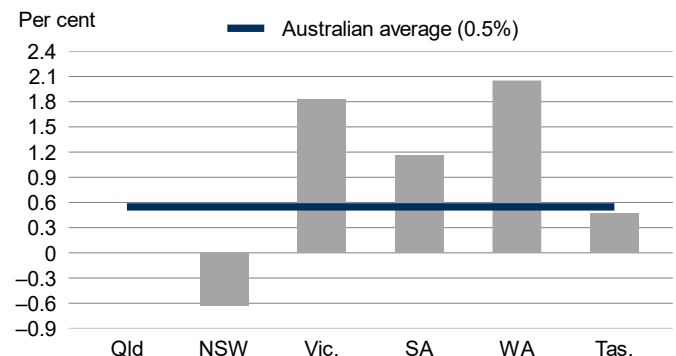
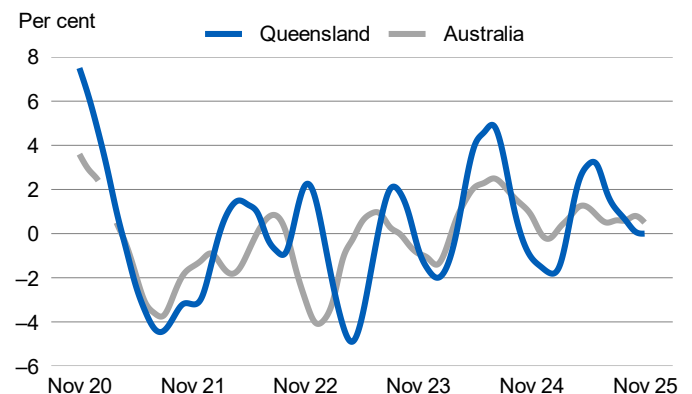
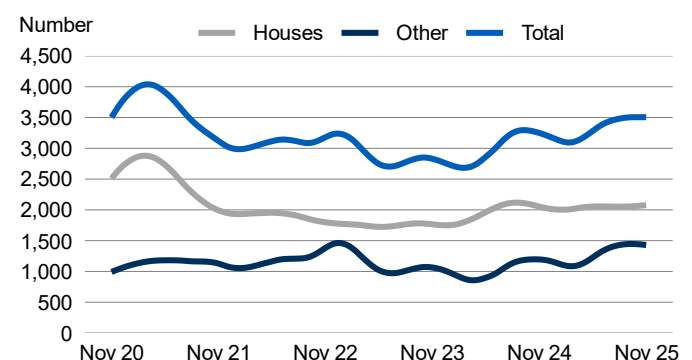


Figure 2 Monthly change in total dwelling units approved (trend)



Note: A trend break occurred for Australia in Feb-21 due to an abrupt and sustained change in the level of the series.

Figure 3 Dwelling units approved (trend), Queensland



<https://creativecommons.org/licenses/by/4.0>

© The State of Queensland
(Queensland Treasury) 2026

