

# Building approvals, December 2025

Source: Australian Bureau of Statistics, *Building approvals, Australia*, released 03 February 2026, 10:30 am (AEST)

## Key data

### Dwelling approvals monthly change (trend):

Queensland.....↑ 1.6%

Australia .....↓ 0.2%

### Dwelling approvals annual change (trend):

Queensland.....↑ 22.8%

Australia .....↑ 6.9%

## Main findings

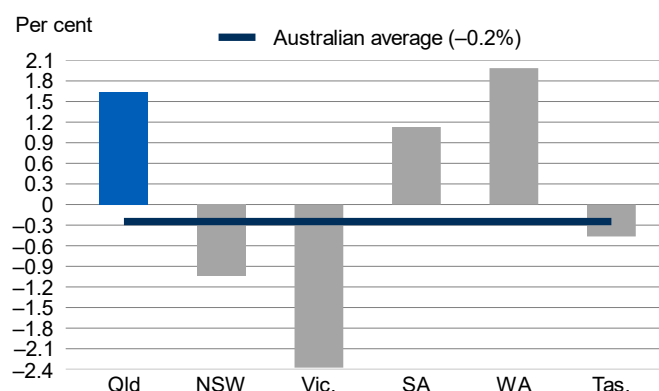
### Dwelling approvals

- The trend estimate for total dwelling units approved in Queensland in December 2025 was 3,906, 1.6% higher than the previous month. The national trend estimate for total dwelling approvals decreased 0.2% during the month.
- The trend estimate for the number of private sector house approvals in Queensland increased 0.9% in December 2025, with a total of 2,093 houses approved.
- In December 2025, trend total dwelling units approved in Queensland accounted for 23.7% of Australia's total dwelling unit approvals. Private sector house approvals in Queensland accounted for 22.1% of Australia's private sector house approvals.
- The trend nominal value of residential building work approved in Queensland decreased 2.2% in December 2025 to a total of \$2,146.3 million. Australia's trend value of residential building work approved increased 0.6% during the month to \$10,065.6 million.
- In annual terms, the trend estimate for total dwelling units approved in Queensland in December 2025 was 22.8% higher than the December 2024 estimate. In comparison, total dwelling units approved in Australia increased 6.9% over the same period.

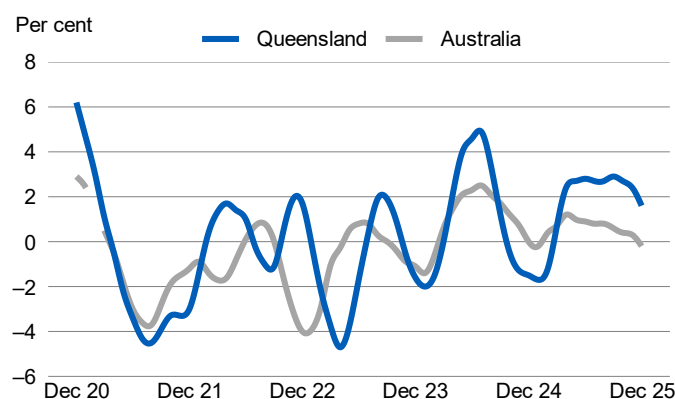
### Non-residential building approvals

- The trend value of non-residential buildings approved in Queensland decreased 1.1% in December 2025 to a total of \$1,082.1 million. Australia's trend value of non-residential buildings approved decreased 0.8% during the month to \$7,079.2 million.

**Figure 1 Monthly change in total dwelling units approved (trend), December 2025**

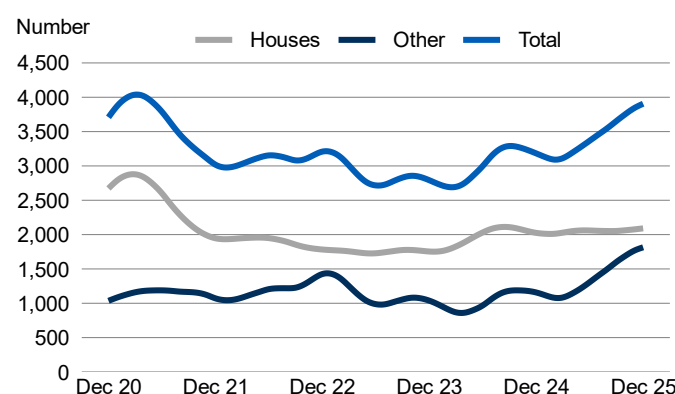


**Figure 2 Monthly change in total dwelling units approved (trend)**



Note: A trend break occurred for Australia in Feb-21 due to an abrupt and sustained change in the level of the series.

**Figure 3 Dwelling units approved (trend), Queensland**



<https://creativecommons.org/licenses/by/4.0>

© The State of Queensland  
(Queensland Treasury) 2026

