

Building approvals, February 2026

Source: Australian Bureau of Statistics, *Building approvals, Australia*, released 01 April 2026, 10:30 am (AEST)

Key data

Dwelling approvals monthly change (trend):

Queensland.....↓ 0.2%

Australia↑ 1.2%

Dwelling approvals annual change (trend):

Queensland.....↑ 22.7%

Australia↑ 13.2%

Main findings

Dwelling approvals

- The trend estimate for total dwelling units approved in Queensland in February 2026 was 3,803, 0.2% lower than the previous month. The national trend estimate for total dwelling approvals increased 1.2% during the month.
- The trend estimate for the number of private sector house approvals in Queensland decreased 1.6% in February 2026, with a total of 2,030 houses approved.
- In February 2026, trend total dwelling units approved in Queensland accounted for 21.6% of Australia’s total dwelling unit approvals. Private sector house approvals in Queensland accounted for 20.6% of Australia’s private sector house approvals.
- The trend nominal value of residential building work approved in Queensland increased 1.4% in February 2026 to a total of \$2,341.3 million. Australia’s trend value of residential building work approved decreased 0.9% during the month to \$9,799.8 million.
- In annual terms, the trend estimate for total dwelling units approved in Queensland in February 2026 was 22.7% higher than the February 2025 estimate. In comparison, total dwelling units approved in Australia increased 13.2% over the same period.

Non-residential building approvals

- The trend value of non-residential buildings approved in Queensland increased 0.4% in February 2026 to a total of \$1,022.9 million. Australia’s trend value of non-residential buildings approved increased 1.3% during the month to \$7,808.4 million.

Figure 1 Monthly change in total dwelling units approved (trend), February 2026

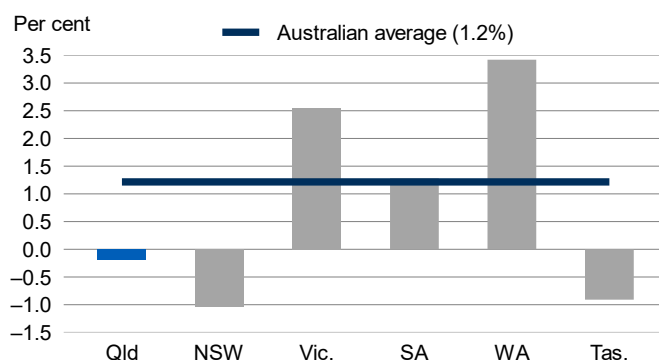
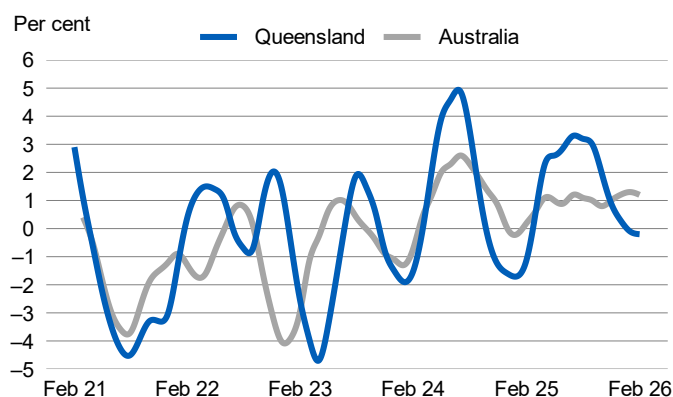
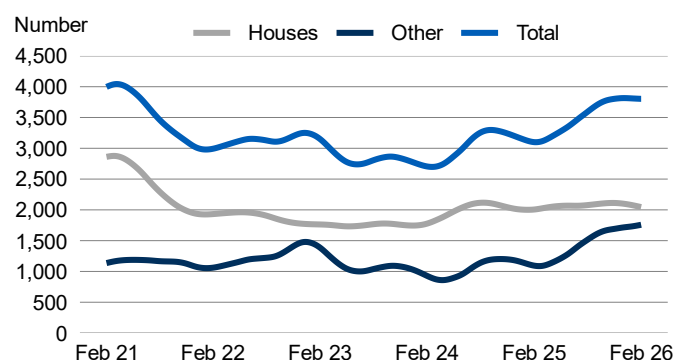


Figure 2 Monthly change in total dwelling units approved (trend)



Note: A trend break occurred for Australia in Feb-21 due to an abrupt and sustained change in the level of the series.

Figure 3 Dwelling units approved (trend), Queensland



<https://creativecommons.org/licenses/by/4.0>

© The State of Queensland (Queensland Treasury) 2026

