

# Building approvals, March 2026

Source: Australian Bureau of Statistics, *Building approvals, Australia*, released 04 May 2026, 11:30 am (AEST)

## Key data

Dwelling approvals monthly change (trend):

Queensland.....↑ 0.9%

Australia .....↑ 0.5%

Dwelling approvals annual change (trend):

Queensland.....↑ 27.5%

Australia .....↑ 13.1%

## Main findings

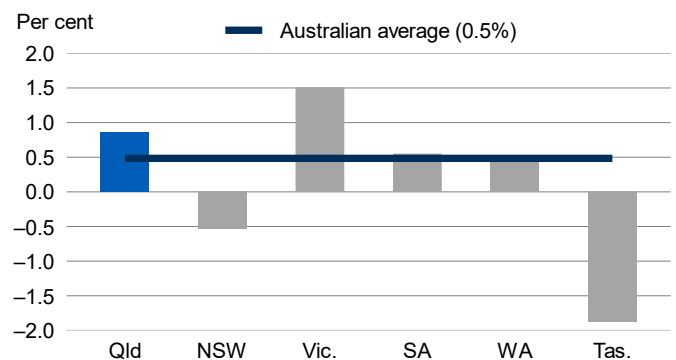
### Dwelling approvals

- The trend estimate for total dwelling units approved in Queensland in March 2026 was 3,975, 0.9% higher than the previous month. The national trend estimate for total dwelling approvals increased 0.5% during the month.
- The trend estimate for the number of private sector house approvals in Queensland increased 1.0% in March 2026, with a total of 2,212 houses approved.
- In March 2026, trend total dwelling units approved in Queensland accounted for 22.5% of Australia’s total dwelling unit approvals. Private sector house approvals in Queensland accounted for 21.8% of Australia’s private sector house approvals.
- The trend nominal value of residential building work approved in Queensland increased 3.4% in March 2026 to a total of \$2,567.9 million. Australia’s trend value of residential building work approved increased 0.4% during the month to \$10,231.2 million.
- In annual terms, the trend estimate for total dwelling units approved in Queensland in March 2026 was 27.5% higher than the March 2025 estimate. In comparison, total dwelling units approved in Australia increased 13.1% over the same period.

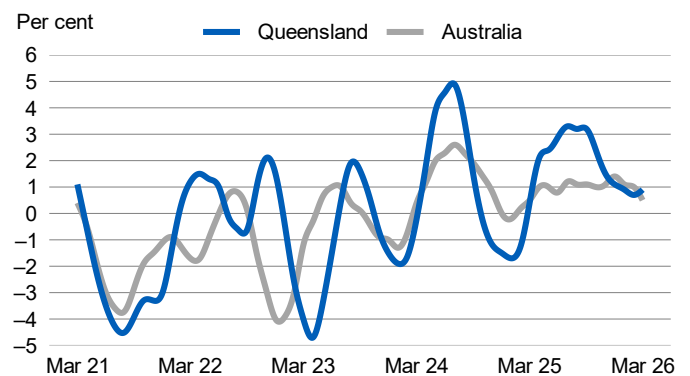
### Non-residential building approvals

- The trend value of non-residential buildings approved in Queensland increased 3.8% in March 2026 to a total of \$1,171.0 million. Australia’s trend value of non-residential buildings approved decreased 1.2% during the month to \$7,226.3 million.

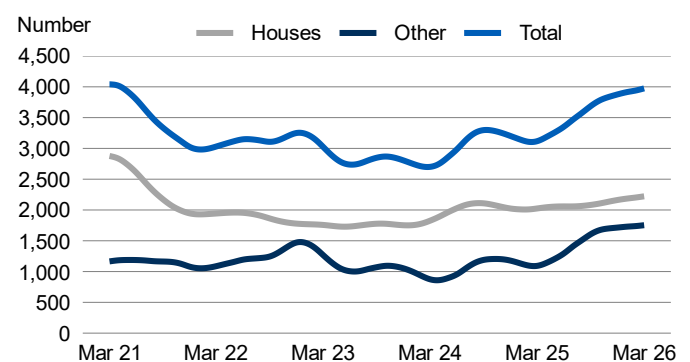
**Figure 1 Monthly change in total dwelling units approved (trend), March 2026**



**Figure 2 Monthly change in total dwelling units approved (trend)**



**Figure 3 Dwelling units approved (trend), Queensland**



<https://creativecommons.org/licenses/by/4.0>

© The State of Queensland (Queensland Treasury) 2026

