

Retail trade, June 2025

Source: ABS, *Retail trade, Australia*, released 31 July 2025, 11:30 am (AEST)

Key data

Monthly change (seasonally adjusted):

Queensland	↑ 1.2%
Australia	↑ 1.2%

Annual change (seasonally adjusted):

Queensland	↑ 5.5%
Australia	↑ 4.9%

Main findings

Note: Commentary on monthly figures is based on nominal values throughout and, as such, movements are affected by price and quantity changes.

Due to the impacts of COVID-19 the ABS has suspended the trend series from February 2020. All results are therefore presented in seasonally adjusted terms.

- The seasonally adjusted estimate of Queensland's retail turnover increased 1.2% in June 2025. Australia's seasonally adjusted retail turnover increased 1.2% in June 2025.
- The seasonally adjusted value of Queensland's nominal retail turnover increased from \$7,755.8 million in May 2025 to \$7,849.1 million in June 2025.
- The increase in Queensland's nominal retail turnover in June 2025 reflected higher spending in 'Food retailing' and 'Household goods retailing'.
- The seasonally adjusted value of Queensland's retail turnover increased 5.5% over the previous 12 months, from \$7,442.4 million in June 2024 (Figure 2).
- Queensland recorded the second-largest annual growth in retail turnover of all states and territories (5.5%). Victoria recorded the largest increase (5.8%).
- 'Food retailing' recorded the largest contribution to retail turnover growth in Queensland in the month (0.45 of a percentage point). 'Household goods retailing' recorded the largest contribution to retail turnover growth in Australia (0.37 of a percentage point) in June 2025 (Figure 3).
- In real terms (where the volume of retail turnover is measured, removing the effect of price movements), seasonally adjusted retail trade in Queensland increased 1.1% in June quarter 2025. Over the year to June quarter 2025, real retail turnover increased 2.1%.

Figure 1 Monthly change in retail turnover

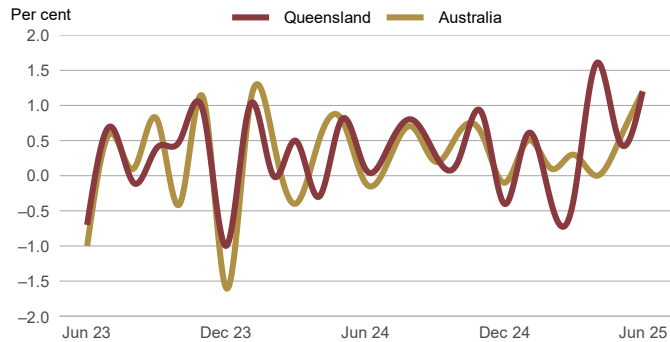


Figure 2 Annual change in retail turnover, June 2025

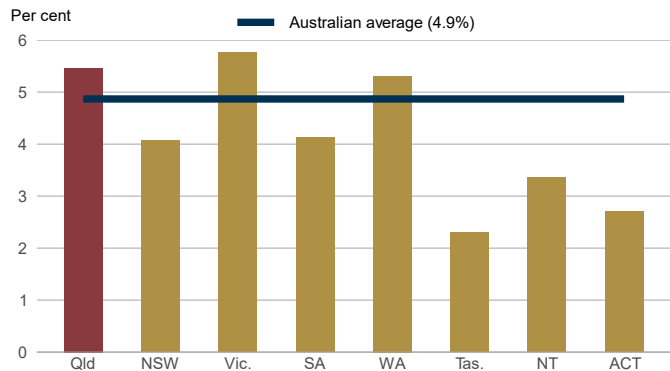
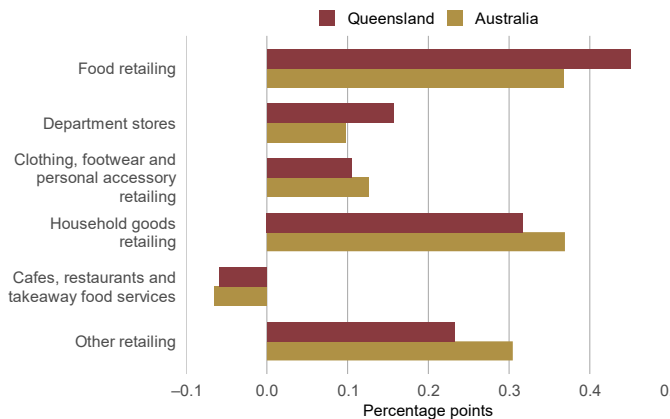


Figure 3 Monthly retail turnover contribution to growth by industry group, June 2025



<https://creativecommons.org/licenses/by/4.0>

© The State of Queensland
(Queensland Treasury) 2025

