

# Marriages and divorces, Queensland 2021

Source: ABS, *Marriages and divorces, Australia*, released 10 November 2022, 10:30 am AEST

## Key data

### Registered marriages, 2021 (annual change):

Queensland ..... ↑ 35.9%  
 Australia ..... ↑ 12.9%

### Registered divorces, 2021 (annual change):

Queensland ..... ↑ 14.0%  
 Australia ..... ↑ 13.6%

## Main findings

### Marriages

- In 2021, there were 21,627 marriages registered in Queensland, an increase of 5,710 (35.9%) from 2020 (Figure 1). The number of marriages registered in Australia increased by 12.9% in 2021 to 89,164 marriages.
- The crude marriage rate in Queensland in 2021 was 4.1 marriages per 1,000 persons, which was 1.5 per 1,000 persons lower than the figure recorded in 2011 (Figure 2). The crude marriage rate in Australia in 2021 was 3.5 marriages per 1,000 persons.
- In all marriages registered in 2021, the median age at marriage for males and females in Queensland was 32.4 years and 30.6 years respectively. Queensland had a higher median age at marriage than for Australia (32.1 years and 30.5 years respectively).

### Divorces

- In 2021, there were 13,475 divorces granted in Queensland, an increase of 1,651 (14.0%) from 2020 (Figure 1). The number of divorces granted in Australia increased by 13.6% in 2021 to 56,244 divorces.
- The crude divorce rate in Queensland in 2021 was 2.6 divorces per 1,000 persons, which was 0.1 per 1,000 persons higher than the figure recorded in 2011 (Figure 3). The crude divorce rate in Australia in 2021 was 2.2 divorces per 1,000 persons.
- For all divorces granted in 2021, the median age at divorce for males and females in Queensland was 46.7 years and 43.7 years respectively. Queensland had a higher median age at divorce than for Australia (45.9 years and 43.0 years respectively).

Figure 1 Registered marriages and divorces, Queensland

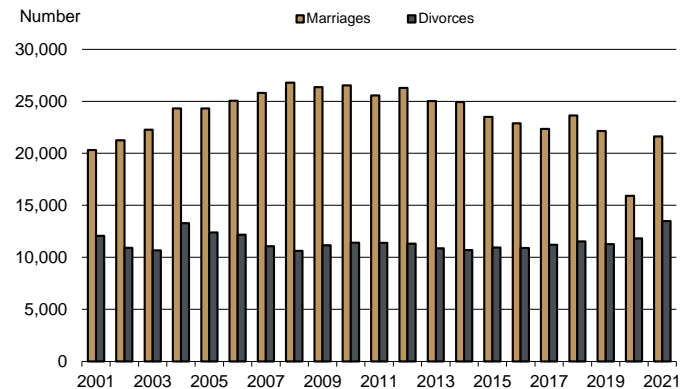


Figure 2 Crude marriage rate

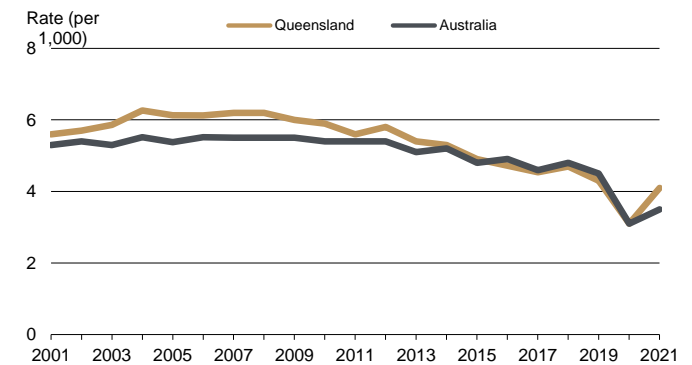
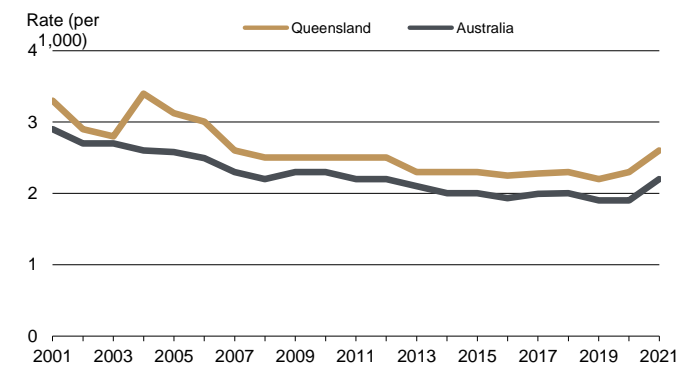


Figure 3 Crude divorce rate



Note: Crude rates reflect the number of marriages registered, or divorces granted, during the year per 1,000 of estimated resident population, as at 30 June for the same year.