

# Marriages and divorces, Queensland, 2024

Source: ABS, *Marriages and divorces, Australia*, released 23 July 2025, 11:30 am (AEST)

## Key data

### Registered marriages, 2024 (annual change):

Queensland.....↓ 1.0%  
Australia .....↑ 2.0%

### Registered divorces, 2024 (annual change):

Queensland.....↓ 5.7%  
Australia .....↓ 3.0%

## Main findings

### Marriages

- In 2024, there were 23,595 marriages registered in Queensland, a decrease of 231 (1.0%) from 2023 (Figure 1). The number of marriages registered in Australia increased 2.0% in 2024 to 120,844 marriages.
- The crude marriage rate in Queensland in 2024 was 5.2 marriages per 1,000 persons, which was 1.4 per 1,000 persons lower than the figure recorded in 2014 (Figure 2). The crude marriage rate in Australia in 2024 was 5.5 marriages per 1,000 persons.

### Divorces

- In 2024, there were 10,508 divorces granted in Queensland, a decrease of 632 (5.7%) from 2023 (Figure 1). The number of divorces granted in Australia decreased 3.0% in 2024 to 47,216 divorces.
- The crude divorce rate in Queensland in 2024 was 2.3 divorces per 1,000 persons, which was 0.5 per 1,000 persons lower than the figure recorded in 2014 (Figure 3). The crude divorce rate in Australia in 2024 was 2.1 divorces per 1,000 persons.

Note: Crude rates reflect the number of marriages registered, or divorces granted, during the year per 1,000 of estimated resident population (16 years and older), as at 30 June for the same year. This differs to previous publications where crude rates included all ages. Rates should not be compared with those published in previous years.

For 2022 only, Norfolk Island registered marriages were included in Queensland totals.

Figure 1 Registered marriages and divorces, Queensland

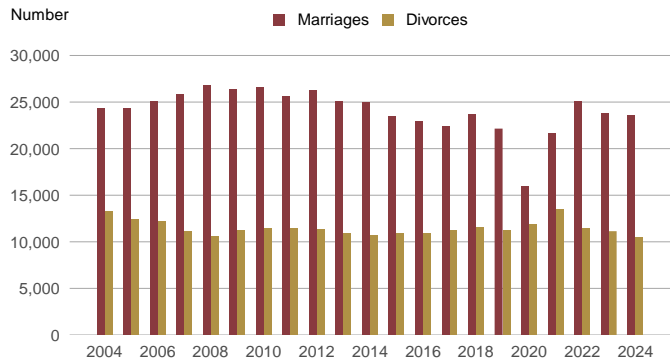


Figure 2 Crude marriage rate

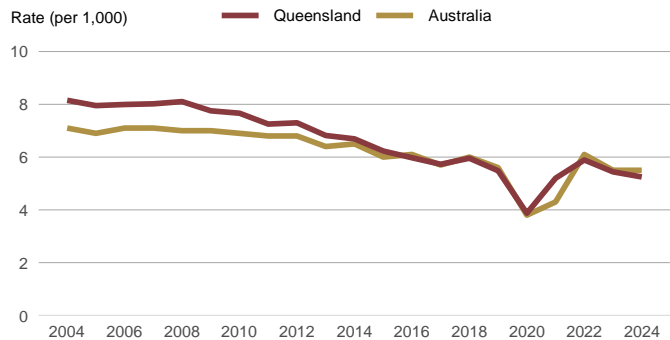
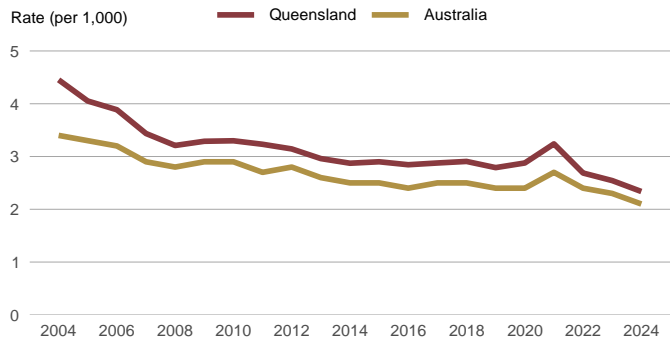


Figure 3 Crude divorce rate



<https://creativecommons.org/licenses/by/4.0>

© The State of Queensland  
(Queensland Treasury) 2025

