

Queensland Government Statistician's Office

# Crime report, 2023–24: Appendix

Recorded crime statistics by Queensland  
Police Service administrative regions

## Acknowledgement of Country

Queensland Government Statistician's Office acknowledges Aboriginal and Torres Strait Islander peoples as the traditional owners and custodians of this country and recognises their connection to land, sea and community. We pay our respects to them, their cultures and to their Elders, past, present and emerging.

## Queensland Government Statistician's Office

Queensland Treasury

PO Box 15037, City East QLD 4002 Australia

[govstat@treasury.qld.gov.au](mailto:govstat@treasury.qld.gov.au)

[www.qgso.qld.gov.au](http://www.qgso.qld.gov.au)

© The State of Queensland (Queensland Treasury) 2025

The Queensland Government supports and encourages the dissemination and exchange of information. However, copyright protects this publication. The State of Queensland has no objection to this material being reproduced, made available online or electronically but only if it is recognised as the owner of the copyright and this material remains unaltered.

## Licence

This document is licensed under a Creative Commons Attribution (CC BY 4.0) International licence.



To view a copy of this licence, visit <http://creativecommons.org/licenses/by/4.0>

## Attribution

Content from this report should be attributed to:

Queensland Government Statistician's Office, Queensland Treasury, *Crime report, 2023–24: Appendix*.

## Disclaimer

While great care has been taken in collecting, processing analysing, and extracting information, Queensland Government Statistician's Office, Queensland Treasury makes no warranty regarding errors or omissions and assumes no legal liability or responsibility for loss or damage resulting from the use of the information.

# Contents – Appendix

## 1.0 Introduction .....A1

Terms used frequently in this report ..... A1

## 2.0 Statistical impacts of legislative and policy changes .....A2

2.1. Enhancement to police recording of DFV offences in Queensland..... A2

2.2. Youth offending ..... A2

2.3. Drug offending ..... A2

2.4. Other legislative and policy changes ..... A2

2.4.1. Unlawful use / theft of motor vehicles..... A2

2.4.2. Public order offences ..... A3

2.4.3. Sex work decriminalised ..... A3

## 3.0 Recorded and cleared offences by police region and district .....A4

3.1. Offences recorded in 2023–24 ..... A5

3.1.1. Offences against the person..... A5

3.1.2. Offences against property ..... A12

3.1.3. Other offences ..... A19

3.2. Offences recorded and cleared in 2023–24 ..... A26

3.2.1. Offences against the person..... A26

3.2.2. Offences against property ..... A33

3.2.3. Other offences ..... A40

3.3. Offences cleared in 2023–24, recorded previously ..... A47

3.3.1. Offences against the person..... A47

3.3.2. Offences against property ..... A54

3.3.3. Other offences ..... A61

## 4.0 Regional comparisons .....A68

4.1. Selected offences against the person ..... A69

4.2. Selected offences against property ..... A79

4.3. Selected other offences..... A85

## 5.0 Offenders by age and sex, by police region .....A89

5.1. Offences against the person..... A90

5.2. Offences against property ..... A97

5.3. Other offences ..... A104

## 6.0 Victims of offences against the person, by police region .....A111

|      |  |      |
|------|--|------|
| 6.1. | Age and sex.....                         | A112 |
| 6.2. | Relationship of offender to victim ..... | A119 |

## 7.0 Explanatory notes and glossary.....A126

|                                 |      |
|---------------------------------|------|
| Abbreviations and symbols ..... | A126 |
| Glossary .....                  | A126 |
| Notes .....                     | A127 |

## Tables and figures – Appendix

|           |  |     |
|-----------|--|-----|
| Table A1  | Count, rate of recorded person offences, Brisbane Police Region and Districts, 2023–24 .....           | A5  |
| Table A2  | Count, rate of recorded person offences, Central Police Region and Districts, 2023–24 .....            | A6  |
| Table A3  | Count, rate of recorded person offences, Far Northern Police Region and District, 2023–24 .....        | A7  |
| Table A4  | Count, rate of recorded person offences, North Coast Police Region and Districts, 2023–24 .....        | A8  |
| Table A5  | Count, rate of recorded person offences, Northern Police Region and Districts, 2023–24 .....           | A9  |
| Table A6  | Count, rate of recorded person offences, South Eastern Police Region and Districts, 2023–24 .....      | A10 |
| Table A7  | Count, rate of recorded person offences, Southern Police Region and Districts, 2023–24 .....           | A11 |
| Table A8  | Count, rate of recorded property offences, Brisbane Police Region and Districts, 2023–24.....          | A12 |
| Table A9  | Count, rate of recorded property offences, Central Police Region and Districts, 2023–24 .....          | A13 |
| Table A10 | Count, rate of recorded property offences, Far Northern Police Region and District, 2023–24 .....      | A14 |
| Table A11 | Count, rate of recorded property offences, North Coast Police Region and Districts, 2023–24.....       | A15 |
| Table A12 | Count, rate of recorded property offences, Northern Police Region and Districts, 2023–24 .....         | A16 |
| Table A13 | Count, rate of recorded property offences, South Eastern Police Region and Districts, 2023–24 .....    | A17 |
| Table A14 | Count and rate of recorded property offences, Southern Police Region and Districts, 2023–24 .....      | A18 |
| Table A15 | Count and rate of recorded other offences, Brisbane Police Region and Districts, 2023–24.....          | A19 |
| Table A16 | Count and rate of recorded other offences, Central Police Region and Districts, 2023–24 .....          | A20 |
| Table A17 | Count and rate of recorded other offences, Far Northern Police Region and District, 2023–24 .....      | A21 |
| Table A18 | Count and rate of recorded other offences, North Coast Police Region and Districts, 2023–24.....       | A22 |
| Table A19 | Count and rate of recorded other offences, Northern Police Region and Districts, 2023–24 .....         | A23 |
| Table A20 | Count and rate of recorded other offences, South Eastern Police Region and Districts, 2023–24 .....    | A24 |
| Table A21 | Count and rate of recorded other offences, Southern Police Region and Districts, 2023–24 .....         | A25 |
| Table A22 | Offences against the person, Brisbane Police Region and Districts, recorded and cleared in 2023–24     | A26 |
| Table A23 | Offences against the person, Central Police Region and Districts, recorded and cleared in 2023–24 ...  | A27 |
| Table A24 | Offences against the person, Far Northern Police Region & District, recorded and cleared in 2023–24A   | 28  |
| Table A25 | Offences against the person, North Coast Police Region & Districts, recorded and cleared in 2023–24    | A29 |
| Table A26 | Offences against the person, Northern Police Region and Districts, recorded and cleared in 2023–24.    | A30 |
| Table A27 | Offences against the person, South Eastern Police Region & Districts, recorded and cleared in 2023–24A | 31  |
| Table A28 | Offences against the person, Southern Police Region and Districts, recorded and cleared in 2023–24     | A32 |
| Table A29 | Offences against property, Brisbane Police Region and Districts, recorded and cleared in 2023–24 ....  | A33 |
| Table A30 | Offences against property, Central Police Region and Districts, recorded and cleared in 2023–24 .....  | A34 |
| Table A31 | Offences against property, Far Northern Police Region and District, recorded and cleared in 2023–24    | A35 |
| Table A32 | Offences against property, North Coast Police Region and Districts, recorded and cleared in 2023–24    | A36 |

|           |   |     |
|-----------|---|-----|
| Table A33 | Offences against property, Northern Police Region and Districts, recorded and cleared in 2023–24 ....             | A37 |
| Table A34 | Offences against property, South Eastern Police Region and Districts, recorded and cleared in 2023–24A38          |     |
| Table A35 | Offences against property, Southern Police Region and Districts, recorded and cleared in 2023–24 ....             | A39 |
| Table A36 | Other offences, Brisbane Police Region and Districts, recorded and cleared in 2023–24 .....                       | A40 |
| Table A37 | Other offences, Central Police Region and Districts, recorded and cleared in 2023–24                              | A41 |
| Table A38 | Other offences, Far Northern Police Region and District, recorded and cleared in 2023–24.....                     | A42 |
| Table A39 | Other offences, North Coast Police Region and Districts, recorded and cleared in 2023–24 .....                    | A43 |
| Table A40 | Other offences, Northern Police Region and Districts, recorded and cleared in 2023–24 .....                       | A44 |
| Table A41 | Other offences, South Eastern Police Region and Districts, recorded and cleared in 2023–24 .....                  | A45 |
| Table A42 | Other offences, Southern Police Region and Districts, recorded and cleared in 2023–24.....                        | A46 |
| Table A43 | Offences against the person, Brisbane Police Region & Districts, cleared in 2023–24, recorded prev. .             | A47 |
| Table A44 | Offences against the person, Central Police Region & Districts, cleared in 2023–24, recorded prev.....            | A48 |
| Table A45 | Offences against the person, Far Northern Police Region & District, cleared in 2023–24, recorded prev.A49         |     |
| Table A46 | Offences against the person, North Coast Police Region & Districts, cleared in 2023–24, recorded prev.A50         |     |
| Table A47 | Offences against the person, Northern Police Region & Districts, cleared in 2023–24, recorded prev. .             | A51 |
| Table A48 | Offences against the person, South Eastern Police Region & Districts, cleared in 2023–24, recorded prev.<br>..... | A52 |
| Table A49 | Offences against the person, Southern Police Region & Districts, cleared in 2023–24, recorded prev..              | A53 |
| Table A50 | Offences against property, Brisbane Police Region & Districts, cleared in 2023–24, recorded prev. ....            | A54 |
| Table A51 | Offences against property, Central Police Region & Districts, cleared in 2023–24, recorded prev.....              | A55 |
| Table A52 | Offences against property, Far Northern Police Region & District, cleared in 2023–24, recorded prev. A56          |     |
| Table A53 | Offences against property, North Coast Police Region & Districts, cleared in 2023–24, recorded prev. A57          |     |
| Table A54 | Offences against property, Northern Police Region & Districts, cleared in 2023–24, recorded prev. ....            | A58 |
| Table A55 | Offences against property, South Eastern Police Region & Districts, cleared in 2023–24, recorded prev.A59         |     |
| Table A56 | Offences against property, Southern Police Region & Districts, cleared in 2023–24, recorded prev. ....            | A60 |
| Table A57 | Other offences, Brisbane Police Region and Districts, cleared in 2023–24, recorded prev. ....                     | A61 |
| Table A58 | Other offences, Central Police Region and Districts, cleared in 2023–24, recorded prev.....                       | A62 |
| Table A59 | Other offences, Far Northern Police Region and District, cleared in 2023–24, recorded prev.....                   | A63 |
| Table A60 | Other offences, North Coast Police Region and Districts, cleared in 2023–24, recorded prev. ....                  | A64 |
| Table A61 | Other offences, Northern Police Region and Districts, cleared in 2023–24, recorded prev. ....                     | A65 |
| Table A62 | Other offences, South Eastern Police Region and Districts, cleared in 2023–24, recorded prev. ....                | A66 |
| Table A63 | Other offences, Southern Police Region and Districts, cleared in 2023–24, recorded prev.....                      | A67 |
| Table A64 | Total offenders by age and sex, offences against the person, Brisbane Police Region, 2023–24.....                 | A90 |
| Table A65 | Total offenders by age and sex, offences against the person, Central Police Region, 2023–24 .....                 | A91 |
| Table A66 | Total offenders by age and sex, offences against the person, Far Northern Police Region, 2023–24 ...              | A92 |
| Table A67 | Total offenders by age and sex, offences against the person, North Coast Police Region, 2023–24 ....              | A93 |
| Table A68 | Total offenders by age and sex, offences against the person, Northern Police Region, 2023–24.....                 | A94 |
| Table A69 | Total offenders by age and sex, offences against the person, South Eastern Police Region, 2023–24 .               | A95 |
| Table A70 | Total offenders by age and sex, offences against the person, Southern Police Region, 2023–24 .....                | A96 |
| Table A71 | Total offenders by age and sex, offences against property, Brisbane Police Region, 2023–24 .....                  | A97 |
| Table A72 | Total offenders by age and sex, offences against property, Central Police Region, 2023–24 .....                   | A98 |
| Table A73 | Total offenders by age and sex, offences against property, Far Northern Police Region, 2023–24 .....              | A99 |

|            |   |      |
|------------|---|------|
| Table A74  | Total offenders by age and sex, offences against property, North Coast Police Region, 2023–24 .....                                   | A100 |
| Table A75  | Total offenders by age and sex, offences against property, Northern Police Region, 2023–24.....                                       | A101 |
| Table A76  | Total offenders by age and sex, offences against property, South Eastern Police Region, 2023–24...                                    | A102 |
| Table A77  | Total offenders by age and sex, offences against property, Southern Police Region, 2023–24 .....                                      | A103 |
| Table A78  | Total offenders by age and sex, other offences, Brisbane Police Region, 2023–24 .....   | A104 |
| Table A79  | Total offenders by age and sex, other offences, Central Police Region, 2023–24.....   | A105 |
| Table A80  | Total offenders by age and sex, other offences, Far Northern Police Region, 2023–24 .....   | A106 |
| Table A81  | Total offenders by age and sex, other offences, North Coast Police Region, 2023–24 .....  | A107 |
| Table A82  | Total offenders by age and sex, other offences, Northern Police Region, 2023–24 .....   | A108 |
| Table A83  | Total offenders by age and sex, other offences, South Eastern Police Region, 2023–24 .....  | A109 |
| Table A84  | Total offenders by age and sex, other offences, Southern Police Region, 2023–24.....  | A110 |
| Table A85  | Total victims of offences against the person, by age and sex, Brisbane Police Region, 2023–24.....                                    | A112 |
| Table A86  | Total victims of offences against the person, by age and sex, Central Police Region, 2023–24 .....                                    | A113 |
| Table A87  | Total victims of offences against the person, by age and sex, Far Northern Police Region, 2023–24 .                                   | A114 |
| Table A88  | Total victims of offences against the person, by age and sex, North Coast Police Region, 2023–24...                                   | A115 |
| Table A89  | Total victims of offences against the person, by age and sex, Northern Police Region, 2023–24.....                                    | A116 |
| Table A90  | Total victims of offences against the person, by age and sex, South Eastern Police Region, 2023–24                                    | A117 |
| Table A91  | Total victims of offences against the person, by age and sex, Southern Police Region, 2023–24 .....                                   | A118 |
| Table A92  | Total victims of offences against the person by sex and offender's relationship to victim, Brisbane Police Region, 2023–24 .....      | A119 |
| Table A93  | Total victims of offences against the person by sex and offender's relationship to victim, Central Police Region, 2023–24 .....       | A120 |
| Table A94  | Total victims of offences against the person by sex and offender's relationship to victim, Far Northern Police Region, 2023–24 .....  | A121 |
| Table A95  | Total victims of offences against the person by sex and offender's relationship to victim, North Coast Police Region, 2023–24 .....   | A122 |
| Table A96  | Total victims of offences against the person by sex and offender's relationship to victim, Northern Police Region, 2023–24 .....      | A123 |
| Table A97  | Total victims of offences against the person by sex and offender's relationship to victim, South Eastern Police Region, 2023–24 ..... | A124 |
| Table A98  | Total victims of offences against the person by sex and offender's relationship to victim, Southern Police Region, 2023–24 .....      | A125 |
| Figure A1  | Queensland Police Service regions, districts and divisions, 2023–24 .....   | A4   |
| Figure A2  | Offences against the person – all offences, by police region.....   | A69  |
| Figure A3  | Homicide (Murder), by police region .....   | A70  |
| Figure A4  | Other homicide offences, by police region .....   | A70  |
| Figure A5  | Assault – all, by police region.....  | A71  |
| Figure A6  | Grievous assault, by police region .....  | A71  |
| Figure A7  | Serious assault, by police region .....   | A72  |
| Figure A8  | Serious assault (other), by police region .....   | A72  |
| Figure A9  | Common assault, by police region .....  | A73  |
| Figure A10 | Sexual offences– all, by police region.....   | A73  |
| Figure A11 | Rape and attempted rape, by police region .....   | A74  |

|            |   |     |
|------------|---|-----|
| Figure A12 | Other sexual offences, by police region .....                       | A74 |
| Figure A13 | Robbery – all, by police region .....                               | A75 |
| Figure A14 | Armed robbery, by police region .....                               | A75 |
| Figure A15 | Unarmed robbery, by police region .....                             | A76 |
| Figure A16 | Other offences against the person – all, by police region .....     | A76 |
| Figure A17 | Kidnapping, abduction etc., by police region.....                   | A77 |
| Figure A18 | Extortion, by police region .....                                   | A77 |
| Figure A19 | Stalking, by police region .....                                    | A78 |
| Figure A20 | Life endangering acts, by police region.....                        | A78 |
| Figure A21 | Offences against property – all offences, by police region .....    | A79 |
| Figure A22 | Unlawful entry – all, by police region.....                         | A79 |
| Figure A23 | Unlawful entry with intent – dwelling, by police region .....       | A80 |
| Figure A24 | Unlawful entry with intent – shop, by police region .....           | A80 |
| Figure A25 | Unlawful entry with intent – other, by police region.....           | A81 |
| Figure A26 | Arson, by police region .....                                       | A81 |
| Figure A27 | Other property damage, by police region .....                       | A82 |
| Figure A28 | Unlawful use of motor vehicle, by police region .....               | A82 |
| Figure A29 | Other theft (excl. unlawful entry), by police region .....          | A83 |
| Figure A30 | Fraud, by police region .....                                       | A83 |
| Figure A31 | Handling stolen goods, by police region .....                       | A84 |
| Figure A32 | Other offences – all offences, by police region .....               | A85 |
| Figure A33 | Drug offences, by police region.....                                | A85 |
| Figure A34 | Liquor offences (excl. drunkenness), by police region .....         | A86 |
| Figure A35 | Breach of domestic violence protection order, by police region..... | A86 |
| Figure A36 | Trespassing and vagrancy, by police region .....                    | A87 |
| Figure A37 | Weapons Act offences, by police region .....                        | A87 |
| Figure A38 | Good order offences, by police region .....                         | A88 |
| Figure A39 | Traffic and related offences, by police region .....                | A88 |

# 1.0 Introduction

The *Crime report, Queensland, 2023–24: Appendix* comprises a series of tables and graphs, and supplements the *Crime report, Queensland 2023–24*. Statistics relating to recorded and cleared offences, victims of offences against the person and offenders in all offence categories are featured and are presented by police administrative regions (Figure A1). It should be noted that not all offences are reported to or detected by police, and this report includes only those that are.

Statistics in this supplementary report are also presented as both counts and rates. Using counts to gauge the level of crime is problematic, as areas with larger populations will presumably have higher numbers of offences than areas with smaller populations. Calculation of rates per 100,000 population allows direct comparisons of recorded crime to be made across different geographical areas and across time, since the size of the population is taken into account in the calculation.

Data which form the basis of this report appendix are derived from official crime reports recorded in Queensland Police Records and Information Management Exchange (QPRIME). Only offences with a status of solved, withdrawn, lapsed or unsolved are counted. Cancelled, not substantiated, and unfounded crime reports have been excluded.

The information presented in the report and appendix may vary from data published elsewhere by QGSO and others, due to differences in the dates data were extracted and frequency of revision, or in counting rules or statistical standards applied. Readers are therefore urged to exercise caution when making comparison between publications.

The statistics presented should also be read in conjunction with the Explanatory notes and glossary, where counting methodologies and other supporting information are provided to aid in the interpretation of rates and numbers presented.

## Terms used frequently in this report

(See *Glossary* for more)

**Offence:** Any act or omission by a person(s) for which a penalty could be imposed by the Australian legal system. Presented in this report in three categories:

**Offences against the person:** include homicide offences, assault, sexual offences, robbery and other offences against the person.

**Offences against property:** include unlawful entry, arson, other property damage, unlawful use of a motor vehicle, other theft, fraud, handling stolen goods.

**Other offences:** include drug offences, breach DV protection order, trespassing and vagrancy, Weapons Act offences, good order offences, traffic and related offences, miscellaneous offences (which also include prostitution offences, liquor & gaming offences, stock-related offences).

**Offender:** in this report, a person aged 10 years or over who, through the clearance of an offence by way of police action against them, is alleged to be responsible for committing that offence. An individual may be recorded as an offender multiple times, if they were proceeded against by police for multiple offence types within the same incident or multiple times within the reference period.

**Adult offender:** in this report, is an alleged offender aged 18 years or older at the date police action commenced against them.

**Child offender:** in this report, is an alleged offender aged 10 to 17 years at the date police action commenced against them.

**Victim:** Victim statistics in this report relate only to recorded victims of offences against the person, reported to or detected by police within the reporting period. For most offences against the person, the victim is an individual person. Statistics on non-person victims have not been included in this report.

These data show one victim for each counted offence. However, a person may be counted multiple times if they were the victim of multiple offences belonging to different offence types within a single incident or recorded multiple times during the reference period. They would be counted once for each most serious offence per offence type.

Only offences with a status of **solved, unsolved, withdrawn or lapsed** are counted in this report.  
*Cancelled and unfounded* (not substantiated) offences have been excluded.

Person-based rates in this report have been *age-standardised* where appropriate, to account for differences in the age profiles of the Aboriginal and Torres Strait Islander and non-Indigenous populations.

## 2.0 Statistical impacts of legislative and policy changes

### 2.1. Enhancement to police recording of DFV offences in Queensland

From 1 July 2021, an enhancement to recording practices was implemented by the Queensland Police Service to align with national reporting standards, requiring police officers to record in QPRIME all criminal offences associated with domestic and family violence (DFV) investigations. Consequently, 2021–22 presents as a break in the time series for DFV-related variables that are based on recorded offences data.

Domestic and family violence is complex and DFV-related offences can take many forms and cover a broad range of offences. Recorded offences presented in this report, including those related to DFV, represent only those which have come to the attention of police.

**Please note:** The passing of the *Criminal Law (Coercive Control and Affirmative Consent) and Other Legislation Amendment Act 2024* established the offence of 'coercive control', following recommendations from the Women's Safety and Justice Taskforce. Effective from 26 May 2025, coercive control will be a criminal offence in Queensland. It will be illegal for an adult to use abusive behaviours towards their current, or former, intimate partner, family member, or informal (unpaid) carer with the intention to control or coerce them.

### 2.2. Youth offending

The Queensland Police Service has commenced a number of initiatives to support community safety, focusing on preventing, disrupting and investigating youth crime through community engagement and extreme high visibility patrols in intelligence-driven hotspot locations. In and around 2023–24, these initiatives included:

- The *Youth Co-Responder Teams* initiative — first launched in Logan, Cairns, Townsville, Rockhampton and North Brisbane in 2020, this program was further expanded over the past three years to police regions across the state. Police and Youth Justice co-responder teams of specialist staff patrol hotspots and work with children at risk of entering or becoming further entrenched in the youth justice system.
- *Taskforce Guardian*, a rapid response police taskforce — established in August 2023 to target serious repeat youth offenders and provide immediate support to local communities across Queensland. Taskforce Guardian involves dedicated Queensland Police detectives and expert Youth Justice workers being deployed to key locations to assist local police efforts in disrupting youth offending.

The result of heightened police attention to youth offending may result in either higher or lower than usual recorded numbers of youth offenders and offences typically committed by those age groups. An increase in numbers may not necessarily be indicative of an increased number of youths committing crime but rather a result of increased detection. A decline in youth offender numbers may mean the initiative has had a deterrent effect on offending by this cohort.

### 2.3. Drug offending

New roadside drug testing kits were implemented from July 2023, enabling the detection of cocaine, in addition to methylamphetamine, ecstasy and the active ingredient in cannabis (THC).

Amendments included in the *Police Powers and Responsibilities and Other Legislation Amendment Act (No. 2) 2023* expanded the Police Drug Diversion Program from May 2024 to include minor possession of all types of drugs and implemented a tiered response to minor drug possession offences. This meant that Police officers can now issue a warning and referral to support services for first offence, and referral to the Drug Diversion Assessment Program occurs at the second and third offences. Police issue a notice to appear to court at the fourth minor drug possession offence.

The impact of this change may result in fewer minor drug offenders proceeding to court and potentially being convicted, and instead having greater access to the drug diversion program.

### 2.4. Other legislative and policy changes

#### 2.4.1. Unlawful use / theft of motor vehicles

The car engine immobiliser subsidy trial was implemented in August 2023 as part of youth justice reforms to address unlawful use of motor vehicles. The initiative provided residents at Mt Isa, Cairns and Townsville with an additional option to increase the security of their vehicles at a subsidised cost.

**2.4.2. Public order offences**

The passing of the *Child Protection (Offender Reporting and Offender Prohibition Order) and Other Legislation Amendment Act 2023* repealed the offences of 'begging in a public place' and 'being intoxicated in a public place'. This legislative change came into effect in September 2024, which is after the 2023–24 reporting period.

**2.4.3. Sex work decriminalised**

The *Criminal Code and Other Legislation (Decriminalising Sex Work) Amendment Act 2024* decriminalised the sex work industry in Queensland, commencing August 2024, and repeals existing criminal offences relating to sex work. The Act creates new offences for the protection of sex workers and strengthens the protection of sex workers from unfair discrimination.

**Please note:** The tables in this section include some offences where the police district in which the offence occurred cannot be identified. This may occur for one of two reasons:

- In such cases, the offences have been included in the available geographical level only. Therefore, police region statistics may not always sum to Queensland totals.

**LEGEND**

- STATE BORDER
- QPS REGIONS**
  - BRISBANE REGION
  - CENTRAL REGION
  - FAR NORTHERN REGION
  - NORTH COAST REGION
  - NORTHERN REGION
  - SOUTH EASTERN REGION
  - SOUTHERN REGION
- QPS DISTRICT**
- QPS DIVISION**

The map displays Queensland's administrative boundaries. Major regions are color-coded: Brisbane Region (pink), Central Region (green), Far Northern Region (purple), North Coast Region (light blue), Northern Region (yellow), South Eastern Region (light pink), and Southern Region (grey). Districts are outlined in blue, and divisions are outlined in green. Neighboring areas include Northern Territory to the west, South Australia to the south, and New South Wales to the east. An inset map shows the state's location within the Australian continent.

**QUEENSLAND TREASURY**  
Queensland Government Statistician's Office

### 3.1. Offences recorded in 2023–24

#### 3.1.1. Offences against the person

**Table A1** Count and rate of recorded offences against the person, Brisbane Police Region and Districts, 2023–24

| Police Region / District                       | Brisbane Region |              | North Brisbane District |              | South Brisbane District |              |
|--|-----------------|--------------|-------------------------|--------------|-------------------------|--------------|
| Offence  | number          | rate         | number                  | rate         | number                  | rate         |
| <b>Homicide (Murder)</b>                       | <b>7</b>        | <b>0.4</b>   | <b>3</b>                | <b>0.4</b>   | <b>4</b>                | <b>0.4</b>   |
| <b>Other homicide</b>                          | <b>29</b>       | <b>1.8</b>   | <b>23</b>               | <b>3.4</b>   | <b>6</b>                | <b>0.7</b>   |
| Attempted murder                               | 16              | 1.0          | 13                      | 1.9          | 3                       | 0.3          |
| Conspiracy to murder                           | 1               | 0.1          | 1                       | 0.1          | 0                       | 0.0          |
| Manslaughter (excl. by driving and striking)   | 1               | 0.1          | 1                       | 0.1          | 0                       | 0.0          |
| Manslaughter – unlawful striking causing death | 1               | 0.1          | 0                       | 0.0          | 1                       | 0.1          |
| Driving causing death                          | 10              | 0.6          | 8                       | 1.2          | 2                       | 0.2          |
| <b>Assault</b>                                 | <b>9,514</b>    | <b>605.4</b> | <b>4,385</b>            | <b>647.5</b> | <b>5,129</b>            | <b>573.6</b> |
| Grievous assault                               | 204             | 13.0         | 98                      | 14.5         | 106                     | 11.9         |
| Serious assault <sup>(a)</sup>                 | 4,493           | 285.9        | 2,051                   | 302.8        | 2,442                   | 273.1        |
| Serious assault (other) <sup>(b)</sup>         | 1,115           | 71.0         | 520                     | 76.8         | 595                     | 66.5         |
| Common assault                                 | 3,702           | 235.6        | 1,716                   | 253.4        | 1,986                   | 222.1        |
| <b>Sexual offences</b>                         | <b>2,078</b>    | <b>132.2</b> | <b>960</b>              | <b>141.7</b> | <b>1,118</b>            | <b>125.0</b> |
| Rape and attempted rape                        | 801             | 51.0         | 372                     | 54.9         | 429                     | 48.0         |
| Other sexual offences                          | 1,277           | 81.3         | 588                     | 86.8         | 689                     | 77.0         |
| <b>Robbery</b>                                 | <b>883</b>      | <b>56.2</b>  | <b>388</b>              | <b>57.3</b>  | <b>495</b>              | <b>55.4</b>  |
| Armed robbery                                  | 358             | 22.8         | 134                     | 19.8         | 224                     | 25.0         |
| Unarmed robbery                                | 525             | 33.4         | 254                     | 37.5         | 271                     | 30.3         |
| <b>Other offences against the person</b>       | <b>1,818</b>    | <b>115.7</b> | <b>855</b>              | <b>126.2</b> | <b>963</b>              | <b>107.7</b> |
| Kidnapping, abduction etc.                     | 142             | 9.0          | 75                      | 11.1         | 67                      | 7.5          |
| Extortion                                      | 39              | 2.5          | 20                      | 3.0          | 19                      | 2.1          |
| Stalking                                       | 474             | 30.2         | 202                     | 29.8         | 272                     | 30.4         |
| Life endangering acts <sup>(a)</sup>           | 1,163           | 74.0         | 558                     | 82.4         | 605                     | 67.7         |
| <b>Total</b>                                   | <b>14,329</b>   | <b>911.8</b> | <b>6,614</b>            | <b>976.6</b> | <b>7,715</b>            | <b>862.7</b> |

(a) *Strangulation in a domestic setting* is now classified under 'serious assault', but in previous reports was classified under 'Other offences against the person / life endangering acts'.

(b) Serious assault (other) represents serious assault not resulting in injury.

Note: Rates are calculated per 100,000 persons. Any rates and change in rates based on small counts (<10) should be interpreted with extreme caution.

**Table A2** Count and rate of recorded offences against the person, Central Police Region and Districts, 2023–24

| Police Region / District                       | Central Region |                | Capricornia District |                | Mackay Whitsunday District |                |
|--|----------------|----------------|----------------------|----------------|----------------------------|----------------|
| Offence  | number         | rate           | number               | rate           | number                     | rate           |
| <b>Homicide (Murder)</b>                       | <b>6</b>       | <b>1.4</b>     | <b>4</b>             | <b>1.6</b>     | <b>2</b>                   | <b>1.0</b>     |
| <b>Other homicide</b>                          | <b>6</b>       | <b>1.4</b>     | <b>3</b>             | <b>1.2</b>     | <b>3</b>                   | <b>1.6</b>     |
| Attempted murder                               | 2              | 0.5            | 2                    | 0.8            | 0                          | 0.0            |
| Conspiracy to murder                           | 0              | 0.0            | 0                    | 0.0            | 0                          | 0.0            |
| Manslaughter (excl. by driving and striking)   | 1              | 0.2            | 1                    | 0.4            | 0                          | 0.0            |
| Manslaughter – unlawful striking causing death | 0              | 0.0            | 0                    | 0.0            | 0                          | 0.0            |
| Driving causing death                          | 3              | 0.7            | 0                    | 0.0            | 3                          | 1.6            |
| <b>Assault</b>                                 | <b>6,418</b>   | <b>1,457.4</b> | <b>4,118</b>         | <b>1,653.8</b> | <b>2,300</b>               | <b>1,201.9</b> |
| Grievous assault                               | 127            | 28.8           | 78                   | 31.3           | 49                         | 25.6           |
| Serious assault <sup>(a)</sup>                 | 2,854          | 648.1          | 1,823                | 732.1          | 1,031                      | 538.7          |
| Serious assault (other) <sup>(b)</sup>         | 712            | 161.7          | 496                  | 199.2          | 216                        | 112.9          |
| Common assault                                 | 2,725          | 618.8          | 1,721                | 691.2          | 1,004                      | 524.6          |
| <b>Sexual offences</b>                         | <b>1,059</b>   | <b>240.5</b>   | <b>698</b>           | <b>280.3</b>   | <b>361</b>                 | <b>188.6</b>   |
| Rape and attempted rape                        | 404            | 91.7           | 251                  | 100.8          | 153                        | 80.0           |
| Other sexual offences                          | 655            | 148.7          | 447                  | 179.5          | 208                        | 108.7          |
| <b>Robbery</b>                                 | <b>244</b>     | <b>55.4</b>    | <b>170</b>           | <b>68.3</b>    | <b>74</b>                  | <b>38.7</b>    |
| Armed robbery                                  | 115            | 26.1           | 85                   | 34.1           | 30                         | 15.7           |
| Unarmed robbery                                | 129            | 29.3           | 85                   | 34.1           | 44                         | 23.0           |
| <b>Other offences against the person</b>       | <b>865</b>     | <b>196.4</b>   | <b>553</b>           | <b>222.1</b>   | <b>312</b>                 | <b>163.0</b>   |
| Kidnapping, abduction etc.                     | 48             | 10.9           | 32                   | 12.9           | 16                         | 8.4            |
| Extortion                                      | 15             | 3.4            | 9                    | 3.6            | 6                          | 3.1            |
| Stalking                                       | 314            | 71.3           | 206                  | 82.7           | 108                        | 56.4           |
| Life endangering acts <sup>(a)</sup>           | 488            | 110.8          | 306                  | 122.9          | 182                        | 95.1           |
| <b>Total</b>                                   | <b>8,598</b>   | <b>1,952.5</b> | <b>5,546</b>         | <b>2,227.3</b> | <b>3,052</b>               | <b>1,594.8</b> |

(a) *Strangulation in a domestic setting* is now classified under 'serious assault', but in previous reports was classified under 'Other offences against the person / life endangering acts'.

(b) Serious assault (other) represents serious assault not resulting in injury.

Note: Rates are calculated per 100,000 persons. Any rates and change in rates based on small counts (<10) should be interpreted with extreme caution.

**Table A3** Count and rate of recorded offences against the person, Far Northern Police Region and District, 2023–24

| Police Region / District                       | Far Northern Region |                | Far North District |                |
|--|---------------------|----------------|--------------------|----------------|
| Offence  | number              | rate           | number             | rate           |
| <b>Homicide (Murder)</b>                       | <b>4</b>            | <b>1.3</b>     | <b>4</b>           | <b>1.3</b>     |
| <b>Other homicide</b>                          | <b>2</b>            | <b>0.7</b>     | <b>2</b>           | <b>0.7</b>     |
| Attempted murder                               | 1                   | 0.3            | 1                  | 0.3            |
| Conspiracy to murder                           | 0                   | 0.0            | 0                  | 0.0            |
| Manslaughter (excl. by driving and striking)   | 0                   | 0.0            | 0                  | 0.0            |
| Manslaughter – unlawful striking causing death | 0                   | 0.0            | 0                  | 0.0            |
| Driving causing death                          | 1                   | 0.3            | 1                  | 0.3            |
| <b>Assault</b>                                 | <b>7,826</b>        | <b>2,596.9</b> | <b>7,826</b>       | <b>2,596.9</b> |
| Grievous assault                               | 138                 | 45.8           | 138                | 45.8           |
| Serious assault <sup>(a)</sup>                 | 3,523               | 1,169.0        | 3,523              | 1,169.0        |
| Serious assault (other) <sup>(b)</sup>         | 1,136               | 377.0          | 1,136              | 377.0          |
| Common assault                                 | 3,029               | 1,005.1        | 3,029              | 1,005.1        |
| <b>Sexual offences</b>                         | <b>936</b>          | <b>310.6</b>   | <b>936</b>         | <b>310.6</b>   |
| Rape and attempted rape                        | 296                 | 98.2           | 296                | 98.2           |
| Other sexual offences                          | 640                 | 212.4          | 640                | 212.4          |
| <b>Robbery</b>                                 | <b>220</b>          | <b>73.0</b>    | <b>220</b>         | <b>73.0</b>    |
| Armed robbery                                  | 78                  | 25.9           | 78                 | 25.9           |
| Unarmed robbery                                | 142                 | 47.1           | 142                | 47.1           |
| <b>Other offences against the person</b>       | <b>824</b>          | <b>273.4</b>   | <b>824</b>         | <b>273.4</b>   |
| Kidnapping, abduction etc.                     | 64                  | 21.2           | 64                 | 21.2           |
| Extortion                                      | 7                   | 2.3            | 7                  | 2.3            |
| Stalking                                       | 211                 | 70.0           | 211                | 70.0           |
| Life endangering acts <sup>(a)</sup>           | 542                 | 179.9          | 542                | 179.9          |
| <b>Total</b>                                   | <b>9,812</b>        | <b>3,255.9</b> | <b>9,812</b>       | <b>3,255.9</b> |

(a) *Strangulation in a domestic setting* is now classified under 'serious assault', but in previous reports was classified under 'Other offences against the person / life endangering acts'.

(b) Serious assault (other) represents serious assault not resulting in injury.

Note: Rates are calculated per 100,000 persons. Any rates and change in rates based on small counts (<10) should be interpreted with extreme caution.

**Table A4** Count and rate of recorded offences against the person, North Coast Police Region and Districts, 2023–24

| Police Region / District                       | North Coast Region |                | Moreton District |                | Sunshine Coast District |              | Wide Bay Burnett District |                |
|--|--------------------|----------------|------------------|----------------|-------------------------|--------------|---------------------------|----------------|
| Offence  | number             | rate           | number           | rate           | number                  | rate         | number                    | rate           |
| <b>Homicide (Murder)</b>                       | <b>18</b>          | <b>1.5</b>     | <b>6</b>         | <b>1.3</b>     | <b>5</b>                | <b>1.2</b>   | <b>7</b>                  | <b>2.4</b>     |
| <b>Other homicide</b>                          | <b>12</b>          | <b>1.0</b>     | <b>4</b>         | <b>0.9</b>     | <b>2</b>                | <b>0.5</b>   | <b>6</b>                  | <b>2.1</b>     |
| Attempted murder                               | 1                  | 0.1            | 1                | 0.2            | 0                       | 0.0          | 0                         | 0.0            |
| Conspiracy to murder                           | 0                  | 0.0            | 0                | 0.0            | 0                       | 0.0          | 0                         | 0.0            |
| Manslaughter (excl. by driving and striking)   | 0                  | 0.0            | 0                | 0.0            | 0                       | 0.0          | 0                         | 0.0            |
| Manslaughter – unlawful striking causing death | 2                  | 0.2            | 0                | 0.0            | 0                       | 0.0          | 2                         | 0.7            |
| Driving causing death                          | 9                  | 0.8            | 3                | 0.7            | 2                       | 0.5          | 4                         | 1.4            |
| <b>Assault</b>                                 | <b>8,829</b>       | <b>749.8</b>   | <b>4,134</b>     | <b>906.5</b>   | <b>2,179</b>            | <b>506.9</b> | <b>2,516</b>              | <b>862.5</b>   |
| Grievous assault                               | 167                | 14.2           | 58               | 12.7           | 45                      | 10.5         | 64                        | 21.9           |
| Serious assault <sup>(a)</sup>                 | 4,144              | 351.9          | 1,886            | 413.6          | 1,047                   | 243.6        | 1,211                     | 415.1          |
| Serious assault (other) <sup>(b)</sup>         | 984                | 83.6           | 444              | 97.4           | 228                     | 53.0         | 312                       | 107.0          |
| Common assault                                 | 3,534              | 300.1          | 1,746            | 382.9          | 859                     | 199.8        | 929                       | 318.5          |
| <b>Sexual offences</b>                         | <b>1,833</b>       | <b>155.7</b>   | <b>791</b>       | <b>173.5</b>   | <b>479</b>              | <b>111.4</b> | <b>563</b>                | <b>193.0</b>   |
| Rape and attempted rape                        | 680                | 57.7           | 310              | 68.0           | 140                     | 32.6         | 230                       | 78.8           |
| Other sexual offences                          | 1,153              | 97.9           | 481              | 105.5          | 339                     | 78.9         | 333                       | 114.2          |
| <b>Robbery</b>                                 | <b>417</b>         | <b>35.4</b>    | <b>222</b>       | <b>48.7</b>    | <b>109</b>              | <b>25.4</b>  | <b>86</b>                 | <b>29.5</b>    |
| Armed robbery                                  | 208                | 17.7           | 118              | 25.9           | 47                      | 10.9         | 43                        | 14.7           |
| Unarmed robbery                                | 209                | 17.7           | 104              | 22.8           | 62                      | 14.4         | 43                        | 14.7           |
| <b>Other offences against the person</b>       | <b>1,626</b>       | <b>138.1</b>   | <b>745</b>       | <b>163.4</b>   | <b>406</b>              | <b>94.5</b>  | <b>475</b>                | <b>162.8</b>   |
| Kidnapping, abduction etc.                     | 84                 | 7.1            | 42               | 9.2            | 18                      | 4.2          | 24                        | 8.2            |
| Extortion                                      | 36                 | 3.1            | 13               | 2.9            | 11                      | 2.6          | 12                        | 4.1            |
| Stalking                                       | 425                | 36.1           | 192              | 42.1           | 112                     | 26.1         | 121                       | 41.5           |
| Life endangering acts <sup>(a)</sup>           | 1,081              | 91.8           | 498              | 109.2          | 265                     | 61.6         | 318                       | 109.0          |
| <b>Total</b>                                   | <b>12,735</b>      | <b>1,081.5</b> | <b>5,902</b>     | <b>1,294.2</b> | <b>3,180</b>            | <b>739.8</b> | <b>3,653</b>              | <b>1,252.3</b> |

(a) *Strangulation in a domestic setting* is now classified under 'serious assault', but in previous reports was classified under 'Other offences against the person / life endangering acts'.

(b) Serious assault (other) represents serious assault not resulting in injury.

Note: Rates are calculated per 100,000 persons. Any rates and change in rates based on small counts (<10) should be interpreted with extreme caution.

**Table A5 Count and rate of recorded offences against the person, Northern Police Region and Districts, 2023–24**

| Police Region / District                       | Northern Region |                | Mount Isa District |                 | Townsville District |                |
|--|-----------------|----------------|--------------------|-----------------|---------------------|----------------|
| Offence  | number          | rate           | number             | rate            | number              | rate           |
| <b>Homicide (Murder)</b>                       | <b>6</b>        | <b>2.2</b>     | <b>4</b>           | <b>13.5</b>     | <b>2</b>            | <b>0.8</b>     |
| <b>Other homicide</b>                          | <b>9</b>        | <b>3.2</b>     | <b>7</b>           | <b>23.7</b>     | <b>2</b>            | <b>0.8</b>     |
| Attempted murder                               | 7               | 2.5            | 7                  | 23.0            | 0                   | 0.0            |
| Conspiracy to murder                           | 0               | 0.0            | 0                  | 0.0             | 0                   | 0.0            |
| Manslaughter (excl. by driving and striking)   | 1               | 0.4            | 0                  | 0.0             | 1                   | 0.4            |
| Manslaughter – unlawful striking causing death | 0               | 0.0            | 0                  | 0.0             | 0                   | 0.0            |
| Driving causing death                          | 1               | 0.4            | 0                  | 0.0             | 1                   | 0.4            |
| <b>Assault</b>                                 | <b>10,067</b>   | <b>3,628.0</b> | <b>3,193</b>       | <b>10,792.8</b> | <b>6,874</b>        | <b>2,773.0</b> |
| Grievous assault                               | 142             | 51.2           | 53                 | 179.1           | 89                  | 35.9           |
| Serious assault <sup>(a)</sup>                 | 4,045           | 1,457.8        | 1,344              | 4,542.9         | 2,701               | 1,089.6        |
| Serious assault (other) <sup>(b)</sup>         | 1,448           | 521.8          | 450                | 1,521.1         | 998                 | 402.6          |
| Common assault                                 | 4,432           | 1,597.2        | 1,346              | 4,549.7         | 3,086               | 1,244.9        |
| <b>Sexual offences</b>                         | <b>1,197</b>    | <b>431.4</b>   | <b>243</b>         | <b>821.4</b>    | <b>954</b>          | <b>384.8</b>   |
| Rape and attempted rape                        | 371             | 133.7          | 69                 | 233.2           | 302                 | 121.8          |
| Other sexual offences                          | 826             | 297.7          | 174                | 588.1           | 652                 | 263.0          |
| <b>Robbery</b>                                 | <b>299</b>      | <b>107.8</b>   | <b>17</b>          | <b>57.5</b>     | <b>282</b>          | <b>113.8</b>   |
| Armed robbery                                  | 187             | 67.4           | 10                 | 33.8            | 177                 | 71.4           |
| Unarmed robbery                                | 112             | 40.4           | 7                  | 23.7            | 105                 | 42.4           |
| <b>Other offences against the person</b>       | <b>947</b>      | <b>341.3</b>   | <b>311</b>         | <b>1,051.2</b>  | <b>636</b>          | <b>256.6</b>   |
| Kidnapping, abduction etc.                     | 59              | 21.3           | 23                 | 77.7            | 36                  | 14.5           |
| Extortion                                      | 7               | 2.5            | 2                  | 6.8             | 5                   | 2.0            |
| Stalking                                       | 216             | 77.8           | 44                 | 148.7           | 172                 | 69.4           |
| Life endangering acts <sup>(a)</sup>           | 665             | 239.7          | 242                | 818.0           | 423                 | 170.6          |
| <b>Total</b>                                   | <b>12,525</b>   | <b>4,513.9</b> | <b>3,775</b>       | <b>12,760.0</b> | <b>8,750</b>        | <b>3,529.7</b> |

(a) *Strangulation in a domestic setting* is now classified under 'serious assault', but in previous reports was classified under 'Other offences against the person / life endangering acts'.

(b) Serious assault (other) represents serious assault not resulting in injury.

Note: Rates are calculated per 100,000 persons. Any rates and change in rates based on small counts (<10) should be interpreted with extreme caution.

**Table A6** Count and rate of recorded offences against the person, South Eastern Police Region and Districts, 2023–24

| Police Region / District                       | South Eastern Region |                | Gold Coast District |                | Logan District |                |
|--|----------------------|----------------|---------------------|----------------|----------------|----------------|
|  | number               | rate           | number              | rate           | number         | rate           |
| <b>Homicide (Murder)</b>                       | <b>7</b>             | <b>0.6</b>     | <b>6</b>            | <b>0.9</b>     | <b>1</b>       | <b>0.2</b>     |
| <b>Other homicide</b>                          | <b>11</b>            | <b>1.0</b>     | <b>6</b>            | <b>0.9</b>     | <b>5</b>       | <b>1.2</b>     |
| Attempted murder                               | 6                    | 0.5            | 2                   | 0.3            | 4              | 1.0            |
| Conspiracy to murder                           | 0                    | 0.0            | 0                   | 0.0            | 0              | 0.0            |
| Manslaughter (excl. by driving and striking)   | 2                    | 0.2            | 2                   | 0.3            | 0              | 0.0            |
| Manslaughter – unlawful striking causing death | 0                    | 0.0            | 0                   | 0.0            | 0              | 0.0            |
| Driving causing death                          | 3                    | 0.3            | 2                   | 0.3            | 1              | 0.2            |
| <b>Assault</b>                                 | <b>11,713</b>        | <b>1,071.4</b> | <b>5,817</b>        | <b>861.8</b>   | <b>5,896</b>   | <b>1,409.6</b> |
| Grievous assault                               | 195                  | 17.8           | 115                 | 17.0           | 80             | 19.1           |
| Serious assault <sup>(a)</sup>                 | 5,404                | 494.3          | 2,696               | 399.4          | 2,708          | 647.4          |
| Serious assault (other) <sup>(b)</sup>         | 1,233                | 112.8          | 660                 | 97.8           | 573            | 137.0          |
| Common assault                                 | 4,881                | 446.5          | 2,346               | 347.6          | 2,535          | 606.1          |
| <b>Sexual offences</b>                         | <b>1,905</b>         | <b>174.3</b>   | <b>969</b>          | <b>143.6</b>   | <b>936</b>     | <b>223.8</b>   |
| Rape and attempted rape                        | 738                  | 67.5           | 380                 | 56.3           | 358            | 85.6           |
| Other sexual offences                          | 1,167                | 106.7          | 589                 | 87.3           | 578            | 138.2          |
| <b>Robbery</b>                                 | <b>642</b>           | <b>58.7</b>    | <b>308</b>          | <b>45.6</b>    | <b>334</b>     | <b>79.9</b>    |
| Armed robbery                                  | 329                  | 30.1           | 132                 | 19.6           | 197            | 47.1           |
| Unarmed robbery                                | 313                  | 28.6           | 176                 | 26.1           | 137            | 32.8           |
| <b>Other offences against the person</b>       | <b>2,167</b>         | <b>198.2</b>   | <b>1,237</b>        | <b>183.3</b>   | <b>930</b>     | <b>222.3</b>   |
| Kidnapping, abduction etc.                     | 132                  | 12.1           | 65                  | 9.6            | 67             | 16.0           |
| Extortion                                      | 32                   | 2.9            | 17                  | 2.5            | 15             | 3.6            |
| Stalking                                       | 527                  | 48.2           | 312                 | 46.2           | 215            | 51.4           |
| Life endangering acts <sup>(a)</sup>           | 1,476                | 135.0          | 843                 | 124.9          | 633            | 151.3          |
| <b>Total</b>                                   | <b>16,445</b>        | <b>1,504.2</b> | <b>8,343</b>        | <b>1,236.0</b> | <b>8,102</b>   | <b>1,937.1</b> |

(a) *Strangulation in a domestic setting* is now classified under 'serious assault', but in previous reports was classified under 'Other offences against the person / life endangering acts'.

(b) Serious assault (other) represents serious assault not resulting in injury.

Note: Rates are calculated per 100,000 persons. Any rates and change in rates based on small counts (<10) should be interpreted with extreme caution.

**Table A7** Count and rate of recorded offences against the person, Southern Police Region and Districts, 2023–24

| Police Region / District                       | Southern Region |                | Darling Downs District |                | Ipswich District |                | South West District |                |
|--|-----------------|----------------|------------------------|----------------|------------------|----------------|---------------------|----------------|
| Offence  | number          | rate           | number                 | rate           | number           | rate           | number              | rate           |
| <b>Homicide (Murder)</b>                       | <b>3</b>        | <b>0.4</b>     | <b>1</b>               | <b>0.3</b>     | <b>2</b>         | <b>0.7</b>     | <b>0</b>            | <b>0.0</b>     |
| Other homicide                                 | 19              | 2.8            | 8                      | 2.6            | 3                | 1.0            | 8                   | 13.1           |
| Attempted murder                               | 9               | 1.3            | 3                      | 1.0            | 1                | 0.3            | 5                   | 8.2            |
| Conspiracy to murder                           | 1               | 0.1            | 0                      | 0.0            | 0                | 0.0            | 1                   | 1.6            |
| Manslaughter (excl. by driving and striking)   | 1               | 0.1            | 1                      | 0.3            | 0                | 0.0            | 0                   | 0.0            |
| Manslaughter – unlawful striking causing death | 3               | 0.4            | 1                      | 0.3            | 0                | 0.0            | 2                   | 3.3            |
| Driving causing death                          | 5               | 0.7            | 3                      | 1.0            | 2                | 0.7            | 0                   | 0.0            |
| <b>Assault</b>                                 | <b>8,269</b>    | <b>1,236.7</b> | <b>3,129</b>           | <b>1,005.3</b> | <b>4,261</b>     | <b>1,438.5</b> | <b>879</b>          | <b>1,437.3</b> |
| Grievous assault                               | 134             | 20.0           | 45                     | 14.5           | 76               | 25.7           | 13                  | 21.3           |
| Serious assault <sup>(a)</sup>                 | 3,648           | 545.6          | 1,470                  | 472.3          | 1,715            | 579.0          | 463                 | 757.1          |
| Serious assault (other) <sup>(b)</sup>         | 847             | 126.7          | 331                    | 106.3          | 428              | 144.5          | 88                  | 143.9          |
| Common assault                                 | 3,640           | 544.4          | 1,283                  | 412.2          | 2,042            | 689.4          | 315                 | 515.1          |
| <b>Sexual offences</b>                         | <b>1,571</b>    | <b>235.0</b>   | <b>635</b>             | <b>204.0</b>   | <b>685</b>       | <b>231.3</b>   | <b>251</b>          | <b>410.4</b>   |
| Rape and attempted rape                        | 600             | 89.7           | 242                    | 77.7           | 275              | 92.8           | 83                  | 135.7          |
| Other sexual offences                          | 971             | 145.2          | 393                    | 126.3          | 410              | 138.4          | 168                 | 274.7          |
| <b>Robbery</b>                                 | <b>346</b>      | <b>51.7</b>    | <b>158</b>             | <b>50.8</b>    | <b>167</b>       | <b>56.4</b>    | <b>21</b>           | <b>34.3</b>    |
| Armed robbery                                  | 194             | 29.0           | 95                     | 30.5           | 87               | 29.4           | 12                  | 19.6           |
| Unarmed robbery                                | 152             | 22.7           | 63                     | 20.2           | 80               | 27.0           | 9                   | 14.7           |
| <b>Other offences against the person</b>       | <b>1,366</b>    | <b>204.3</b>   | <b>591</b>             | <b>189.9</b>   | <b>631</b>       | <b>213.0</b>   | <b>144</b>          | <b>235.5</b>   |
| Kidnapping, abduction etc.                     | 76              | 11.4           | 29                     | 9.3            | 38               | 12.8           | 9                   | 14.7           |
| Extortion                                      | 17              | 2.5            | 3                      | 1.0            | 14               | 4.7            | 0                   | 0.0            |
| Stalking                                       | 409             | 61.2           | 179                    | 57.5           | 193              | 65.2           | 37                  | 60.5           |
| Life endangering acts <sup>(a)</sup>           | 864             | 129.2          | 380                    | 122.1          | 386              | 130.3          | 98                  | 160.2          |
| <b>Total</b>                                   | <b>11,574</b>   | <b>1,731.0</b> | <b>4,522</b>           | <b>1,452.8</b> | <b>5,749</b>     | <b>1,940.9</b> | <b>1,303</b>        | <b>2,130.5</b> |

(a) *Strangulation in a domestic setting* is now classified under 'serious assault', but in previous reports was classified under 'Other offences against the person / life endangering acts'.

(b) Serious assault (other) represents serious assault not resulting in injury.

Note: Rates are calculated per 100,000 persons. Any rates and change in rates based on small counts (<10) should be interpreted with extreme caution.

### 3.1.2. Offences against property

**Table A8** Count and rate of recorded offences against property, Brisbane Police Region and Districts, 2023–24

| Police Region / District                  | Brisbane Region |                | North Brisbane District |                | South Brisbane District |                |
|---|-----------------|----------------|-------------------------|----------------|-------------------------|----------------|
| Offence                                   | number          | rate           | number                  | rate           | number                  | rate           |
| <b>Unlawful entry</b>                     | <b>13,397</b>   | <b>852.5</b>   | <b>5,565</b>            | <b>821.7</b>   | <b>7,832</b>            | <b>875.8</b>   |
| Unlawful entry with intent – dwelling     | 7,503           | 477.4          | 2,885                   | 426.0          | 4,618                   | 516.4          |
| <i>Without violence</i>                   | 7,311           | 465.2          | 2,818                   | 416.1          | 4,493                   | 502.4          |
| <i>With violence</i>                      | 192             | 12.2           | 67                      | 9.9            | 125                     | 14.0           |
| Unlawful entry with intent – shop         | 1,028           | 65.4           | 406                     | 59.9           | 622                     | 69.6           |
| Unlawful entry with intent – other        | 4,866           | 309.6          | 2,274                   | 335.8          | 2,592                   | 289.9          |
| <b>Arson</b>                              | <b>199</b>      | <b>12.7</b>    | <b>61</b>               | <b>9.0</b>     | <b>138</b>              | <b>15.4</b>    |
| <b>Other property damage</b>              | <b>7,898</b>    | <b>502.6</b>   | <b>3,487</b>            | <b>514.9</b>   | <b>4,411</b>            | <b>493.3</b>   |
| <b>Unlawful use of motor vehicle</b>      | <b>5,235</b>    | <b>333.1</b>   | <b>2,283</b>            | <b>337.1</b>   | <b>2,952</b>            | <b>330.1</b>   |
| <b>Other theft (excl. unlawful entry)</b> | <b>44,949</b>   | <b>2,860.3</b> | <b>20,806</b>           | <b>3,072.1</b> | <b>24,143</b>           | <b>2,699.9</b> |
| Stealing from dwellings                   | 1,833           | 116.6          | 813                     | 120.0          | 1,020                   | 114.1          |
| Shop stealing                             | 14,507          | 923.1          | 7,821                   | 1,154.8        | 6,686                   | 747.7          |
| Vehicles (steal from/enter with intent)   | 9,462           | 602.1          | 3,738                   | 551.9          | 5,724                   | 640.1          |
| Other stealing                            | 19,147          | 1,218.4        | 8,434                   | 1,245.3        | 10,713                  | 1,198.0        |
| <b>Fraud</b>                              | <b>7,709</b>    | <b>490.6</b>   | <b>3,738</b>            | <b>551.9</b>   | <b>3,971</b>            | <b>444.1</b>   |
| Fraud by computer                         | 303             | 19.3           | 137                     | 20.2           | 166                     | 18.6           |
| Fraud by cheque                           | 16              | 1.0            | 13                      | 1.9            | 3                       | 0.3            |
| Fraud by credit card                      | 2,912           | 185.3          | 1,387                   | 204.8          | 1,525                   | 170.5          |
| Identity fraud                            | 465             | 29.6           | 237                     | 35.0           | 228                     | 25.5           |
| Other fraud                               | 4,013           | 255.4          | 1,964                   | 290.0          | 2,049                   | 229.1          |
| <b>Handling stolen goods</b>              | <b>1,958</b>    | <b>124.6</b>   | <b>1,175</b>            | <b>173.5</b>   | <b>783</b>              | <b>87.6</b>    |
| Possess property suspected stolen         | 838             | 53.3           | 533                     | 78.7           | 305                     | 34.1           |
| Receiving stolen property                 | 67              | 4.3            | 46                      | 6.8            | 21                      | 2.3            |
| Possess etc. tainted property             | 1,044           | 66.4           | 591                     | 87.3           | 453                     | 50.7           |
| Other handling stolen goods               | 9               | 0.6            | 5                       | 0.7            | 4                       | 0.4            |
| <b>Total</b>                              | <b>81,345</b>   | <b>5,176.3</b> | <b>37,115</b>           | <b>5,480.1</b> | <b>44,230</b>           | <b>4,946.1</b> |

Note: Rates are calculated per 100,000 persons. Any rates and change in rates based on small counts (<10) should be interpreted with extreme caution.

**Table A9 Count and rate of recorded offences against property, Central Police Region and Districts, 2023–24**

| Police Region / District                  | Central Region |                | Capricornia District |                | Mackay Whitsunday District |                |
|---|----------------|----------------|----------------------|----------------|----------------------------|----------------|
| Offence                                   | number         | rate           | number               | rate           | number                     | rate           |
| <b>Unlawful entry</b>                     | <b>3,794</b>   | <b>861.6</b>   | <b>2,291</b>         | <b>920.1</b>   | <b>1,503</b>               | <b>785.4</b>   |
| Unlawful entry with intent – dwelling     | 2,119          | 481.2          | 1,321                | 530.5          | 798                        | 417.0          |
| <i>Without violence</i>                   | 2,026          | 460.1          | 1,260                | 506.0          | 766                        | 400.3          |
| <i>With violence</i>                      | 93             | 21.1           | 61                   | 24.5           | 32                         | 16.7           |
| Unlawful entry with intent – shop         | 256            | 58.1           | 147                  | 59.0           | 109                        | 57.0           |
| Unlawful entry with intent – other        | 1,419          | 322.2          | 823                  | 330.5          | 596                        | 311.4          |
| <b>Arson</b>                              | <b>226</b>     | <b>51.3</b>    | <b>139</b>           | <b>55.8</b>    | <b>87</b>                  | <b>45.5</b>    |
| <b>Other property damage</b>              | <b>4,357</b>   | <b>989.4</b>   | <b>2,674</b>         | <b>1,073.9</b> | <b>1,683</b>               | <b>879.5</b>   |
| <b>Unlawful use of motor vehicle</b>      | <b>1,653</b>   | <b>375.4</b>   | <b>916</b>           | <b>367.9</b>   | <b>737</b>                 | <b>385.1</b>   |
| <b>Other theft (excl. unlawful entry)</b> | <b>10,194</b>  | <b>2,314.9</b> | <b>5,626</b>         | <b>2,259.5</b> | <b>4,568</b>               | <b>2,387.0</b> |
| Stealing from dwellings                   | 740            | 168.0          | 455                  | 182.7          | 285                        | 148.9          |
| Shop stealing                             | 2,333          | 529.8          | 1,718                | 690.0          | 615                        | 321.4          |
| Vehicles (steal from/enter with intent)   | 2,436          | 553.2          | 1,159                | 465.5          | 1,277                      | 667.3          |
| Other stealing                            | 4,685          | 1,063.9        | 2,294                | 921.3          | 2,391                      | 1,249.4        |
| <b>Fraud</b>                              | <b>1,675</b>   | <b>380.4</b>   | <b>1,053</b>         | <b>422.9</b>   | <b>622</b>                 | <b>325.0</b>   |
| Fraud by computer                         | 83             | 18.8           | 49                   | 19.7           | 34                         | 17.8           |
| Fraud by cheque                           | 0              | 0.0            | 0                    | 0.0            | 0                          | 0.0            |
| Fraud by credit card                      | 653            | 148.3          | 424                  | 170.3          | 229                        | 119.7          |
| Identity fraud                            | 67             | 15.2           | 38                   | 15.3           | 29                         | 15.2           |
| Other fraud                               | 872            | 198.0          | 542                  | 217.7          | 330                        | 172.4          |
| <b>Handling stolen goods</b>              | <b>501</b>     | <b>113.8</b>   | <b>309</b>           | <b>124.1</b>   | <b>192</b>                 | <b>100.3</b>   |
| Possess property suspected stolen         | 231            | 52.5           | 151                  | 60.6           | 80                         | 41.8           |
| Receiving stolen property                 | 20             | 4.5            | 10                   | 4.0            | 10                         | 5.2            |
| Possess etc. tainted property             | 247            | 56.1           | 147                  | 59.0           | 100                        | 52.3           |
| Other handling stolen goods               | 3              | 0.7            | 1                    | 0.4            | 2                          | 1.0            |
| <b>Total</b>                              | <b>22,400</b>  | <b>5,086.7</b> | <b>13,008</b>        | <b>5,224.1</b> | <b>9,392</b>               | <b>4,907.8</b> |

Note: Rates are calculated per 100,000 persons. Any rates and change in rates based on small counts (<10) should be interpreted with extreme caution.

**Table A10** Count and rate of recorded offences against property, Far Northern Police Region and District, 2023–24

| Police Region / District                  | Far Northern Region |                | Far North District |                |
|---|---------------------|----------------|--------------------|----------------|
|   | number              | rate           | number             | rate           |
| <b>Unlawful entry</b>                     | <b>4,733</b>        | <b>1,570.5</b> | <b>4,733</b>       | <b>1,570.5</b> |
| Unlawful entry with intent – dwelling     | 3,190               | 1,058.5        | 3,190              | 1,058.5        |
| <i>Without violence</i>                   | 3,106               | 1,030.7        | 3,106              | 1,030.7        |
| <i>With violence</i>                      | 84                  | 27.9           | 84                 | 27.9           |
| Unlawful entry with intent – shop         | 295                 | 97.9           | 295                | 97.9           |
| Unlawful entry with intent – other        | 1,248               | 414.1          | 1,248              | 414.1          |
| <b>Arson</b>                              | <b>97</b>           | <b>32.2</b>    | <b>97</b>          | <b>32.2</b>    |
| <b>Other property damage</b>              | <b>4,126</b>        | <b>1,369.1</b> | <b>4,126</b>       | <b>1,369.1</b> |
| <b>Unlawful use of motor vehicle</b>      | <b>1,353</b>        | <b>449.0</b>   | <b>1,353</b>       | <b>449.0</b>   |
| <b>Other theft (excl. unlawful entry)</b> | <b>8,411</b>        | <b>2,791.0</b> | <b>8,411</b>       | <b>2,791.0</b> |
| Stealing from dwellings                   | 593                 | 196.8          | 593                | 196.8          |
| Shop stealing                             | 2,646               | 878.0          | 2,646              | 878.0          |
| Vehicles (steal from/enter with intent)   | 1,287               | 427.1          | 1,287              | 427.1          |
| Other stealing                            | 3,885               | 1,289.2        | 3,885              | 1,289.2        |
| <b>Fraud</b>                              | <b>1,332</b>        | <b>442.0</b>   | <b>1,332</b>       | <b>442.0</b>   |
| Fraud by computer                         | 70                  | 23.2           | 70                 | 23.2           |
| Fraud by cheque                           | 1                   | 0.3            | 1                  | 0.3            |
| Fraud by credit card                      | 645                 | 214.0          | 645                | 214.0          |
| Identity fraud                            | 47                  | 15.6           | 47                 | 15.6           |
| Other fraud                               | 569                 | 188.8          | 569                | 188.8          |
| <b>Handling stolen goods</b>              | <b>345</b>          | <b>114.5</b>   | <b>345</b>         | <b>114.5</b>   |
| Possess property suspected stolen         | 213                 | 70.7           | 213                | 70.7           |
| Receiving stolen property                 | 18                  | 6.0            | 18                 | 6.0            |
| Possess etc. tainted property             | 114                 | 37.8           | 114                | 37.8           |
| Other handling stolen goods               | 0                   | 0.0            | 0                  | 0.0            |
| <b>Total</b>                              | <b>20,397</b>       | <b>6,768.3</b> | <b>20,397</b>      | <b>6,768.3</b> |

Note: Rates are calculated per 100,000 persons. Any rates and change in rates based on small counts (<10) should be interpreted with extreme caution.

**Table A11** Count and rate of recorded offences against property, North Coast Police Region and Districts, 2023–24

| Police Region / District                  | North Coast Region |                | Moreton District |                 | Sunshine Coast District |                 | Wide Bay Burnett District |                 |
|---|--------------------|----------------|------------------|-----------------|-------------------------|-----------------|---------------------------|-----------------|
| Offence                                   | number             | rate           | number           | rate            | number                  | rate            | number                    | rate            |
| <b>Unlawful entry</b>                     | <b>6,179</b>       | <b>524.7</b>   | <b>2,398</b>     | <b>525.9</b>    | <b>1,551</b>            | <b>360.8</b>    | <b>2,230</b>              | <b>764.5</b>    |
| Unlawful entry with intent – dwelling     | 3,215              | 273.0          | 1,292            | 283.3           | 851                     | 198.0           | 1,072                     | 367.5           |
| <i>Without violence</i>                   | 3,091              | 262.5          | 1,239            | 271.7           | 825                     | 191.9           | 1,027                     | 352.1           |
| <i>With violence</i>                      | 124                | 10.5           | 53               | 11.6            | 26                      | 6.0             | 45                        | 15.4            |
| Unlawful entry with intent – shop         | 532                | 45.2           | 237              | 52.0            | 125                     | 29.1            | 170                       | 58.3            |
| Unlawful entry with intent – other        | 2,432              | 206.5          | 869              | 190.6           | 575                     | 133.8           | 988                       | 338.7           |
| <b>Arson</b>                              | <b>344</b>         | <b>29.2</b>    | <b>126</b>       | <b>27.6</b>     | <b>68</b>               | <b>15.8</b>     | <b>150</b>                | <b>51.4</b>     |
| <b>Other property damage</b>              | <b>7,494</b>       | <b>636.4</b>   | <b>3,224</b>     | <b>707.0</b>    | <b>2,102</b>            | <b>489.0</b>    | <b>2,168</b>              | <b>743.2</b>    |
| <b>Unlawful use of motor vehicle</b>      | <b>2,876</b>       | <b>244.2</b>   | <b>1,174</b>     | <b>257.4</b>    | <b>871</b>              | <b>202.6</b>    | <b>831</b>                | <b>284.9</b>    |
| <b>Other theft (excl. unlawful entry)</b> | <b>24,740</b>      | <b>2,100.9</b> | <b>10,674</b>    | <b>2,340.7</b>  | <b>7,682</b>            | <b>1,787.1</b>  | <b>6,384</b>              | <b>2,188.5</b>  |
| Stealing from dwellings                   | 1,404              | 119.2          | 561              | 123.0           | 387                     | 90.0            | 456                       | 156.3           |
| Shop stealing                             | 5,291              | 449.3          | 2,469            | 541.4           | 1,521                   | 353.8           | 1,301                     | 446.0           |
| Vehicles (steal from/enter with intent)   | 5,040              | 428.0          | 2,263            | 496.2           | 1,488                   | 346.2           | 1,289                     | 441.9           |
| Other stealing                            | 13,005             | 1,104.4        | 5,381            | 1,180.0         | 4,286                   | 997.1           | 3,338                     | 1,144.3         |
| <b>Fraud</b>                              | <b>4,312</b>       | <b>366.2</b>   | <b>1,871</b>     | <b>410.3</b>    | <b>1,218</b>            | <b>283.4</b>    | <b>1,223</b>              | <b>419.3</b>    |
| Fraud by computer                         | 240                | 20.4           | 83               | 18.2            | 109                     | 25.4            | 48                        | 16.5            |
| Fraud by cheque                           | 38                 | 3.2            | 2                | 0.4             | 1                       | 0.2             | 35                        | 12.0            |
| Fraud by credit card                      | 1,324              | 112.4          | 497              | 109             | 390                     | 90.7            | 437                       | 149.8           |
| Identity fraud                            | 212                | 18.0           | 104              | 22.8            | 65                      | 15.1            | 43                        | 14.7            |
| Other fraud                               | 2,498              | 212.1          | 1,185            | 259.9           | 653                     | 151.9           | 660                       | 226.3           |
| <b>Handling stolen goods</b>              | <b>996</b>         | <b>84.6</b>    | <b>294</b>       | <b>64.5</b>     | <b>265</b>              | <b>61.6</b>     | <b>437</b>                | <b>149.8</b>    |
| Possess property suspected stolen         | 471                | 40.0           | 153              | 33.6            | 128                     | 29.8            | 190                       | 65.1            |
| Receiving stolen property                 | 107                | 9.1            | 8                | 1.8             | 7                       | 1.6             | 92                        | 31.5            |
| Possess etc. tainted property             | 416                | 35.3           | 133              | 29.2            | 130                     | 30.2            | 153                       | 52.5            |
| Other handling stolen goods               | 2                  | 0.2            | 0                | 0.0             | 0                       | 0.0             | 2                         | 0.7             |
| <b>Total</b>                              | <b>46,941</b>      | <b>3,986.2</b> | <b>19,761</b>    | <b>4,333.40</b> | <b>13,757</b>           | <b>3,200.40</b> | <b>13,423</b>             | <b>4,601.60</b> |

Note: Rates are calculated per 100,000 persons. Any rates and change in rates based on small counts (<10) should be interpreted with extreme caution.

**Table A12 Count and rate of recorded offences against property, Northern Police Region and Districts, 2023–24**

| Police Region / District                  | Northern Region |                | Mount Isa District |                 | Townsville District |                |
|---|-----------------|----------------|--------------------|-----------------|---------------------|----------------|
|   | number          | rate           | number             | rate            | number              | rate           |
| <b>Unlawful entry</b>                     | <b>5,633</b>    | <b>2,030.1</b> | <b>1,012</b>       | <b>3,420.7</b>  | <b>4,621</b>        | <b>1,864.1</b> |
| Unlawful entry with intent – dwelling     | 1               | 0.4            | 735                | 2,484.4         | 1                   | 0.4            |
| <i>Without violence</i>                   | 4,113           | 1,482.3        | 698                | 2,359.3         | 3,415               | 1,377.6        |
| <i>With violence</i>                      | 124             | 44.7           | 37                 | 125.1           | 87                  | 35.1           |
| Unlawful entry with intent – shop         | 269             | 96.9           | 37                 | 125.1           | 232                 | 93.6           |
| Unlawful entry with intent – other        | 1,126           | 405.8          | 240                | 811.2           | 886                 | 357.4          |
| <b>Arson</b>                              | <b>215</b>      | <b>77.5</b>    | <b>39</b>          | <b>131.8</b>    | <b>176</b>          | <b>71.0</b>    |
| <b>Other property damage</b>              | <b>4,876</b>    | <b>1,757.3</b> | <b>1,162</b>       | <b>3,927.7</b>  | <b>3,714</b>        | <b>1,498.2</b> |
| <b>Unlawful use of motor vehicle</b>      | <b>2,032</b>    | <b>732.3</b>   | <b>262</b>         | <b>885.6</b>    | <b>1,770</b>        | <b>714.0</b>   |
| <b>Other theft (excl. unlawful entry)</b> | <b>8,945</b>    | <b>3,223.7</b> | <b>1,008</b>       | <b>3,407.2</b>  | <b>7,937</b>        | <b>3,201.8</b> |
| Stealing from dwellings                   | 675             | 243.3          | 113                | 382.0           | 562                 | 226.7          |
| Shop stealing                             | 2,214           | 797.9          | 273                | 922.8           | 1,941               | 783.0          |
| Vehicles (steal from/enter with intent)   | 2,010           | 724.4          | 247                | 834.9           | 1,763               | 711.2          |
| Other stealing                            | 4,046           | 1,458.1        | 375                | 1,267.6         | 3,671               | 1,480.9        |
| <b>Fraud</b>                              | <b>1,023</b>    | <b>368.7</b>   | <b>150</b>         | <b>507.0</b>    | <b>873</b>          | <b>352.2</b>   |
| Fraud by computer                         | 54              | 19.5           | 4                  | 13.5            | 50                  | 20.2           |
| Fraud by cheque                           | 0               | 0.0            | 0                  | 0.0             | 0                   | 0.0            |
| Fraud by credit card                      | 456             | 164.3          | 89                 | 300.8           | 367                 | 148.0          |
| Identity fraud                            | 46              | 16.6           | 6                  | 20.3            | 40                  | 16.1           |
| Other fraud                               | 467             | 168.3          | 51                 | 172.4           | 416                 | 167.8          |
| <b>Handling stolen goods</b>              | <b>313</b>      | <b>112.8</b>   | <b>59</b>          | <b>199.4</b>    | <b>254</b>          | <b>102.5</b>   |
| Possess property suspected stolen         | 93              | 33.5           | 18                 | 60.8            | 75                  | 30.3           |
| Receiving stolen property                 | 12              | 4.3            | 2                  | 6.8             | 10                  | 4.0            |
| Possess etc. tainted property             | 207             | 74.6           | 38                 | 128.4           | 169                 | 68.2           |
| Other handling stolen goods               | 1               | 0.4            | 1                  | 3.4             | 0                   | 0.0            |
| <b>Total</b>                              | <b>23,037</b>   | <b>8,302.3</b> | <b>3,692</b>       | <b>12,479.5</b> | <b>19,345</b>       | <b>7,803.7</b> |

Note: Rates are calculated per 100,000 persons. Any rates and change in rates based on small counts (<10) should be interpreted with extreme caution.

**Table A13 Count and rate of recorded offences against property, South Eastern Police Region and Districts, 2023–24**

| Police Region / District                  | South Eastern Region |                | Gold Coast District |                | Logan District |                |
|---|----------------------|----------------|---------------------|----------------|----------------|----------------|
|   | number               | rate           | number              | rate           | number         | rate           |
| <b>Unlawful entry</b>                     | <b>8,341</b>         | <b>763.0</b>   | <b>4,517</b>        | <b>669.2</b>   | <b>3,824</b>   | <b>914.3</b>   |
| Unlawful entry with intent – dwelling     | 4,468                | 408.7          | 2,458               | 364.2          | 2,010          | 480.6          |
| <i>Without violence</i>                   | 4,301                | 393.4          | 2,384               | 353.2          | 1,917          | 458.3          |
| <i>With violence</i>                      | 167                  | 15.3           | 74                  | 11.0           | 93             | 22.2           |
| Unlawful entry with intent – shop         | 849                  | 77.7           | 375                 | 55.6           | 474            | 113.3          |
| Unlawful entry with intent – other        | 3,024                | 276.6          | 1,684               | 249.5          | 1,340          | 320.4          |
| <b>Arson</b>                              | <b>317</b>           | <b>29.0</b>    | <b>123</b>          | <b>18.2</b>    | <b>194</b>     | <b>46.4</b>    |
| <b>Other property damage</b>              | <b>8,439</b>         | <b>771.9</b>   | <b>4,256</b>        | <b>630.5</b>   | <b>4,183</b>   | <b>1,000.1</b> |
| <b>Unlawful use of motor vehicle</b>      | <b>4,824</b>         | <b>441.3</b>   | <b>2,880</b>        | <b>426.7</b>   | <b>1,944</b>   | <b>464.8</b>   |
| <b>Other theft (excl. unlawful entry)</b> | <b>35,557</b>        | <b>3,252.4</b> | <b>20,357</b>       | <b>3,015.9</b> | <b>15,200</b>  | <b>3,634.1</b> |
| Stealing from dwellings                   | 1,449                | 132.5          | 775                 | 114.8          | 674            | 161.1          |
| Shop stealing                             | 7,143                | 653.4          | 4,013               | 594.5          | 3,130          | 748.3          |
| Vehicles (steal from/enter with intent)   | 8,314                | 760.5          | 4,589               | 679.9          | 3,725          | 890.6          |
| Other stealing                            | 18,651               | 1,706.0        | 10,980              | 1,626.7        | 7,671          | 1,834.0        |
| <b>Fraud</b>                              | <b>5,339</b>         | <b>488.4</b>   | <b>3,091</b>        | <b>457.9</b>   | <b>2,248</b>   | <b>537.5</b>   |
| Fraud by computer                         | 255                  | 23.3           | 167                 | 24.7           | 88             | 21.0           |
| Fraud by cheque                           | 13                   | 1.2            | 7                   | 1.0            | 6              | 1.4            |
| Fraud by credit card                      | 1,713                | 156.7          | 969                 | 143.6          | 744            | 177.9          |
| Identity fraud                            | 298                  | 27.3           | 206                 | 30.5           | 92             | 22.0           |
| Other fraud                               | 3,060                | 279.9          | 1,742               | 258.1          | 1,318          | 315.1          |
| <b>Handling stolen goods</b>              | <b>1,496</b>         | <b>136.8</b>   | <b>1,095</b>        | <b>162.2</b>   | <b>401</b>     | <b>95.9</b>    |
| Possess property suspected stolen         | 714                  | 65.3           | 562                 | 83.3           | 152            | 36.3           |
| Receiving stolen property                 | 85                   | 7.8            | 55                  | 8.1            | 30             | 7.2            |
| Possess etc. tainted property             | 640                  | 58.5           | 426                 | 63.1           | 214            | 51.2           |
| Other handling stolen goods               | 57                   | 5.2            | 52                  | 7.7            | 5              | 1.2            |
| <b>Total</b>                              | <b>64,313</b>        | <b>5,882.7</b> | <b>36,319</b>       | <b>5,380.7</b> | <b>27,994</b>  | <b>6,692.9</b> |

Note: Rates are calculated per 100,000 persons. Any rates and change in rates based on small counts (<10) should be interpreted with extreme caution.

**Table A14** Count and rate of recorded offences against property, Southern Police Region and Districts, 2023–24

| Police Region / District                  | Southern Region |                | Darling Downs District |                | Ipswich District |                | South West District |                |
|---|-----------------|----------------|------------------------|----------------|------------------|----------------|---------------------|----------------|
| Offence                                   | number          | rate           | number                 | rate           | number           | rate           | number              | rate           |
| <b>Unlawful entry</b>                     | <b>4,920</b>    | <b>735.8</b>   | <b>2,575</b>           | <b>827.3</b>   | <b>1,661</b>     | <b>560.8</b>   | <b>684</b>          | <b>1,118.4</b> |
| Unlawful entry with intent – dwelling     | 2,785           | 416.5          | 1,579                  | 507.3          | 903              | 304.9          | 303                 | 495.4          |
| <i>Without violence</i>                   | 2,617           | 391.4          | 1,491                  | 479.0          | 850              | 287.0          | 276                 | 451.3          |
| <i>With violence</i>                      | 168             | 25.1           | 88                     | 28.3           | 53               | 17.9           | 27                  | 44.1           |
| Unlawful entry with intent – shop         | 354             | 52.9           | 163                    | 52.4           | 142              | 47.9           | 49                  | 80.1           |
| Unlawful entry with intent – other        | 1,781           | 266.4          | 833                    | 267.6          | 616              | 208.0          | 332                 | 542.9          |
| <b>Arson</b>                              | <b>270</b>      | <b>40.4</b>    | <b>112</b>             | <b>36.0</b>    | <b>98</b>        | <b>33.1</b>    | <b>60</b>           | <b>98.1</b>    |
| <b>Other property damage</b>              | <b>5,800</b>    | <b>867.5</b>   | <b>2,443</b>           | <b>784.9</b>   | <b>2,680</b>     | <b>904.8</b>   | <b>677</b>          | <b>1,107.0</b> |
| <b>Unlawful use of motor vehicle</b>      | <b>2,007</b>    | <b>300.2</b>   | <b>977</b>             | <b>313.9</b>   | <b>745</b>       | <b>251.5</b>   | <b>285</b>          | <b>466.0</b>   |
| <b>Other theft (excl. unlawful entry)</b> | <b>14,993</b>   | <b>2,242.4</b> | <b>6,097</b>           | <b>1,958.8</b> | <b>7,454</b>     | <b>2,516.5</b> | <b>1,442</b>        | <b>2,357.8</b> |
| Stealing from dwellings                   | 758             | 113.4          | 344                    | 110.5          | 337              | 113.8          | 77                  | 125.9          |
| Shop stealing                             | 4,036           | 603.6          | 1,692                  | 543.6          | 2,189            | 739.0          | 155                 | 253.4          |
| Vehicles (steal from/enter with intent)   | 3,323           | 497.0          | 1,220                  | 392.0          | 1,726            | 582.7          | 377                 | 616.4          |
| Other stealing                            | 6,876           | 1,028.4        | 2,841                  | 912.7          | 3,202            | 1,081.0        | 833                 | 1,362.0        |
| <b>Fraud</b>                              | <b>2,405</b>    | <b>359.7</b>   | <b>1,111</b>           | <b>356.9</b>   | <b>1,099</b>     | <b>371.0</b>   | <b>195</b>          | <b>318.8</b>   |
| Fraud by computer                         | 134             | 20.0           | 70                     | 22.5           | 53               | 17.9           | 11                  | 18.0           |
| Fraud by cheque                           | 13              | 1.9            | 12                     | 3.9            | 1                | 0.3            | 0                   | 0.0            |
| Fraud by credit card                      | 554             | 82.9           | 243                    | 78.1           | 265              | 89.5           | 46                  | 75.2           |
| Identity fraud                            | 122             | 18.2           | 40                     | 12.9           | 76               | 25.7           | 6                   | 9.8            |
| Other fraud                               | 1,582           | 236.6          | 746                    | 239.7          | 704              | 237.7          | 132                 | 215.8          |
| <b>Handling stolen goods</b>              | <b>639</b>      | <b>95.6</b>    | <b>314</b>             | <b>100.9</b>   | <b>258</b>       | <b>87.1</b>    | <b>67</b>           | <b>109.6</b>   |
| Possess property suspected stolen         | 257             | 38.4           | 100                    | 32.1           | 123              | 41.5           | 34                  | 55.6           |
| Receiving stolen property                 | 34              | 5.1            | 23                     | 7.4            | 7                | 2.4            | 4                   | 6.5            |
| Possess etc. tainted property             | 338             | 50.6           | 185                    | 59.4           | 127              | 42.9           | 26                  | 42.5           |
| Other handling stolen goods               | 10              | 1.5            | 6                      | 1.9            | 1                | 0.3            | 3                   | 4.9            |
| <b>Total</b>                              | <b>31,034</b>   | <b>4,641.5</b> | <b>13,629</b>          | <b>4,378.6</b> | <b>13,995</b>    | <b>4,724.8</b> | <b>3,410</b>        | <b>5,575.7</b> |

Note: Rates are calculated per 100,000 persons. Any rates and change in rates based on small counts (<10) should be interpreted with extreme caution.

### 3.1.3. Other offences

**Table A15 Count and rate of recorded other offences, Brisbane Police Region and Districts, 2023–24**

| Police Region / District                   | Brisbane Region |                | North Brisbane District |                | South Brisbane District |                |
|--|-----------------|----------------|-------------------------|----------------|-------------------------|----------------|
|  | number          | rate           | number                  | rate           | number                  | rate           |
| <b>Drug offences</b>                       | <b>14,941</b>   | <b>950.7</b>   | <b>8,724</b>            | <b>1,288.1</b> | <b>6,217</b>            | <b>695.2</b>   |
| Trafficking drugs                          | 107             | 6.8            | 50                      | 7.4            | 57                      | 6.4            |
| Possess drugs                              | 7,649           | 486.7          | 4,538                   | 670.1          | 3,111                   | 347.9          |
| Produce drugs                              | 112             | 7.1            | 54                      | 8.0            | 58                      | 6.5            |
| Sell/supply drugs                          | 623             | 39.6           | 326                     | 48.1           | 297                     | 33.2           |
| Other drug offences                        | 6,450           | 410.4          | 3,756                   | 554.6          | 2,694                   | 301.3          |
| <b>Liquor offences (excl. drunkenness)</b> | <b>403</b>      | <b>25.6</b>    | <b>298</b>              | <b>44.0</b>    | <b>105</b>              | <b>11.7</b>    |
| <b>Breach domestic violence order</b>      | <b>9,440</b>    | <b>600.7</b>   | <b>3,483</b>            | <b>514.3</b>   | <b>5,957</b>            | <b>666.2</b>   |
| <b>Trespassing and vagrancy</b>            | <b>1,675</b>    | <b>106.6</b>   | <b>690</b>              | <b>101.9</b>   | <b>985</b>              | <b>110.2</b>   |
| <b>Weapons Act offences</b>                | <b>1,785</b>    | <b>113.6</b>   | <b>961</b>              | <b>141.9</b>   | <b>824</b>              | <b>92.1</b>    |
| <b>Good order offences</b>                 | <b>8,607</b>    | <b>547.7</b>   | <b>5,292</b>            | <b>781.4</b>   | <b>3,315</b>            | <b>370.7</b>   |
| Disobey move-on direction                  | 132             | 8.4            | 100                     | 14.8           | 32                      | 3.6            |
| Resist, incite, hinder, obstruct           | 4,191           | 266.7          | 2,441                   | 360.4          | 1,750                   | 195.7          |
| Fare evasion                               | 358             | 22.8           | 188                     | 27.8           | 170                     | 19.0           |
| Public nuisance                            | 3,926           | 249.8          | 2,563                   | 378.4          | 1,363                   | 152.4          |
| <b>Traffic and related offences</b>        | <b>8,354</b>    | <b>531.6</b>   | <b>3,650</b>            | <b>538.9</b>   | <b>4,704</b>            | <b>526.0</b>   |
| Dangerous operation of a vehicle           | 388             | 24.7           | 158                     | 23.3           | 230                     | 25.7           |
| Drink/drug driving                         | 4,786           | 304.6          | 2,339                   | 345.4          | 2,447                   | 273.6          |
| Disqualified driving                       | 3,174           | 202.0          | 1,150                   | 169.8          | 2,024                   | 226.3          |
| Interfere with mechanism of motor vehicle  | 6               | 0.4            | 3                       | 0.4            | 3                       | 0.3            |
| <b>Miscellaneous offences</b>              | <b>1,597</b>    | <b>101.6</b>   | <b>1,153</b>            | <b>170.2</b>   | <b>444</b>              | <b>49.7</b>    |
| <b>Total</b>                               | <b>46,802</b>   | <b>2,978.2</b> | <b>24,251</b>           | <b>3,580.7</b> | <b>22,551</b>           | <b>2,521.8</b> |

Note: Rates are calculated per 100,000 persons. Any rates and change in rates based on small counts (<10) should be interpreted with extreme caution.

**Table A16 Count and rate of recorded other offences, Central Police Region and Districts, 2023–24**

| Police Region / District                   | Central Region |                | Capricornia District |                | Mackay Whitsunday District |                |
|--|----------------|----------------|----------------------|----------------|----------------------------|----------------|
| Offence                                    | number         | rate           | number               | rate           | number                     | rate           |
| <b>Drug offences</b>                       | <b>6,392</b>   | <b>1,451.5</b> | <b>3,809</b>         | <b>1,529.7</b> | <b>2,583</b>               | <b>1,349.7</b> |
| Trafficking drugs                          | 35             | 7.9            | 27                   | 10.8           | 8                          | 4.2            |
| Possess drugs                              | 3,022          | 686.2          | 1,739                | 698.4          | 1,283                      | 670.4          |
| Produce drugs                              | 117            | 26.6           | 77                   | 30.9           | 40                         | 20.9           |
| Sell/supply drugs                          | 412            | 93.6           | 303                  | 121.7          | 109                        | 57.0           |
| Other drug offences                        | 2,806          | 637.2          | 1,663                | 667.9          | 1,143                      | 597.3          |
| <b>Liquor offences (excl. drunkenness)</b> | <b>261</b>     | <b>59.3</b>    | <b>136</b>           | <b>54.6</b>    | <b>125</b>                 | <b>65.3</b>    |
| <b>Breach domestic violence order</b>      | <b>7,669</b>   | <b>1,741.5</b> | <b>5,199</b>         | <b>2,088.0</b> | <b>2,470</b>               | <b>1,290.7</b> |
| <b>Trespassing and vagrancy</b>            | <b>738</b>     | <b>167.6</b>   | <b>502</b>           | <b>201.6</b>   | <b>236</b>                 | <b>123.3</b>   |
| <b>Weapons Act offences</b>                | <b>855</b>     | <b>194.2</b>   | <b>562</b>           | <b>225.7</b>   | <b>293</b>                 | <b>153.1</b>   |
| <b>Good order offences</b>                 | <b>4,710</b>   | <b>1,069.6</b> | <b>2,870</b>         | <b>1,152.6</b> | <b>1,840</b>               | <b>961.5</b>   |
| Disobey move-on direction                  | 103            | 23.4           | 43                   | 17.3           | 60                         | 31.4           |
| Resist, incite, hinder, obstruct           | 2,268          | 515.0          | 1,389                | 557.8          | 879                        | 459.3          |
| Fare evasion                               | 54             | 12.3           | 38                   | 15.3           | 16                         | 8.4            |
| Public nuisance                            | 2,285          | 518.9          | 1,400                | 562.3          | 885                        | 462.5          |
| <b>Traffic and related offences</b>        | <b>4,942</b>   | <b>1,122.2</b> | <b>2,791</b>         | <b>1,120.9</b> | <b>2,151</b>               | <b>1,124.0</b> |
| Dangerous operation of a vehicle           | 306            | 69.5           | 156                  | 62.7           | 150                        | 78.4           |
| Drink/drug driving                         | 3,427          | 778.2          | 1,839                | 738.6          | 1,588                      | 829.8          |
| Disqualified driving                       | 1,207          | 274.1          | 796                  | 319.7          | 411                        | 214.8          |
| Interfere with mechanism of motor vehicle  | 2              | 0.5            | 0                    | 0.0            | 2                          | 1.0            |
| <b>Miscellaneous offences</b>              | <b>408</b>     | <b>92.6</b>    | <b>250</b>           | <b>100.4</b>   | <b>158</b>                 | <b>82.6</b>    |
| <b>Total</b>                               | <b>25,975</b>  | <b>5,898.5</b> | <b>16,119</b>        | <b>6,473.6</b> | <b>9,856</b>               | <b>5,150.2</b> |

Note: Rates are calculated per 100,000 persons. Any rates and change in rates based on small counts (<10) should be interpreted with extreme caution.

**Table A17** Count and rate of recorded other offences, Far Northern Police Region and District, 2023–24

| Police Region / District                   | Far Northern Region |                | Far North District |                |
|--|---------------------|----------------|--------------------|----------------|
|  | number              | rate           | number             | rate           |
| <b>Drug offences</b>                       | <b>4,107</b>        | <b>1,362.8</b> | <b>4,107</b>       | <b>1,362.8</b> |
| Trafficking drugs                          | 37                  | 12.3           | 37                 | 12.3           |
| Possess drugs                              | 2,074               | 688.2          | 2,074              | 688.2          |
| Produce drugs                              | 92                  | 30.5           | 92                 | 30.5           |
| Sell/supply drugs                          | 244                 | 81.0           | 244                | 81.0           |
| Other drug offences                        | 1,660               | 550.8          | 1,660              | 550.8          |
| <b>Liquor offences (excl. drunkenness)</b> | <b>671</b>          | <b>222.7</b>   | <b>671</b>         | <b>222.7</b>   |
| <b>Breach domestic violence order</b>      | <b>8,354</b>        | <b>2,772.1</b> | <b>8,354</b>       | <b>2,772.1</b> |
| <b>Trespassing and vagrancy</b>            | <b>755</b>          | <b>250.5</b>   | <b>755</b>         | <b>250.5</b>   |
| <b>Weapons Act offences</b>                | <b>557</b>          | <b>184.8</b>   | <b>557</b>         | <b>184.8</b>   |
| <b>Good order offences</b>                 | <b>4,477</b>        | <b>1,485.6</b> | <b>4,477</b>       | <b>1,485.6</b> |
| Disobey move-on direction                  | 46                  | 15.3           | 46                 | 15.3           |
| Resist, incite, hinder, obstruct           | 1,629               | 540.5          | 1,629              | 540.5          |
| Fare evasion                               | 56                  | 18.6           | 56                 | 18.6           |
| Public nuisance                            | 2,746               | 911.2          | 2,746              | 911.2          |
| <b>Traffic and related offences</b>        | <b>3,398</b>        | <b>1,127.6</b> | <b>3,398</b>       | <b>1,127.6</b> |
| Dangerous operation of a vehicle           | 209                 | 69.4           | 209                | 69.4           |
| Drink/drug driving                         | 2,271               | 753.6          | 2,271              | 753.6          |
| Disqualified driving                       | 916                 | 304.0          | 916                | 304.0          |
| Interfere with mechanism of motor vehicle  | 2                   | 0.7            | 2                  | 0.7            |
| <b>Miscellaneous offences</b>              | <b>537</b>          | <b>178.2</b>   | <b>537</b>         | <b>178.2</b>   |
| <b>Total</b>                               | <b>22,856</b>       | <b>7,584.3</b> | <b>22,856</b>      | <b>7,584.3</b> |

Note: Rates are calculated per 100,000 persons. Any rates and change in rates based on small counts (<10) should be interpreted with extreme caution.

**Table A18** Count and rate of recorded other offences, North Coast Police Region and Districts, 2023–24

| Police Region / District                   | North Coast Region |                | Moreton District |                | Sunshine Coast District |                | Wide Bay Burnett District |                |
|--|--------------------|----------------|------------------|----------------|-------------------------|----------------|---------------------------|----------------|
| Offence                                    | number             | rate           | number           | rate           | number                  | rate           | number                    | rate           |
| <b>Drug offences</b>                       | <b>11,595</b>      | <b>984.6</b>   | <b>5,424</b>     | <b>1,189.4</b> | <b>3,000</b>            | <b>697.9</b>   | <b>3,171</b>              | <b>1,087.1</b> |
| Trafficking drugs                          | 106                | 9.0            | 52               | 11.4           | 41                      | 9.5            | 13                        | 4.5            |
| Possess drugs                              | 5,222              | 443.5          | 2,288            | 501.7          | 1,475                   | 343.1          | 1,459                     | 500.2          |
| Produce drugs                              | 242                | 20.6           | 79               | 17.3           | 54                      | 12.6           | 109                       | 37.4           |
| Sell/supply drugs                          | 1,521              | 129.2          | 950              | 208.3          | 253                     | 58.9           | 318                       | 109.0          |
| Other drug offences                        | 4,504              | 382.5          | 2,055            | 450.6          | 1,177                   | 273.8          | 1,272                     | 436.1          |
| <b>Liquor offences (excl. drunkenness)</b> | <b>185</b>         | <b>15.7</b>    | <b>47</b>        | <b>10.3</b>    | <b>86</b>               | <b>20.0</b>    | <b>52</b>                 | <b>17.8</b>    |
| <b>Breach domestic violence order</b>      | <b>11,304</b>      | <b>959.9</b>   | <b>4,958</b>     | <b>1,087.2</b> | <b>2,715</b>            | <b>631.6</b>   | <b>3,631</b>              | <b>1,244.7</b> |
| <b>Trespassing and vagrancy</b>            | <b>1,233</b>       | <b>104.7</b>   | <b>385</b>       | <b>84.4</b>    | <b>465</b>              | <b>108.2</b>   | <b>383</b>                | <b>131.3</b>   |
| <b>Weapons Act offences</b>                | <b>1,448</b>       | <b>123.0</b>   | <b>664</b>       | <b>145.6</b>   | <b>360</b>              | <b>83.7</b>    | <b>424</b>                | <b>145.4</b>   |
| <b>Good order offences</b>                 | <b>6,105</b>       | <b>518.4</b>   | <b>2,008</b>     | <b>440.3</b>   | <b>1,985</b>            | <b>461.8</b>   | <b>2,112</b>              | <b>724.0</b>   |
| Disobey move-on direction                  | 90                 | 7.6            | 17               | 3.7            | 55                      | 12.8           | 18                        | 6.2            |
| Resist, incite, hinder, obstruct           | 3,344              | 284.0          | 1,259            | 276.1          | 870                     | 202.4          | 1,215                     | 416.5          |
| Fare evasion                               | 144                | 12.2           | 54               | 11.8           | 35                      | 8.1            | 55                        | 18.9           |
| Public nuisance                            | 2,527              | 214.6          | 678              | 148.7          | 1,025                   | 238.5          | 824                       | 282.5          |
| <b>Traffic and related offences</b>        | <b>9,078</b>       | <b>770.9</b>   | <b>3,507</b>     | <b>769.0</b>   | <b>2,674</b>            | <b>622.1</b>   | <b>2,897</b>              | <b>993.1</b>   |
| Dangerous operation of a vehicle           | 688                | 58.4           | 236              | 51.8           | 231                     | 53.7           | 221                       | 75.8           |
| Drink/drug driving                         | 5,503              | 467.3          | 1,907            | 418.2          | 1,813                   | 421.8          | 1,783                     | 611.2          |
| Disqualified driving                       | 2,877              | 244.3          | 1,361            | 298.5          | 625                     | 145.4          | 891                       | 305.4          |
| Interfere with mechanism of motor vehicle  | 10                 | 0.8            | 3                | 0.7            | 5                       | 1.2            | 2                         | 0.7            |
| <b>Miscellaneous offences</b>              | <b>832</b>         | <b>70.7</b>    | <b>255</b>       | <b>55.9</b>    | <b>275</b>              | <b>64.0</b>    | <b>302</b>                | <b>103.5</b>   |
| <b>Total</b>                               | <b>41,780</b>      | <b>3,548.0</b> | <b>17,248</b>    | <b>3,782.3</b> | <b>11,560</b>           | <b>2,689.3</b> | <b>12,972</b>             | <b>4,446.9</b> |

Note: Rates are calculated per 100,000 persons. Any rates and change in rates based on small counts (<10) should be interpreted with extreme caution.

**Table A19 Count and rate of recorded other offences, Northern Police Region and Districts, 2023–24**

| Police Region / District                   | Northern Region |                | Mount Isa District |                 | Townsville District |                |
|--|-----------------|----------------|--------------------|-----------------|---------------------|----------------|
| Offence                                    | number          | rate           | number             | rate            | number              | rate           |
| <b>Drug offences</b>                       | <b>5,756</b>    | <b>2,074.4</b> | <b>1,011</b>       | <b>3,417.3</b>  | <b>4,745</b>        | <b>1,914.1</b> |
| Trafficking drugs                          | 63              | 22.7           | 10                 | 33.8            | 53                  | 21.4           |
| Possess drugs                              | 2,278           | 821.0          | 367                | 1,240.5         | 1,911               | 770.9          |
| Produce drugs                              | 40              | 14.4           | 2                  | 6.8             | 38                  | 15.3           |
| Sell/supply drugs                          | 887             | 319.7          | 174                | 588.1           | 713                 | 287.6          |
| Other drug offences                        | 2,488           | 896.6          | 458                | 1,548.1         | 2,030               | 818.9          |
| <b>Liquor offences (excl. drunkenness)</b> | <b>282</b>      | <b>101.6</b>   | <b>130</b>         | <b>439.4</b>    | <b>152</b>          | <b>61.3</b>    |
| <b>Breach domestic violence order</b>      | <b>9,118</b>    | <b>3,286.0</b> | <b>2,726</b>       | <b>9,214.3</b>  | <b>6,392</b>        | <b>2,578.5</b> |
| <b>Trespassing and vagrancy</b>            | <b>820</b>      | <b>295.5</b>   | <b>183</b>         | <b>618.6</b>    | <b>637</b>          | <b>257.0</b>   |
| <b>Weapons Act offences</b>                | <b>682</b>      | <b>245.8</b>   | <b>117</b>         | <b>395.5</b>    | <b>565</b>          | <b>227.9</b>   |
| <b>Good order offences</b>                 | <b>4,522</b>    | <b>1,629.7</b> | <b>1,245</b>       | <b>4,208.3</b>  | <b>3,277</b>        | <b>1,321.9</b> |
| Disobey move-on direction                  | 60              | 21.6           | 9                  | 30.4            | 51                  | 20.6           |
| Resist, incite, hinder, obstruct           | 1,992           | 717.9          | 381                | 1,287.8         | 1,611               | 649.9          |
| Fare evasion                               | 65              | 23.4           | 7                  | 23.7            | 58                  | 23.4           |
| Public nuisance                            | 2,405           | 866.7          | 848                | 2,866.4         | 1,557               | 628.1          |
| <b>Traffic and related offences</b>        | <b>3,679</b>    | <b>1,325.9</b> | <b>958</b>         | <b>3,238.2</b>  | <b>2,721</b>        | <b>1,097.6</b> |
| Dangerous operation of a vehicle           | 325             | 117.1          | 86                 | 290.7           | 239                 | 96.4           |
| Drink/drug driving                         | 2,701           | 973.4          | 676                | 2,285.0         | 2,025               | 816.9          |
| Disqualified driving                       | 650             | 234.3          | 196                | 662.5           | 454                 | 183.1          |
| Interfere with mechanism of motor vehicle  | 3               | 1.1            | 0                  | 0.0             | 3                   | 1.2            |
| <b>Miscellaneous offences</b>              | <b>688</b>      | <b>247.9</b>   | <b>124</b>         | <b>419.1</b>    | <b>564</b>          | <b>227.5</b>   |
| <b>Total</b>                               | <b>25,547</b>   | <b>9,206.8</b> | <b>6,494</b>       | <b>21,950.6</b> | <b>19,053</b>       | <b>7,685.9</b> |

Note: Rates are calculated per 100,000 persons. Any rates and change in rates based on small counts (<10) should be interpreted with extreme caution.

**Table A20** Count and rate of recorded other offences, South Eastern Police Region and Districts, 2023–24

| Police Region / District                   | South Eastern Region |                | Gold Coast District |                | Logan District |                |
|--|----------------------|----------------|---------------------|----------------|----------------|----------------|
|  | number               | rate           | number              | rate           | number         | rate           |
| <b>Drug offences</b>                       | <b>13,322</b>        | <b>1,218.6</b> | <b>9,380</b>        | <b>1,389.7</b> | <b>3,942</b>   | <b>942.5</b>   |
| Trafficking drugs                          | 70                   | 6.4            | 43                  | 6.4            | 27             | 6.5            |
| Possess drugs                              | 6,450                | 590.0          | 4,230               | 626.7          | 2,220          | 530.8          |
| Produce drugs                              | 150                  | 13.7           | 93                  | 13.8           | 57             | 13.6           |
| Sell/supply drugs                          | 1,199                | 109.7          | 1,100               | 163.0          | 99             | 23.7           |
| Other drug offences                        | 5,453                | 498.8          | 3,914               | 579.9          | 1,539          | 367.9          |
| <b>Liquor offences (excl. drunkenness)</b> | <b>374</b>           | <b>34.2</b>    | <b>350</b>          | <b>51.9</b>    | <b>24</b>      | <b>5.7</b>     |
| <b>Breach domestic violence order</b>      | <b>12,201</b>        | <b>1,116.0</b> | <b>5,605</b>        | <b>830.4</b>   | <b>6,596</b>   | <b>1,577.0</b> |
| <b>Trespassing and vagrancy</b>            | <b>1,212</b>         | <b>110.9</b>   | <b>664</b>          | <b>98.4</b>    | <b>548</b>     | <b>131.0</b>   |
| <b>Weapons Act offences</b>                | <b>1,561</b>         | <b>142.8</b>   | <b>918</b>          | <b>136.0</b>   | <b>643</b>     | <b>153.7</b>   |
| <b>Good order offences</b>                 | <b>5,854</b>         | <b>535.5</b>   | <b>3,916</b>        | <b>580.2</b>   | <b>1,938</b>   | <b>463.3</b>   |
| Disobey move-on direction                  | 85                   | 7.8            | 79                  | 11.7           | 6              | 1.4            |
| Resist, incite, hinder, obstruct           | 2,718                | 248.6          | 1,451               | 215.0          | 1,267          | 302.9          |
| Fare evasion                               | 187                  | 17.1           | 138                 | 20.4           | 49             | 11.7           |
| Public nuisance                            | 2,864                | 262.0          | 2,248               | 333.0          | 616            | 147.3          |
| <b>Traffic and related offences</b>        | <b>6,802</b>         | <b>622.2</b>   | <b>3,910</b>        | <b>579.3</b>   | <b>2,892</b>   | <b>691.4</b>   |
| Dangerous operation of a vehicle           | 515                  | 47.1           | 238                 | 35.3           | 277            | 66.2           |
| Drink/drug driving                         | 4,457                | 407.7          | 2,678               | 396.7          | 1,779          | 425.3          |
| Disqualified driving                       | 1,821                | 166.6          | 989                 | 146.5          | 832            | 198.9          |
| Interfere with mechanism of motor vehicle  | 9                    | 0.8            | 5                   | 0.7            | 4              | 1.0            |
| <b>Miscellaneous offences</b>              | <b>970</b>           | <b>88.7</b>    | <b>708</b>          | <b>104.9</b>   | <b>262</b>     | <b>62.6</b>    |
| <b>Total</b>                               | <b>42,296</b>        | <b>3,868.8</b> | <b>25,451</b>       | <b>3,770.6</b> | <b>16,845</b>  | <b>4,027.4</b> |

Note: Rates are calculated per 100,000 persons. Any rates and change in rates based on small counts (<10) should be interpreted with extreme caution.

**Table A21** Count and rate of recorded other offences, Southern Police Region and Districts, 2023–24

| Police Region / District                   | Southern Region |                | Darling Downs District |                | Ipswich District |                | South West District |                |
|--|-----------------|----------------|------------------------|----------------|------------------|----------------|---------------------|----------------|
| Offence                                    | number          | rate           | number                 | rate           | number           | rate           | number              | rate           |
| <b>Drug offences</b>                       | <b>7,994</b>    | <b>1,195.6</b> | <b>4,308</b>           | <b>1,384.0</b> | <b>2,649</b>     | <b>894.3</b>   | <b>1,037</b>        | <b>1,695.6</b> |
| Trafficking drugs                          | 51              | 7.6            | 26                     | 8.4            | 24               | 8.1            | 1                   | 1.6            |
| Possess drugs                              | 3,243           | 485.0          | 1,653                  | 531.1          | 1,232            | 415.9          | 358                 | 585.4          |
| Produce drugs                              | 158             | 23.6           | 100                    | 32.1           | 45               | 15.2           | 13                  | 21.3           |
| Sell/supply drugs                          | 1,046           | 156.4          | 683                    | 219.4          | 196              | 66.2           | 167                 | 273.1          |
| Other drug offences                        | 3,496           | 522.9          | 1,846                  | 593.1          | 1,152            | 388.9          | 498                 | 814.3          |
| <b>Liquor offences (excl. drunkenness)</b> | <b>533</b>      | <b>79.7</b>    | <b>459</b>             | <b>147.5</b>   | <b>17</b>        | <b>5.7</b>     | <b>57</b>           | <b>93.2</b>    |
| <b>Breach domestic violence order</b>      | <b>7,234</b>    | <b>1,081.9</b> | <b>3,055</b>           | <b>981.5</b>   | <b>3,354</b>     | <b>1,132.3</b> | <b>825</b>          | <b>1,349.0</b> |
| <b>Trespassing and vagrancy</b>            | <b>929</b>      | <b>138.9</b>   | <b>480</b>             | <b>154.2</b>   | <b>291</b>       | <b>98.2</b>    | <b>158</b>          | <b>258.3</b>   |
| <b>Weapons Act offences</b>                | <b>1,125</b>    | <b>168.3</b>   | <b>547</b>             | <b>175.7</b>   | <b>404</b>       | <b>136.4</b>   | <b>174</b>          | <b>284.5</b>   |
| <b>Good order offences</b>                 | <b>5,355</b>    | <b>800.9</b>   | <b>2,856</b>           | <b>917.6</b>   | <b>1,622</b>     | <b>547.6</b>   | <b>877</b>          | <b>1,434.0</b> |
| Disobey move-on direction                  | 102             | 15.3           | 91                     | 29.2           | 8                | 2.7            | 3                   | 4.9            |
| Resist, incite, hinder, obstruct           | 2,730           | 408.3          | 1,364                  | 438.2          | 960              | 324.1          | 406                 | 663.9          |
| Fare evasion                               | 88              | 13.2           | 22                     | 7.1            | 65               | 21.9           | 1                   | 1.6            |
| Public nuisance                            | 2,435           | 364.2          | 1,379                  | 443.0          | 589              | 198.8          | 467                 | 763.6          |
| <b>Traffic and related offences</b>        | <b>6,808</b>    | <b>1,018.2</b> | <b>3,281</b>           | <b>1,054.1</b> | <b>2,340</b>     | <b>790.0</b>   | <b>1,187</b>        | <b>1,940.9</b> |
| Dangerous operation of a vehicle           | 432             | 64.6           | 162                    | 52.0           | 203              | 68.5           | 67                  | 109.6          |
| Drink/drug driving                         | 4,354           | 651.2          | 2,274                  | 730.6          | 1,322            | 446.3          | 758                 | 1,239.4        |
| Disqualified driving                       | 2,010           | 300.6          | 839                    | 269.5          | 809              | 273.1          | 362                 | 591.9          |
| Interfere with mechanism of motor vehicle  | 12              | 1.8            | 6                      | 1.9            | 6                | 2.0            | 0                   | 0.0            |
| <b>Miscellaneous offences</b>              | <b>713</b>      | <b>106.6</b>   | <b>348</b>             | <b>111.8</b>   | <b>228</b>       | <b>77.0</b>    | <b>137</b>          | <b>224.0</b>   |
| <b>Total</b>                               | <b>30,691</b>   | <b>4,590.2</b> | <b>15,334</b>          | <b>4,926.4</b> | <b>10,905</b>    | <b>3,681.6</b> | <b>4,452</b>        | <b>7,279.5</b> |

Note: Rates are calculated per 100,000 persons. Any rates and change in rates based on small counts (<10) should be interpreted with extreme caution.

## 3.2. Offences recorded and cleared in 2023–24

### 3.2.1. Offences against the person

**Table A22 Offences against the person, Brisbane Police Region and Districts, recorded and cleared in 2023–24**

| Police Region / District                       | Brisbane Region |              |             | North Brisbane District |              |             | South Brisbane District |              |              |
|--|-----------------|--------------|-------------|-------------------------|--------------|-------------|-------------------------|--------------|--------------|
|  | Recorded        | Cleared      |             | Recorded                | Cleared      |             | Recorded                | Cleared      |              |
| Offence  | number          | number       | %           | number                  | number       | %           | number                  | number       | %            |
| <b>Homicide (Murder)</b>                       | <b>7</b>        | <b>6</b>     | <b>85.7</b> | <b>3</b>                | <b>2</b>     | <b>66.7</b> | <b>4</b>                | <b>4</b>     | <b>100.0</b> |
| <b>Other homicide</b>                          | <b>29</b>       | <b>25</b>    | <b>86.2</b> | <b>23</b>               | <b>20</b>    | <b>87.0</b> | <b>6</b>                | <b>5</b>     | <b>83.3</b>  |
| Attempted murder                               | 16              | 15           | 93.8        | 13                      | 13           | 100.0       | 3                       | 2            | 66.7         |
| Conspiracy to murder                           | 1               | 0            | 0.0         | 1                       | 0            | 0.0         | 0                       | 0            | n.c.         |
| Manslaughter (excl. by driving and striking)   | 1               | 1            | 100.0       | 1                       | 1            | 100.0       | 0                       | 0            | n.c.         |
| Manslaughter – unlawful striking causing death | 1               | 1            | 100.0       | 0                       | 0            | n.c.        | 1                       | 1            | 100.0        |
| Driving causing death                          | 10              | 8            | 80.0        | 8                       | 6            | 75.0        | 2                       | 2            | 100.0        |
| <b>Assault</b>                                 | <b>9,514</b>    | <b>6,466</b> | <b>68.0</b> | <b>4,385</b>            | <b>2,910</b> | <b>66.4</b> | <b>5,129</b>            | <b>3,556</b> | <b>69.3</b>  |
| Grievous assault                               | 204             | 166          | 81.4        | 98                      | 76           | 77.6        | 106                     | 90           | 84.9         |
| Serious assault <sup>(a)</sup>                 | 4,493           | 2,960        | 65.9        | 2,051                   | 1,303        | 63.5        | 2,442                   | 1,657        | 67.9         |
| Serious assault (other) <sup>(b)</sup>         | 1,115           | 839          | 75.2        | 520                     | 390          | 75.0        | 595                     | 449          | 75.5         |
| Common assault                                 | 3,702           | 2,501        | 67.6        | 1,716                   | 1,141        | 66.5        | 1,986                   | 1,360        | 68.5         |
| <b>Sexual offences</b>                         | <b>2,078</b>    | <b>1,100</b> | <b>52.9</b> | <b>960</b>              | <b>493</b>   | <b>51.4</b> | <b>1,118</b>            | <b>607</b>   | <b>54.3</b>  |
| Rape and attempted rape                        | 801             | 453          | 56.6        | 372                     | 211          | 56.7        | 429                     | 242          | 56.4         |
| Other sexual offences                          | 1,277           | 647          | 50.7        | 588                     | 282          | 48.0        | 689                     | 365          | 53.0         |
| <b>Robbery</b>                                 | <b>883</b>      | <b>649</b>   | <b>73.5</b> | <b>388</b>              | <b>278</b>   | <b>71.6</b> | <b>495</b>              | <b>371</b>   | <b>74.9</b>  |
| Armed robbery                                  | 358             | 258          | 72.1        | 134                     | 96           | 71.6        | 224                     | 162          | 72.3         |
| Unarmed robbery                                | 525             | 391          | 74.5        | 254                     | 182          | 71.7        | 271                     | 209          | 77.1         |
| <b>Other offences against the person</b>       | <b>1,818</b>    | <b>883</b>   | <b>48.6</b> | <b>855</b>              | <b>416</b>   | <b>48.7</b> | <b>963</b>              | <b>467</b>   | <b>48.5</b>  |
| Kidnapping, abduction etc.                     | 142             | 104          | 73.2        | 75                      | 53           | 70.7        | 67                      | 51           | 76.1         |
| Extortion                                      | 39              | 29           | 74.4        | 20                      | 13           | 65.0        | 19                      | 16           | 84.2         |
| Stalking                                       | 474             | 302          | 63.7        | 202                     | 130          | 64.4        | 272                     | 172          | 63.2         |
| Life endangering acts <sup>(a)</sup>           | 1,163           | 448          | 38.5        | 558                     | 220          | 39.4        | 605                     | 228          | 37.7         |
| <b>Total</b>                                   | <b>14,329</b>   | <b>9,129</b> | <b>63.7</b> | <b>6,614</b>            | <b>4,119</b> | <b>62.3</b> | <b>7,715</b>            | <b>5,010</b> | <b>64.9</b>  |

(a) *Strangulation in a domestic setting* is now classified under 'serious assault', but in previous reports was classified under 'Other offences against the person / life endangering acts'.

(b) Serious assault (other) represents serious assault not resulting in injury.

n.c. not calculated

**Table A23 Offences against the person, Central Police Region and Districts, recorded and cleared in 2023–24**

| Police Region / District                       | Central Region |              |              | Capricornia District |              |              | Mackay Whitsunday District |              |              |
|--|----------------|--------------|--------------|----------------------|--------------|--------------|----------------------------|--------------|--------------|
|  | Recorded       | Cleared      |              | Recorded             | Cleared      |              | Recorded                   | Cleared      |              |
| Offence  | number         | number       | %            | number               | number       | %            | number                     | number       | %            |
| <b>Homicide (Murder)</b>                       | <b>6</b>       | <b>6</b>     | <b>100.0</b> | <b>4</b>             | <b>4</b>     | <b>100.0</b> | <b>2</b>                   | <b>2</b>     | <b>100.0</b> |
| <b>Other homicide</b>                          | <b>6</b>       | <b>6</b>     | <b>100.0</b> | <b>3</b>             | <b>3</b>     | <b>100.0</b> | <b>3</b>                   | <b>3</b>     | <b>100.0</b> |
| Attempted murder                               | 2              | 2            | 100.0        | 2                    | 2            | 100.0        | 0                          | 0            | n.c.         |
| Conspiracy to murder                           | 0              | 0            | n.c.         | 0                    | 0            | n.c.         | 0                          | 0            | n.c.         |
| Manslaughter (excl. by driving and striking)   | 1              | 1            | 100.0        | 1                    | 1            | 100.0        | 0                          | 0            | n.c.         |
| Manslaughter – unlawful striking causing death | 0              | 0            | n.c.         | 0                    | 0            | n.c.         | 0                          | 0            | n.c.         |
| Driving causing death                          | 3              | 3            | 100.0        | 0                    | 0            | n.c.         | 3                          | 3            | 100.0        |
| <b>Assault</b>                                 | <b>6,418</b>   | <b>4,550</b> | <b>70.9</b>  | <b>4,118</b>         | <b>3,001</b> | <b>72.9</b>  | <b>2,300</b>               | <b>1,549</b> | <b>67.3</b>  |
| Grievous assault                               | 127            | 68           | 53.5         | 78                   | 41           | 52.6         | 49                         | 27           | 55.1         |
| Serious assault <sup>(a)</sup>                 | 2,854          | 1,978        | 69.3         | 1,823                | 1,290        | 70.8         | 1,031                      | 688          | 66.7         |
| Serious assault (other) <sup>(b)</sup>         | 712            | 544          | 76.4         | 496                  | 399          | 80.4         | 216                        | 145          | 67.1         |
| Common assault                                 | 2,725          | 1,960        | 71.9         | 1,721                | 1,271        | 73.9         | 1,004                      | 689          | 68.6         |
| <b>Sexual offences</b>                         | <b>1,059</b>   | <b>572</b>   | <b>54.0</b>  | <b>698</b>           | <b>375</b>   | <b>53.7</b>  | <b>361</b>                 | <b>197</b>   | <b>54.6</b>  |
| Rape and attempted rape                        | 404            | 188          | 46.5         | 251                  | 110          | 43.8         | 153                        | 78           | 51.0         |
| Other sexual offences                          | 655            | 384          | 58.6         | 447                  | 265          | 59.3         | 208                        | 119          | 57.2         |
| <b>Robbery</b>                                 | <b>244</b>     | <b>164</b>   | <b>67.2</b>  | <b>170</b>           | <b>116</b>   | <b>68.2</b>  | <b>74</b>                  | <b>48</b>    | <b>64.9</b>  |
| Armed robbery                                  | 115            | 83           | 72.2         | 85                   | 64           | 75.3         | 30                         | 19           | 63.3         |
| Unarmed robbery                                | 129            | 81           | 62.8         | 85                   | 52           | 61.2         | 44                         | 29           | 65.9         |
| <b>Other offences against the person</b>       | <b>865</b>     | <b>449</b>   | <b>51.9</b>  | <b>553</b>           | <b>305</b>   | <b>55.2</b>  | <b>312</b>                 | <b>144</b>   | <b>46.2</b>  |
| Kidnapping, abduction etc.                     | 48             | 33           | 68.8         | 32                   | 24           | 75.0         | 16                         | 9            | 56.2         |
| Extortion                                      | 15             | 2            | 13.3         | 9                    | 2            | 22.2         | 6                          | 0            | 0.0          |
| Stalking                                       | 314            | 192          | 61.1         | 206                  | 131          | 63.6         | 108                        | 61           | 56.5         |
| Life endangering acts <sup>(a)</sup>           | 488            | 222          | 45.5         | 306                  | 148          | 48.4         | 182                        | 74           | 40.7         |
| <b>Total</b>                                   | <b>8,598</b>   | <b>5,747</b> | <b>66.8</b>  | <b>5,546</b>         | <b>3,804</b> | <b>68.6</b>  | <b>3,052</b>               | <b>1,943</b> | <b>63.7</b>  |

(a) *Strangulation in a domestic setting* is now classified under 'serious assault', but in previous reports was classified under 'Other offences against the person / life endangering acts'.

(b) Serious assault (other) represents serious assault not resulting in injury.

n.c. not calculated

**Table A24 Offences against the person, Far Northern Police Region and District, recorded and cleared in 2023–24**

| Police Region / District                       | Far Northern Region |              |              | Far North District |              |              |
|--|---------------------|--------------|--------------|--------------------|--------------|--------------|
|  | Recorded            | Cleared      |              | Recorded           | Cleared      |              |
| Offence  | number              | number       | %            | number             | number       | %            |
| <b>Homicide (Murder)</b>                       | <b>4</b>            | <b>2</b>     | <b>50.0</b>  | <b>4</b>           | <b>2</b>     | <b>50.0</b>  |
| <b>Other homicide</b>                          | <b>2</b>            | <b>2</b>     | <b>100.0</b> | <b>2</b>           | <b>2</b>     | <b>100.0</b> |
| Attempted murder                               | 1                   | 1            | 100.0        | 1                  | 1            | 100.0        |
| Conspiracy to murder                           | 0                   | 0            | n.c.         | 0                  | 0            | n.c.         |
| Manslaughter (excl. by driving and striking)   | 0                   | 0            | n.c.         | 0                  | 0            | n.c.         |
| Manslaughter – unlawful striking causing death | 0                   | 0            | n.c.         | 0                  | 0            | n.c.         |
| Driving causing death                          | 1                   | 1            | 100.0        | 1                  | 1            | 100.0        |
| <b>Assault</b>                                 | <b>7,826</b>        | <b>4,331</b> | <b>55.3</b>  | <b>7,826</b>       | <b>4,331</b> | <b>55.3</b>  |
| Grievous assault                               | 138                 | 87           | 63.0         | 138                | 87           | 63.0         |
| Serious assault <sup>(a)</sup>                 | 3,523               | 1,975        | 56.1         | 3,523              | 1,975        | 56.1         |
| Serious assault (other) <sup>(b)</sup>         | 1,136               | 684          | 60.2         | 1,136              | 684          | 60.2         |
| Common assault                                 | 3,029               | 1,585        | 52.3         | 3,029              | 1,585        | 52.3         |
| <b>Sexual offences</b>                         | <b>936</b>          | <b>469</b>   | <b>50.1</b>  | <b>936</b>         | <b>469</b>   | <b>50.1</b>  |
| Rape and attempted rape                        | 296                 | 115          | 38.9         | 296                | 115          | 38.9         |
| Other sexual offences                          | 640                 | 354          | 55.3         | 640                | 354          | 55.3         |
| <b>Robbery</b>                                 | <b>220</b>          | <b>132</b>   | <b>60.0</b>  | <b>220</b>         | <b>132</b>   | <b>60.0</b>  |
| Armed robbery                                  | 78                  | 53           | 67.9         | 78                 | 53           | 67.9         |
| Unarmed robbery                                | 142                 | 79           | 55.6         | 142                | 79           | 55.6         |
| <b>Other offences against the person</b>       | <b>824</b>          | <b>427</b>   | <b>51.8</b>  | <b>824</b>         | <b>427</b>   | <b>51.8</b>  |
| Kidnapping, abduction etc.                     | 64                  | 51           | 79.7         | 64                 | 51           | 79.7         |
| Extortion                                      | 7                   | 2            | 28.6         | 7                  | 2            | 28.6         |
| Stalking                                       | 211                 | 122          | 57.8         | 211                | 122          | 57.8         |
| Life endangering acts <sup>(a)</sup>           | 542                 | 252          | 46.5         | 542                | 252          | 46.5         |
| <b>Total</b>                                   | <b>9,812</b>        | <b>5,363</b> | <b>54.7</b>  | <b>9,812</b>       | <b>5,363</b> | <b>54.7</b>  |

(a) *Strangulation in a domestic setting* is now classified under 'serious assault', but in previous reports was classified under 'Other offences against the person / life endangering acts'.

(b) Serious assault (other) represents serious assault not resulting in injury.

n.c. not calculated

**Table A25 Offences against the person, North Coast Police Region and Districts, recorded and cleared in 2023–24**

| Police Region / District                       | North Coast Region |              |              | Moreton District |              |              | Sunshine Coast District |              |              | Wide Bay Burnett District |              |              |
|--|--------------------|--------------|--------------|------------------|--------------|--------------|-------------------------|--------------|--------------|---------------------------|--------------|--------------|
|  | Recorded           | Cleared      |              | Recorded         | Cleared      |              | Recorded                | Cleared      |              | Recorded                  | Cleared      |              |
| Offence  | number             | number       | %            | number           | number       | %            | number                  | number       | %            | number                    | number       | %            |
| <b>Homicide (Murder)</b>                       | <b>18</b>          | <b>14</b>    | <b>77.8</b>  | <b>6</b>         | <b>5</b>     | <b>83.3</b>  | <b>5</b>                | <b>4</b>     | <b>80.0</b>  | <b>7</b>                  | <b>5</b>     | <b>71.4</b>  |
| <b>Other homicide</b>                          | <b>12</b>          | <b>12</b>    | <b>100.0</b> | <b>4</b>         | <b>4</b>     | <b>100.0</b> | <b>2</b>                | <b>2</b>     | <b>100.0</b> | <b>6</b>                  | <b>6</b>     | <b>100.0</b> |
| Attempted murder                               | 1                  | 1            | 100.0        | 1                | 1            | 100.0        | 0                       | 0            | n.c.         | 0                         | 0            | n.c.         |
| Conspiracy to murder                           | 0                  | 0            | n.c.         | 0                | 0            | n.c.         | 0                       | 0            | n.c.         | 0                         | 0            | n.c.         |
| Manslaughter (excl. by driving and striking)   | 0                  | 0            | n.c.         | 0                | 0            | n.c.         | 0                       | 0            | n.c.         | 0                         | 0            | n.c.         |
| Manslaughter – unlawful striking causing death | 2                  | 2            | 100.0        | 0                | 0            | n.c.         | 0                       | 0            | n.c.         | 2                         | 2            | 100.0        |
| Driving causing death                          | 9                  | 9            | 100.0        | 3                | 3            | 100.0        | 2                       | 2            | 100.0        | 4                         | 4            | 100.0        |
| <b>Assault</b>                                 | <b>8,829</b>       | <b>6,171</b> | <b>69.9</b>  | <b>4,134</b>     | <b>2,962</b> | <b>71.6</b>  | <b>2,179</b>            | <b>1,569</b> | <b>72.0</b>  | <b>2,516</b>              | <b>1,640</b> | <b>65.2</b>  |
| Grievous assault                               | 167                | 106          | 63.5         | 58               | 44           | 75.9         | 45                      | 24           | 53.3         | 64                        | 38           | 59.4         |
| Serious assault <sup>(a)</sup>                 | 4,144              | 2,770        | 66.8         | 1,886            | 1,276        | 67.7         | 1,047                   | 740          | 70.7         | 1,211                     | 754          | 62.3         |
| Serious assault (other) <sup>(b)</sup>         | 984                | 731          | 74.3         | 444              | 336          | 75.7         | 228                     | 182          | 79.8         | 312                       | 213          | 68.3         |
| Common assault                                 | 3,534              | 2,564        | 72.6         | 1,746            | 1,306        | 74.8         | 859                     | 623          | 72.5         | 929                       | 635          | 68.4         |
| <b>Sexual offences</b>                         | <b>1,833</b>       | <b>940</b>   | <b>51.3</b>  | <b>791</b>       | <b>386</b>   | <b>48.8</b>  | <b>479</b>              | <b>251</b>   | <b>52.4</b>  | <b>563</b>                | <b>303</b>   | <b>53.8</b>  |
| Rape and attempted rape                        | 680                | 348          | 51.2         | 310              | 152          | 49.0         | 140                     | 72           | 51.4         | 230                       | 124          | 53.9         |
| Other sexual offences                          | 1,153              | 592          | 51.3         | 481              | 234          | 48.6         | 339                     | 179          | 52.8         | 333                       | 179          | 53.8         |
| <b>Robbery</b>                                 | <b>417</b>         | <b>308</b>   | <b>73.9</b>  | <b>222</b>       | <b>160</b>   | <b>72.1</b>  | <b>109</b>              | <b>89</b>    | <b>81.7</b>  | <b>86</b>                 | <b>59</b>    | <b>68.6</b>  |
| Armed robbery                                  | 208                | 159          | 76.4         | 118              | 91           | 77.1         | 47                      | 37           | 78.7         | 43                        | 31           | 72.1         |
| Unarmed robbery                                | 209                | 149          | 71.3         | 104              | 69           | 66.3         | 62                      | 52           | 83.9         | 43                        | 28           | 65.1         |
| <b>Other offences against the person</b>       | <b>1,626</b>       | <b>822</b>   | <b>50.6</b>  | <b>745</b>       | <b>394</b>   | <b>52.9</b>  | <b>406</b>              | <b>180</b>   | <b>44.3</b>  | <b>475</b>                | <b>248</b>   | <b>52.2</b>  |
| Kidnapping, abduction etc.                     | 84                 | 65           | 77.4         | 42               | 28           | 66.7         | 18                      | 15           | 83.3         | 24                        | 22           | 91.7         |
| Extortion                                      | 36                 | 15           | 41.7         | 13               | 7            | 53.8         | 11                      | 6            | 54.5         | 12                        | 2            | 16.7         |
| Stalking                                       | 425                | 273          | 64.2         | 192              | 126          | 65.6         | 112                     | 72           | 64.3         | 121                       | 75           | 62.0         |
| Life endangering acts <sup>(a)</sup>           | 1,081              | 469          | 43.4         | 498              | 233          | 46.8         | 265                     | 87           | 32.8         | 318                       | 149          | 46.9         |
| <b>Total</b>                                   | <b>12,735</b>      | <b>8,267</b> | <b>64.9</b>  | <b>5,902</b>     | <b>3,911</b> | <b>66.3</b>  | <b>3,180</b>            | <b>2,095</b> | <b>65.9</b>  | <b>3,653</b>              | <b>2,261</b> | <b>61.9</b>  |

(a) *Strangulation in a domestic setting* is now classified under 'serious assault', but in previous reports was classified under 'Other offences against the person / life endangering acts'.

(b) Serious assault (other) represents serious assault not resulting in injury.

n.c. not calculated

**Table A26 Offences against the person, Northern Police Region and Districts, recorded and cleared in 2023–24**

| Police Region / District                       | Northern Region |              |             | Mount Isa District |              |              | Townsville District |              |              |
|--|-----------------|--------------|-------------|--------------------|--------------|--------------|---------------------|--------------|--------------|
|  | Recorded        | Cleared      |             | Recorded           | Cleared      |              | Recorded            | Cleared      |              |
| Offence  | number          | number       | %           | number             | number       | %            | number              | number       | %            |
| <b>Homicide (Murder)</b>                       | <b>6</b>        | <b>5</b>     | <b>83.3</b> | <b>4</b>           | <b>3</b>     | <b>75.0</b>  | <b>2</b>            | <b>2</b>     | <b>100.0</b> |
| <b>Other homicide</b>                          | <b>9</b>        | <b>8</b>     | <b>88.9</b> | <b>7</b>           | <b>7</b>     | <b>100.0</b> | <b>2</b>            | <b>1</b>     | <b>50.0</b>  |
| Attempted murder                               | 7               | 7            | 100.0       | 7                  | 7            | 100.0        | 0                   | 0            | n.c.         |
| Conspiracy to murder                           | 0               | 0            | n.c.        | 0                  | 0            | n.c.         | 0                   | 0            | n.c.         |
| Manslaughter (excl. by driving and striking)   | 1               | 0            | 0.0         | 0                  | 0            | n.c.         | 1                   | 0            | 0.0          |
| Manslaughter – unlawful striking causing death | 0               | 0            | n.c.        | 0                  | 0            | n.c.         | 0                   | 0            | n.c.         |
| Driving causing death                          | 1               | 1            | 100.0       | 0                  | 0            | n.c.         | 1                   | 1            | 100.0        |
| <b>Assault</b>                                 | <b>10,067</b>   | <b>6,341</b> | <b>63.0</b> | <b>3,193</b>       | <b>2,164</b> | <b>67.8</b>  | <b>6,874</b>        | <b>4,177</b> | <b>60.8</b>  |
| Grievous assault                               | 142             | 92           | 64.8        | 53                 | 40           | 75.5         | 89                  | 52           | 58.4         |
| Serious assault <sup>(a)</sup>                 | 4,045           | 2,450        | 60.6        | 1,344              | 921          | 68.5         | 2,701               | 1,529        | 56.6         |
| Serious assault (other) <sup>(b)</sup>         | 1,448           | 1,050        | 72.5        | 450                | 325          | 72.2         | 998                 | 725          | 72.6         |
| Common assault                                 | 4,432           | 2,749        | 62.0        | 1,346              | 878          | 65.2         | 3,086               | 1,871        | 60.6         |
| <b>Sexual offences</b>                         | <b>1,197</b>    | <b>613</b>   | <b>51.2</b> | <b>243</b>         | <b>148</b>   | <b>60.9</b>  | <b>954</b>          | <b>465</b>   | <b>48.7</b>  |
| Rape and attempted rape                        | 371             | 145          | 39.1        | 69                 | 28           | 40.6         | 302                 | 117          | 38.7         |
| Other sexual offences                          | 826             | 468          | 56.7        | 174                | 120          | 69.0         | 652                 | 348          | 53.4         |
| <b>Robbery</b>                                 | <b>299</b>      | <b>172</b>   | <b>57.5</b> | <b>17</b>          | <b>12</b>    | <b>70.6</b>  | <b>282</b>          | <b>160</b>   | <b>56.7</b>  |
| Armed robbery                                  | 187             | 115          | 61.5        | 10                 | 7            | 70.0         | 177                 | 108          | 61.0         |
| Unarmed robbery                                | 112             | 57           | 50.9        | 7                  | 5            | 71.4         | 105                 | 52           | 49.5         |
| <b>Other offences against the person</b>       | <b>947</b>      | <b>519</b>   | <b>54.8</b> | <b>311</b>         | <b>226</b>   | <b>72.7</b>  | <b>636</b>          | <b>293</b>   | <b>46.1</b>  |
| Kidnapping, abduction etc.                     | 59              | 41           | 69.5        | 23                 | 16           | 69.6         | 36                  | 25           | 69.4         |
| Extortion                                      | 7               | 1            | 14.3        | 2                  | 1            | 50.0         | 5                   | 0            | 0.0          |
| Stalking                                       | 216             | 108          | 50.0        | 44                 | 30           | 68.2         | 172                 | 78           | 45.3         |
| Life endangering acts <sup>(a)</sup>           | 665             | 369          | 55.5        | 242                | 179          | 74.0         | 423                 | 190          | 44.9         |
| <b>Total</b>                                   | <b>12,525</b>   | <b>7,658</b> | <b>61.1</b> | <b>3,775</b>       | <b>2,560</b> | <b>67.8</b>  | <b>8,750</b>        | <b>5,098</b> | <b>58.3</b>  |

(a) *Strangulation in a domestic setting* is now classified under 'serious assault', but in previous reports was classified under 'Other offences against the person / life endangering acts'.

(b) Serious assault (other) represents serious assault not resulting in injury.

n.c. not calculated

**Table A27 Offences against the person, South Eastern Police Region and Districts, recorded and cleared in 2023–24**

| Police Region / District                       | South Eastern Region |              |             | Gold Coast District |              |             | Logan District |              |              |
|--|----------------------|--------------|-------------|---------------------|--------------|-------------|----------------|--------------|--------------|
|  | Recorded             | Cleared      |             | Recorded            | Cleared      |             | Recorded       | Cleared      |              |
| Offence  | number               | number       | %           | number              | number       | %           | number         | number       | %            |
| <b>Homicide (Murder)</b>                       | <b>7</b>             | <b>6</b>     | <b>85.7</b> | <b>6</b>            | <b>5</b>     | <b>83.3</b> | <b>1</b>       | <b>1</b>     | <b>100.0</b> |
| <b>Other homicide</b>                          | <b>11</b>            | <b>9</b>     | <b>81.8</b> | <b>6</b>            | <b>4</b>     | <b>66.7</b> | <b>5</b>       | <b>5</b>     | <b>100.0</b> |
| Attempted murder                               | 6                    | 5            | 83.3        | 2                   | 1            | 50.0        | 4              | 4            | 100.0        |
| Conspiracy to murder                           | 0                    | 0            | n.c.        | 0                   | 0            | n.c.        | 0              | 0            | n.c.         |
| Manslaughter (excl. by driving and striking)   | 2                    | 2            | 100.0       | 2                   | 2            | 100.0       | 0              | 0            | n.c.         |
| Manslaughter – unlawful striking causing death | 0                    | 0            | n.c.        | 0                   | 0            | n.c.        | 0              | 0            | n.c.         |
| Driving causing death                          | 3                    | 2            | 66.7        | 2                   | 1            | 50.0        | 1              | 1            | 100.0        |
| <b>Assault</b>                                 | <b>11,713</b>        | <b>7,577</b> | <b>64.7</b> | <b>5,817</b>        | <b>3,683</b> | <b>63.3</b> | <b>5,896</b>   | <b>3,894</b> | <b>66.0</b>  |
| Grievous assault                               | 195                  | 135          | 69.2        | 115                 | 86           | 74.8        | 80             | 49           | 61.3         |
| Serious assault <sup>(a)</sup>                 | 5,404                | 3,336        | 61.7        | 2,696               | 1,652        | 61.3        | 2,708          | 1,684        | 62.2         |
| Serious assault (other) <sup>(b)</sup>         | 1,233                | 814          | 66.0        | 660                 | 446          | 67.6        | 573            | 368          | 64.2         |
| Common assault                                 | 4,881                | 3,292        | 67.4        | 2,346               | 1,499        | 63.9        | 2,535          | 1,793        | 70.7         |
| <b>Sexual offences</b>                         | <b>1,905</b>         | <b>965</b>   | <b>50.7</b> | <b>969</b>          | <b>512</b>   | <b>52.8</b> | <b>936</b>     | <b>453</b>   | <b>48.4</b>  |
| Rape and attempted rape                        | 738                  | 319          | 43.2        | 380                 | 159          | 41.8        | 358            | 160          | 44.7         |
| Other sexual offences                          | 1,167                | 646          | 55.4        | 589                 | 353          | 59.9        | 578            | 293          | 50.7         |
| <b>Robbery</b>                                 | <b>642</b>           | <b>409</b>   | <b>63.7</b> | <b>308</b>          | <b>221</b>   | <b>71.8</b> | <b>334</b>     | <b>188</b>   | <b>56.3</b>  |
| Armed robbery                                  | 329                  | 206          | 62.6        | 132                 | 93           | 70.5        | 197            | 113          | 57.4         |
| Unarmed robbery                                | 313                  | 203          | 64.9        | 176                 | 128          | 72.7        | 137            | 75           | 54.7         |
| <b>Other offences against the person</b>       | <b>2,167</b>         | <b>986</b>   | <b>45.5</b> | <b>1,237</b>        | <b>599</b>   | <b>48.4</b> | <b>930</b>     | <b>387</b>   | <b>41.6</b>  |
| Kidnapping, abduction etc.                     | 132                  | 82           | 62.1        | 65                  | 43           | 66.2        | 67             | 39           | 58.2         |
| Extortion                                      | 32                   | 11           | 34.4        | 17                  | 7            | 41.2        | 15             | 4            | 26.7         |
| Stalking                                       | 527                  | 283          | 53.7        | 312                 | 169          | 54.2        | 215            | 114          | 53.0         |
| Life endangering acts <sup>(a)</sup>           | 1,476                | 610          | 41.3        | 843                 | 380          | 45.1        | 633            | 230          | 36.3         |
| <b>Total</b>                                   | <b>16,445</b>        | <b>9,952</b> | <b>60.5</b> | <b>8,343</b>        | <b>5,024</b> | <b>60.2</b> | <b>8,102</b>   | <b>4,928</b> | <b>60.8</b>  |

(a) *Strangulation in a domestic setting* is now classified under 'serious assault', but in previous reports was classified under 'Other offences against the person / life endangering acts'.

(b) Serious assault (other) represents serious assault not resulting in injury.

n.c. not calculated

**Table A28 Offences against the person, Southern Police Region and Districts, recorded and cleared in 2023–24**

| Police Region / District                       | Southern Region |              |             | Darling Downs District |              |             | Ipswich District |              |              | South West District |              |             |
|--|-----------------|--------------|-------------|------------------------|--------------|-------------|------------------|--------------|--------------|---------------------|--------------|-------------|
|  | Recorded        | Cleared      |             | Recorded               | Cleared      |             | Recorded         | Cleared      |              | Recorded            | Cleared      |             |
| Offence  | number          | number       | %           | number                 | number       | %           | number           | number       | %            | number              | number       | %           |
| <b>Homicide (Murder)</b>                       | <b>3</b>        | <b>2</b>     | <b>66.7</b> | <b>1</b>               | <b>0</b>     | <b>0.0</b>  | <b>2</b>         | <b>2</b>     | <b>100.0</b> | <b>0</b>            | <b>0</b>     | <b>n.c.</b> |
| <b>Other homicide</b>                          | <b>19</b>       | <b>16</b>    | <b>84.2</b> | <b>8</b>               | <b>7</b>     | <b>87.5</b> | <b>3</b>         | <b>3</b>     | <b>100.0</b> | <b>8</b>            | <b>6</b>     | <b>75.0</b> |
| Attempted murder                               | 9               | 7            | 77.8        | 3                      | 2            | 66.7        | 1                | 1            | 100.0        | 5                   | 4            | 80.0        |
| Conspiracy to murder                           | 1               | 0            | 0.0         | 0                      | 0            | n.c.        | 0                | 0            | n.c.         | 1                   | 0            | 0.0         |
| Manslaughter (excl. by driving and striking)   | 1               | 1            | 100.0       | 1                      | 1            | 100.0       | 0                | 0            | n.c.         | 0                   | 0            | n.c.        |
| Manslaughter – unlawful striking causing death | 3               | 3            | 100.0       | 1                      | 1            | 100.0       | 0                | 0            | n.c.         | 2                   | 2            | 100.0       |
| Driving causing death                          | 5               | 5            | 100.0       | 3                      | 3            | 100.0       | 2                | 2            | 100.0        | 0                   | 0            | n.c.        |
| <b>Assault</b>                                 | <b>8,269</b>    | <b>6,096</b> | <b>73.7</b> | <b>3,129</b>           | <b>2,339</b> | <b>74.8</b> | <b>4,261</b>     | <b>3,072</b> | <b>72.1</b>  | <b>879</b>          | <b>685</b>   | <b>77.9</b> |
| Grievous assault                               | 134             | 100          | 74.6        | 45                     | 34           | 75.6        | 76               | 55           | 72.4         | 13                  | 11           | 84.6        |
| Serious assault <sup>(a)</sup>                 | 3,648           | 2,571        | 70.5        | 1,470                  | 1,049        | 71.4        | 1,715            | 1,157        | 67.5         | 463                 | 365          | 78.8        |
| Serious assault (other) <sup>(b)</sup>         | 847             | 639          | 75.4        | 331                    | 261          | 78.9        | 428              | 321          | 75.0         | 88                  | 57           | 64.8        |
| Common assault                                 | 3,640           | 2,786        | 76.5        | 1,283                  | 995          | 77.6        | 2,042            | 1,539        | 75.4         | 315                 | 252          | 80.0        |
| <b>Sexual offences</b>                         | <b>1,571</b>    | <b>903</b>   | <b>57.5</b> | <b>635</b>             | <b>362</b>   | <b>57.0</b> | <b>685</b>       | <b>345</b>   | <b>50.4</b>  | <b>251</b>          | <b>196</b>   | <b>78.1</b> |
| Rape and attempted rape                        | 600             | 337          | 56.2        | 242                    | 127          | 52.5        | 275              | 144          | 52.4         | 83                  | 66           | 79.5        |
| Other sexual offences                          | 971             | 566          | 58.3        | 393                    | 235          | 59.8        | 410              | 201          | 49.0         | 168                 | 130          | 77.4        |
| <b>Robbery</b>                                 | <b>346</b>      | <b>261</b>   | <b>75.4</b> | <b>158</b>             | <b>110</b>   | <b>69.6</b> | <b>167</b>       | <b>132</b>   | <b>79.0</b>  | <b>21</b>           | <b>19</b>    | <b>90.5</b> |
| Armed robbery                                  | 194             | 147          | 75.8        | 95                     | 67           | 70.5        | 87               | 69           | 79.3         | 12                  | 11           | 91.7        |
| Unarmed robbery                                | 152             | 114          | 75.0        | 63                     | 43           | 68.3        | 80               | 63           | 78.8         | 9                   | 8            | 88.9        |
| <b>Other offences against the person</b>       | <b>1,366</b>    | <b>808</b>   | <b>59.2</b> | <b>591</b>             | <b>374</b>   | <b>63.3</b> | <b>631</b>       | <b>337</b>   | <b>53.4</b>  | <b>144</b>          | <b>97</b>    | <b>67.4</b> |
| Kidnapping, abduction etc.                     | 76              | 56           | 73.7        | 29                     | 20           | 69.0        | 38               | 29           | 76.3         | 9                   | 7            | 77.8        |
| Extortion                                      | 17              | 9            | 52.9        | 3                      | 1            | 33.3        | 14               | 8            | 57.1         | 0                   | 0            | n.c.        |
| Stalking                                       | 409             | 272          | 66.5        | 179                    | 123          | 68.7        | 193              | 122          | 63.2         | 37                  | 27           | 73.0        |
| Life endangering acts <sup>(a)</sup>           | 864             | 471          | 54.5        | 380                    | 230          | 60.5        | 386              | 178          | 46.1         | 98                  | 63           | 64.3        |
| <b>Total</b>                                   | <b>11,574</b>   | <b>8,086</b> | <b>69.9</b> | <b>4,522</b>           | <b>3,192</b> | <b>70.6</b> | <b>5,749</b>     | <b>3,891</b> | <b>67.7</b>  | <b>1,303</b>        | <b>1,003</b> | <b>77.0</b> |

(a) *Strangulation in a domestic setting* is now classified under 'serious assault', but in previous reports was classified under 'Other offences against the person / life endangering acts'.

(b) Serious assault (other) represents serious assault not resulting in injury.

n.c. not calculated

### 3.2.2. Offences against property

**Table A29 Offences against property, Brisbane Police Region and Districts, recorded and cleared in 2023–24**

| Police Region / District                  | Brisbane Region |               |             | North Brisbane District |               |             | South Brisbane District |               |             |
|---|-----------------|---------------|-------------|-------------------------|---------------|-------------|-------------------------|---------------|-------------|
|   | Recorded        | Cleared       |             | Recorded                | Cleared       |             | Recorded                | Cleared       |             |
| Offence                                   | number          | number        | %           | number                  | number        | %           | number                  | number        | %           |
| <b>Unlawful entry</b>                     | <b>13,397</b>   | <b>3,957</b>  | <b>29.5</b> | <b>5,565</b>            | <b>1,707</b>  | <b>30.7</b> | <b>7,832</b>            | <b>2,250</b>  | <b>28.7</b> |
| Unlawful entry with intent – dwelling     | 7,503           | 2,272         | 30.3        | 2,885                   | 900           | 31.2        | 4,618                   | 1,372         | 29.7        |
| <i>Without violence</i>                   | 7,311           | 2,152         | 29.4        | 2,818                   | 861           | 30.6        | 4,493                   | 1,291         | 28.7        |
| <i>With violence</i>                      | 192             | 120           | 62.5        | 67                      | 39            | 58.2        | 125                     | 81            | 64.8        |
| Unlawful entry with intent – shop         | 1,028           | 399           | 38.8        | 406                     | 146           | 36.0        | 622                     | 253           | 40.7        |
| Unlawful entry with intent – other        | 4,866           | 1,286         | 26.4        | 2,274                   | 661           | 29.1        | 2,592                   | 625           | 24.1        |
| <b>Arson</b>                              | <b>199</b>      | <b>79</b>     | <b>39.7</b> | <b>61</b>               | <b>24</b>     | <b>39.3</b> | <b>138</b>              | <b>55</b>     | <b>39.9</b> |
| <b>Other property damage</b>              | <b>7,898</b>    | <b>2,932</b>  | <b>37.1</b> | <b>3,487</b>            | <b>1,295</b>  | <b>37.1</b> | <b>4,411</b>            | <b>1,637</b>  | <b>37.1</b> |
| <b>Unlawful use of motor vehicle</b>      | <b>5,235</b>    | <b>2,764</b>  | <b>52.8</b> | <b>2,283</b>            | <b>1,310</b>  | <b>57.4</b> | <b>2,952</b>            | <b>1,454</b>  | <b>49.3</b> |
| <b>Other theft (excl. unlawful entry)</b> | <b>44,949</b>   | <b>17,641</b> | <b>39.2</b> | <b>20,806</b>           | <b>8,481</b>  | <b>40.8</b> | <b>24,143</b>           | <b>9,160</b>  | <b>37.9</b> |
| Stealing from dwellings                   | 1,833           | 403           | 22.0        | 813                     | 167           | 20.5        | 1,020                   | 236           | 23.1        |
| Shop stealing                             | 14,507          | 8,224         | 56.7        | 7,821                   | 4,492         | 57.4        | 6,686                   | 3,732         | 55.8        |
| Vehicles (steal from/enter with intent)   | 9,462           | 1,519         | 16.1        | 3,738                   | 617           | 16.5        | 5,724                   | 902           | 15.8        |
| Other stealing                            | 19,147          | 7,495         | 39.1        | 8,434                   | 3,205         | 38.0        | 10,713                  | 4,290         | 40.0        |
| <b>Fraud</b>                              | <b>7,709</b>    | <b>2,633</b>  | <b>34.2</b> | <b>3,738</b>            | <b>1,471</b>  | <b>39.4</b> | <b>3,971</b>            | <b>1,162</b>  | <b>29.3</b> |
| Fraud by computer                         | 303             | 46            | 15.2        | 137                     | 21            | 15.3        | 166                     | 25            | 15.1        |
| Fraud by cheque                           | 16              | 7             | 43.8        | 13                      | 7             | 53.8        | 3                       | 0             | 0.0         |
| Fraud by credit card                      | 2,912           | 1,128         | 38.7        | 1,387                   | 633           | 45.6        | 1,525                   | 495           | 32.5        |
| Identity fraud                            | 465             | 192           | 41.3        | 237                     | 109           | 46.0        | 228                     | 83            | 36.4        |
| Other fraud                               | 4,013           | 1,260         | 31.4        | 1,964                   | 701           | 35.7        | 2,049                   | 559           | 27.3        |
| <b>Handling stolen goods</b>              | <b>1,958</b>    | <b>1,806</b>  | <b>92.2</b> | <b>1,175</b>            | <b>1,087</b>  | <b>92.5</b> | <b>783</b>              | <b>719</b>    | <b>91.8</b> |
| Possess property suspected stolen         | 838             | 776           | 92.6        | 533                     | 496           | 93.1        | 305                     | 280           | 91.8        |
| Receiving stolen property                 | 67              | 67            | 100.0       | 46                      | 46            | 100.0       | 21                      | 21            | 100.0       |
| Possess etc. tainted property             | 1,044           | 959           | 91.9        | 591                     | 543           | 91.9        | 453                     | 416           | 91.8        |
| Other handling stolen goods               | 9               | 4             | 44.4        | 5                       | 2             | 40.0        | 4                       | 2             | 50.0        |
| <b>Total</b>                              | <b>81,345</b>   | <b>31,812</b> | <b>39.1</b> | <b>37,115</b>           | <b>15,375</b> | <b>41.4</b> | <b>44,230</b>           | <b>16,437</b> | <b>37.2</b> |

**Table A30 Offences against property, Central Police Region and Districts, recorded and cleared in 2023–24**

| Police Region / District                  | Central Region |              |             | Capricornia District |              |             | Mackay Whitsunday District |              |             |
|---|----------------|--------------|-------------|----------------------|--------------|-------------|----------------------------|--------------|-------------|
|   | Recorded       | Cleared      |             | Recorded             | Cleared      |             | Recorded                   | Cleared      |             |
| Offence                                   | number         | number       | %           | number               | number       | %           | number                     | number       | %           |
| <b>Unlawful entry</b>                     | <b>3,794</b>   | <b>1,079</b> | <b>28.4</b> | <b>2,291</b>         | <b>704</b>   | <b>30.7</b> | <b>1,503</b>               | <b>375</b>   | <b>25.0</b> |
| Unlawful entry with intent – dwelling     | 2,119          | 611          | 28.8        | 1,321                | 400          | 30.3        | 798                        | 211          | 26.4        |
| <i>Without violence</i>                   | 2,026          | 551          | 27.2        | 1,260                | 362          | 28.7        | 766                        | 189          | 24.7        |
| <i>With violence</i>                      | 93             | 60           | 64.5        | 61                   | 38           | 62.3        | 32                         | 22           | 68.8        |
| Unlawful entry with intent – shop         | 256            | 98           | 38.3        | 147                  | 67           | 45.6        | 109                        | 31           | 28.4        |
| Unlawful entry with intent – other        | 1,419          | 370          | 26.1        | 823                  | 237          | 28.8        | 596                        | 133          | 22.3        |
| <b>Arson</b>                              | <b>226</b>     | <b>34</b>    | <b>15.0</b> | <b>139</b>           | <b>22</b>    | <b>15.8</b> | <b>87</b>                  | <b>12</b>    | <b>13.8</b> |
| <b>Other property damage</b>              | <b>4,357</b>   | <b>2,187</b> | <b>50.2</b> | <b>2,674</b>         | <b>1,407</b> | <b>52.6</b> | <b>1,683</b>               | <b>780</b>   | <b>46.3</b> |
| <b>Unlawful use of motor vehicle</b>      | <b>1,653</b>   | <b>856</b>   | <b>51.8</b> | <b>916</b>           | <b>506</b>   | <b>55.2</b> | <b>737</b>                 | <b>350</b>   | <b>47.5</b> |
| <b>Other theft (excl. unlawful entry)</b> | <b>10,194</b>  | <b>4,235</b> | <b>41.5</b> | <b>5,626</b>         | <b>2,658</b> | <b>47.2</b> | <b>4,568</b>               | <b>1,577</b> | <b>34.5</b> |
| Stealing from dwellings                   | 740            | 242          | 32.7        | 455                  | 153          | 33.6        | 285                        | 89           | 31.2        |
| Shop stealing                             | 2,333          | 1,454        | 62.3        | 1,718                | 1,108        | 64.5        | 615                        | 346          | 56.3        |
| Vehicles (steal from/enter with intent)   | 2,436          | 418          | 17.2        | 1,159                | 270          | 23.3        | 1,277                      | 148          | 11.6        |
| Other stealing                            | 4,685          | 2,121        | 45.3        | 2,294                | 1,127        | 49.1        | 2,391                      | 994          | 41.6        |
| <b>Fraud</b>                              | <b>1,675</b>   | <b>627</b>   | <b>37.4</b> | <b>1,053</b>         | <b>431</b>   | <b>40.9</b> | <b>622</b>                 | <b>196</b>   | <b>31.5</b> |
| Fraud by computer                         | 83             | 15           | 18.1        | 49                   | 12           | 24.5        | 34                         | 3            | 8.8         |
| Fraud by cheque                           | 0              | 0            | n.c.        | 0                    | 0            | n.c.        | 0                          | 0            | n.c.        |
| Fraud by credit card                      | 653            | 325          | 49.8        | 424                  | 242          | 57.1        | 229                        | 83           | 36.2        |
| Identity fraud                            | 67             | 16           | 23.9        | 38                   | 9            | 23.7        | 29                         | 7            | 24.1        |
| Other fraud                               | 872            | 271          | 31.1        | 542                  | 168          | 31.0        | 330                        | 103          | 31.2        |
| <b>Handling stolen goods</b>              | <b>501</b>     | <b>415</b>   | <b>82.8</b> | <b>309</b>           | <b>253</b>   | <b>81.9</b> | <b>192</b>                 | <b>162</b>   | <b>84.4</b> |
| Possess property suspected stolen         | 231            | 180          | 77.9        | 151                  | 115          | 76.2        | 80                         | 65           | 81.2        |
| Receiving stolen property                 | 20             | 19           | 95.0        | 10                   | 10           | 100.0       | 10                         | 9            | 90.0        |
| Possess etc. tainted property             | 247            | 213          | 86.2        | 147                  | 127          | 86.4        | 100                        | 86           | 86.0        |
| Other handling stolen goods               | 3              | 3            | 100.0       | 1                    | 1            | 100.0       | 2                          | 2            | 100.0       |
| <b>Total</b>                              | <b>22,400</b>  | <b>9,433</b> | <b>42.1</b> | <b>13,008</b>        | <b>5,981</b> | <b>46.0</b> | <b>9,392</b>               | <b>3,452</b> | <b>36.8</b> |

n.c. not calculated

**Table A31 Offences against property, Far Northern Police Region and District, recorded and cleared in 2023–24**

| Police Region / District                  | Far Northern Region |              |             | Far North District |              |             |
|---|---------------------|--------------|-------------|--------------------|--------------|-------------|
|   | Recorded            | Cleared      |             | Recorded           | Cleared      |             |
| Offence                                   | number              | number       | %           | number             | number       | %           |
| <b>Unlawful entry</b>                     | <b>4,733</b>        | <b>1,604</b> | <b>33.9</b> | <b>4,733</b>       | <b>1,604</b> | <b>33.9</b> |
| Unlawful entry with intent – dwelling     | 3,190               | 1,016        | 31.8        | 3,190              | 1,016        | 31.8        |
| <i>Without violence</i>                   | 3,106               | 963          | 31.0        | 3,106              | 963          | 31.0        |
| <i>With violence</i>                      | 84                  | 53           | 63.1        | 84                 | 53           | 63.1        |
| Unlawful entry with intent – shop         | 295                 | 144          | 48.8        | 295                | 144          | 48.8        |
| Unlawful entry with intent – other        | 1,248               | 444          | 35.6        | 1,248              | 444          | 35.6        |
| <b>Arson</b>                              | <b>97</b>           | <b>35</b>    | <b>36.1</b> | <b>97</b>          | <b>35</b>    | <b>36.1</b> |
| <b>Other property damage</b>              | <b>4,126</b>        | <b>1,807</b> | <b>43.8</b> | <b>4,126</b>       | <b>1,807</b> | <b>43.8</b> |
| <b>Unlawful use of motor vehicle</b>      | <b>1,353</b>        | <b>773</b>   | <b>57.1</b> | <b>1,353</b>       | <b>773</b>   | <b>57.1</b> |
| <b>Other theft (excl. unlawful entry)</b> | <b>8,411</b>        | <b>3,544</b> | <b>42.1</b> | <b>8,411</b>       | <b>3,544</b> | <b>42.1</b> |
| Stealing from dwellings                   | 593                 | 159          | 26.8        | 593                | 159          | 26.8        |
| Shop stealing                             | 2,646               | 1,519        | 57.4        | 2,646              | 1,519        | 57.4        |
| Vehicles (steal from/enter with intent)   | 1,287               | 239          | 18.6        | 1,287              | 239          | 18.6        |
| Other stealing                            | 3,885               | 1,627        | 41.9        | 3,885              | 1,627        | 41.9        |
| <b>Fraud</b>                              | <b>1,332</b>        | <b>547</b>   | <b>41.1</b> | <b>1,332</b>       | <b>547</b>   | <b>41.1</b> |
| Fraud by computer                         | 70                  | 18           | 25.7        | 70                 | 18           | 25.7        |
| Fraud by cheque                           | 1                   | 0            | 0.0         | 1                  | 0            | 0.0         |
| Fraud by credit card                      | 645                 | 325          | 50.4        | 645                | 325          | 50.4        |
| Identity fraud                            | 47                  | 23           | 48.9        | 47                 | 23           | 48.9        |
| Other fraud                               | 569                 | 181          | 31.8        | 569                | 181          | 31.8        |
| <b>Handling stolen goods</b>              | <b>345</b>          | <b>309</b>   | <b>89.6</b> | <b>345</b>         | <b>309</b>   | <b>89.6</b> |
| Possess property suspected stolen         | 213                 | 192          | 90.1        | 213                | 192          | 90.1        |
| Receiving stolen property                 | 18                  | 18           | 100.0       | 18                 | 18           | 100.0       |
| Possess etc. tainted property             | 114                 | 99           | 86.8        | 114                | 99           | 86.8        |
| Other handling stolen goods               | 0                   | 0            | n.c.        | 0                  | 0            | n.c.        |
| <b>Total</b>                              | <b>20,397</b>       | <b>8,619</b> | <b>42.3</b> | <b>20,397</b>      | <b>8,619</b> | <b>42.3</b> |

n.c. not calculated

**Table A32 Offences against property, North Coast Police Region and Districts, recorded and cleared in 2023–24**

| Police Region / District                  | North Coast Region |               |             | Moreton District |              |             | Sunshine Coast District |              |             | Wide Bay Burnett District |              |             |
|---|--------------------|---------------|-------------|------------------|--------------|-------------|-------------------------|--------------|-------------|---------------------------|--------------|-------------|
|   | Recorded           | Cleared       |             | Recorded         | Cleared      |             | Recorded                | Cleared      |             | Recorded                  | Cleared      |             |
| Offence                                   | number             | number        | %           | number           | number       | %           | number                  | number       | %           | number                    | number       | %           |
| <b>Unlawful entry</b>                     | <b>6,179</b>       | <b>1,774</b>  | <b>28.7</b> | <b>2,398</b>     | <b>690</b>   | <b>28.8</b> | <b>1,551</b>            | <b>462</b>   | <b>29.8</b> | <b>2,230</b>              | <b>622</b>   | <b>27.9</b> |
| Unlawful entry with intent – dwelling     | 3,215              | 969           | 30.1        | 1,292            | 419          | 32.4        | 851                     | 245          | 28.8        | 1,072                     | 305          | 28.5        |
| <i>Without violence</i>                   | 3,091              | 885           | 28.6        | 1,239            | 382          | 30.8        | 825                     | 228          | 27.6        | 1,027                     | 275          | 26.8        |
| <i>With violence</i>                      | 124                | 84            | 67.7        | 53               | 37           | 69.8        | 26                      | 17           | 65.4        | 45                        | 30           | 66.7        |
| Unlawful entry with intent – shop         | 532                | 213           | 40.0        | 237              | 84           | 35.4        | 125                     | 63           | 50.4        | 170                       | 66           | 38.8        |
| Unlawful entry with intent – other        | 2,432              | 592           | 24.3        | 869              | 187          | 21.5        | 575                     | 154          | 26.8        | 988                       | 251          | 25.4        |
| <b>Arson</b>                              | <b>344</b>         | <b>93</b>     | <b>27.0</b> | <b>126</b>       | <b>48</b>    | <b>38.1</b> | <b>68</b>               | <b>24</b>    | <b>35.3</b> | <b>150</b>                | <b>21</b>    | <b>14.0</b> |
| <b>Other property damage</b>              | <b>7,494</b>       | <b>3,131</b>  | <b>41.8</b> | <b>3,224</b>     | <b>1,350</b> | <b>41.9</b> | <b>2,102</b>            | <b>830</b>   | <b>39.5</b> | <b>2,168</b>              | <b>951</b>   | <b>43.9</b> |
| <b>Unlawful use of motor vehicle</b>      | <b>2,876</b>       | <b>1,455</b>  | <b>50.6</b> | <b>1,174</b>     | <b>599</b>   | <b>51.0</b> | <b>871</b>              | <b>438</b>   | <b>50.3</b> | <b>831</b>                | <b>418</b>   | <b>50.3</b> |
| <b>Other theft (excl. unlawful entry)</b> | <b>24,740</b>      | <b>10,031</b> | <b>40.5</b> | <b>10,674</b>    | <b>3,806</b> | <b>35.7</b> | <b>7,682</b>            | <b>3,640</b> | <b>47.4</b> | <b>6,384</b>              | <b>2,585</b> | <b>40.5</b> |
| Stealing from dwellings                   | 1,404              | 355           | 25.3        | 561              | 147          | 26.2        | 387                     | 104          | 26.9        | 456                       | 104          | 22.8        |
| Shop stealing                             | 5,291              | 2,746         | 51.9        | 2,469            | 1,007        | 40.8        | 1,521                   | 949          | 62.4        | 1,301                     | 790          | 60.7        |
| Vehicles (steal from/enter with intent)   | 5,040              | 953           | 18.9        | 2,263            | 420          | 18.6        | 1,488                   | 294          | 19.8        | 1,289                     | 239          | 18.5        |
| Other stealing                            | 13,005             | 5,977         | 46.0        | 5,381            | 2,232        | 41.5        | 4,286                   | 2,293        | 53.5        | 3,338                     | 1,452        | 43.5        |
| <b>Fraud</b>                              | <b>4,312</b>       | <b>1,817</b>  | <b>42.1</b> | <b>1,871</b>     | <b>805</b>   | <b>43.0</b> | <b>1,218</b>            | <b>468</b>   | <b>38.4</b> | <b>1,223</b>              | <b>544</b>   | <b>44.5</b> |
| Fraud by computer                         | 240                | 49            | 20.4        | 83               | 16           | 19.3        | 109                     | 29           | 26.6        | 48                        | 4            | 8.3         |
| Fraud by cheque                           | 38                 | 35            | 92.1        | 2                | 1            | 50.0        | 1                       | 0            | 0.0         | 35                        | 34           | 97.1        |
| Fraud by credit card                      | 1,324              | 734           | 55.4        | 497              | 228          | 45.9        | 390                     | 243          | 62.3        | 437                       | 263          | 60.2        |
| Identity fraud                            | 212                | 39            | 18.4        | 104              | 15           | 14.4        | 65                      | 14           | 21.5        | 43                        | 10           | 23.3        |
| Other fraud                               | 2,498              | 960           | 38.4        | 1,185            | 545          | 46.0        | 653                     | 182          | 27.9        | 660                       | 233          | 35.3        |
| <b>Handling stolen goods</b>              | <b>996</b>         | <b>872</b>    | <b>87.6</b> | <b>294</b>       | <b>249</b>   | <b>84.7</b> | <b>265</b>              | <b>232</b>   | <b>87.5</b> | <b>437</b>                | <b>391</b>   | <b>89.5</b> |
| Possess property suspected stolen         | 471                | 396           | 84.1        | 153              | 127          | 83.0        | 128                     | 111          | 86.7        | 190                       | 158          | 83.2        |
| Receiving stolen property                 | 107                | 101           | 94.4        | 8                | 5            | 62.5        | 7                       | 7            | 100.0       | 92                        | 89           | 96.7        |
| Possess etc. tainted property             | 416                | 373           | 89.7        | 133              | 117          | 88.0        | 130                     | 114          | 87.7        | 153                       | 142          | 92.8        |
| Other handling stolen goods               | 2                  | 2             | 100.0       | 0                | 0            | n.c.        | 0                       | 0            | n.c.        | 2                         | 2            | 100.0       |
| <b>Total</b>                              | <b>46,941</b>      | <b>19,173</b> | <b>40.8</b> | <b>19,761</b>    | <b>7,547</b> | <b>38.2</b> | <b>13,757</b>           | <b>6,094</b> | <b>44.3</b> | <b>13,423</b>             | <b>5,532</b> | <b>41.2</b> |

n.c. not calculated

**Table A33 Offences against property, Northern Police Region and Districts, recorded and cleared in 2023–24**

| Police Region / District                  | Northern Region |              |             | Mount Isa District |              |             | Townsville District |              |             |
|---|-----------------|--------------|-------------|--------------------|--------------|-------------|---------------------|--------------|-------------|
|   | Recorded        | Cleared      |             | Recorded           | Cleared      |             | Recorded            | Cleared      |             |
| Offence                                   | number          | number       | %           | number             | number       | %           | number              | number       | %           |
| <b>Unlawful entry</b>                     | <b>5,633</b>    | <b>1,327</b> | <b>23.6</b> | <b>1,012</b>       | <b>362</b>   | <b>35.8</b> | <b>4,621</b>        | <b>965</b>   | <b>20.9</b> |
| Unlawful entry with intent – dwelling     | 4,237           | 896          | 21.1        | 735                | 246          | 33.5        | 3,502               | 650          | 18.6        |
| <i>Without violence</i>                   | 4,113           | 817          | 19.9        | 698                | 218          | 31.2        | 3,415               | 599          | 17.5        |
| <i>With violence</i>                      | 124             | 79           | 63.7        | 37                 | 28           | 75.7        | 87                  | 51           | 58.6        |
| Unlawful entry with intent – shop         | 269             | 103          | 38.3        | 37                 | 18           | 48.6        | 232                 | 85           | 36.6        |
| Unlawful entry with intent – other        | 1,126           | 327          | 29.0        | 240                | 98           | 40.8        | 886                 | 229          | 25.8        |
| <b>Arson</b>                              | <b>215</b>      | <b>41</b>    | <b>19.1</b> | <b>39</b>          | <b>7</b>     | <b>17.9</b> | <b>176</b>          | <b>34</b>    | <b>19.3</b> |
| <b>Other property damage</b>              | <b>4,876</b>    | <b>2,219</b> | <b>45.5</b> | <b>1,162</b>       | <b>590</b>   | <b>50.8</b> | <b>3,714</b>        | <b>1,629</b> | <b>43.9</b> |
| <b>Unlawful use of motor vehicle</b>      | <b>2,032</b>    | <b>914</b>   | <b>45.0</b> | <b>262</b>         | <b>139</b>   | <b>53.1</b> | <b>1,770</b>        | <b>775</b>   | <b>43.8</b> |
| <b>Other theft (excl. unlawful entry)</b> | <b>8,945</b>    | <b>3,218</b> | <b>36.0</b> | <b>1,008</b>       | <b>358</b>   | <b>35.5</b> | <b>7,937</b>        | <b>2,860</b> | <b>36.0</b> |
| Stealing from dwellings                   | 675             | 180          | 26.7        | 113                | 42           | 37.2        | 562                 | 138          | 24.6        |
| Shop stealing                             | 2,214           | 1,163        | 52.5        | 273                | 116          | 42.5        | 1,941               | 1,047        | 53.9        |
| Vehicles (steal from/enter with intent)   | 2,010           | 273          | 13.6        | 247                | 66           | 26.7        | 1,763               | 207          | 11.7        |
| Other stealing                            | 4,046           | 1,602        | 39.6        | 375                | 134          | 35.7        | 3,671               | 1,468        | 40.0        |
| <b>Fraud</b>                              | <b>1,023</b>    | <b>405</b>   | <b>39.6</b> | <b>150</b>         | <b>86</b>    | <b>57.3</b> | <b>873</b>          | <b>319</b>   | <b>36.5</b> |
| Fraud by computer                         | 54              | 9            | 16.7        | 4                  | 0            | 0.0         | 50                  | 9            | 18.0        |
| Fraud by cheque                           | 0               | 0            | n.c.        | 0                  | 0            | n.c.        | 0                   | 0            | n.c.        |
| Fraud by credit card                      | 456             | 203          | 44.5        | 89                 | 65           | 73.0        | 367                 | 138          | 37.6        |
| Identity fraud                            | 46              | 12           | 26.1        | 6                  | 5            | 83.3        | 40                  | 7            | 17.5        |
| Other fraud                               | 467             | 181          | 38.8        | 51                 | 16           | 31.4        | 416                 | 165          | 39.7        |
| <b>Handling stolen goods</b>              | <b>313</b>      | <b>264</b>   | <b>84.3</b> | <b>59</b>          | <b>51</b>    | <b>86.4</b> | <b>254</b>          | <b>213</b>   | <b>83.9</b> |
| Possess property suspected stolen         | 93              | 70           | 75.3        | 18                 | 12           | 66.7        | 75                  | 58           | 77.3        |
| Receiving stolen property                 | 12              | 11           | 91.7        | 2                  | 2            | 100.0       | 10                  | 9            | 90.0        |
| Possess etc. tainted property             | 207             | 182          | 87.9        | 38                 | 36           | 94.7        | 169                 | 146          | 86.4        |
| Other handling stolen goods               | 1               | 1            | 100.0       | 1                  | 1            | 100.0       | 0                   | 0            | n.c.        |
| <b>Total</b>                              | <b>23,037</b>   | <b>8,388</b> | <b>36.4</b> | <b>3,692</b>       | <b>1,593</b> | <b>43.1</b> | <b>19,345</b>       | <b>6,795</b> | <b>35.1</b> |

n.c. not calculated

**Table A34 Offences against property, South Eastern Police Region and Districts, recorded and cleared in 2023–24**

| Police Region / District                  | South Eastern Region |               |             | Gold Coast District |               |             | Logan District |              |             |
|---|----------------------|---------------|-------------|---------------------|---------------|-------------|----------------|--------------|-------------|
|   | Recorded             | Cleared       |             | Recorded            | Cleared       |             | Recorded       | Cleared      |             |
| Offence                                   | number               | number        | %           | number              | number        | %           | number         | number       | %           |
| <b>Unlawful entry</b>                     | <b>8,341</b>         | <b>1,786</b>  | <b>21.4</b> | <b>4,517</b>        | <b>1,193</b>  | <b>26.4</b> | <b>3,824</b>   | <b>593</b>   | <b>15.5</b> |
| Unlawful entry with intent – dwelling     | 4,468                | 981           | 22.0        | 2,458               | 671           | 27.3        | 2,010          | 310          | 15.4        |
| <i>Without violence</i>                   | 4,301                | 903           | 21.0        | 2,384               | 627           | 26.3        | 1,917          | 276          | 14.4        |
| <i>With violence</i>                      | 167                  | 78            | 46.7        | 74                  | 44            | 59.5        | 93             | 34           | 36.6        |
| Unlawful entry with intent – shop         | 849                  | 254           | 29.9        | 375                 | 156           | 41.6        | 474            | 98           | 20.7        |
| Unlawful entry with intent – other        | 3,024                | 551           | 18.2        | 1,684               | 366           | 21.7        | 1,340          | 185          | 13.8        |
| <b>Arson</b>                              | <b>317</b>           | <b>60</b>     | <b>18.9</b> | <b>123</b>          | <b>27</b>     | <b>22.0</b> | <b>194</b>     | <b>33</b>    | <b>17.0</b> |
| <b>Other property damage</b>              | <b>8,439</b>         | <b>3,572</b>  | <b>42.3</b> | <b>4,256</b>        | <b>1,722</b>  | <b>40.5</b> | <b>4,183</b>   | <b>1,850</b> | <b>44.2</b> |
| <b>Unlawful use of motor vehicle</b>      | <b>4,824</b>         | <b>2,031</b>  | <b>42.1</b> | <b>2,880</b>        | <b>1,325</b>  | <b>46.0</b> | <b>1,944</b>   | <b>706</b>   | <b>36.3</b> |
| <b>Other theft (excl. unlawful entry)</b> | <b>35,557</b>        | <b>10,119</b> | <b>28.5</b> | <b>20,357</b>       | <b>6,351</b>  | <b>31.2</b> | <b>15,200</b>  | <b>3,768</b> | <b>24.8</b> |
| Stealing from dwellings                   | 1,449                | 306           | 21.1        | 775                 | 173           | 22.3        | 674            | 133          | 19.7        |
| Shop stealing                             | 7,143                | 3,082         | 43.1        | 4,013               | 1,790         | 44.6        | 3,130          | 1,292        | 41.3        |
| Vehicles (steal from/enter with intent)   | 8,314                | 854           | 10.3        | 4,589               | 564           | 12.3        | 3,725          | 290          | 7.8         |
| Other stealing                            | 18,651               | 5,877         | 31.5        | 10,980              | 3,824         | 34.8        | 7,671          | 2,053        | 26.8        |
| <b>Fraud</b>                              | <b>5,339</b>         | <b>1,658</b>  | <b>31.1</b> | <b>3,091</b>        | <b>1,121</b>  | <b>36.3</b> | <b>2,248</b>   | <b>537</b>   | <b>23.9</b> |
| Fraud by computer                         | 255                  | 39            | 15.3        | 167                 | 27            | 16.2        | 88             | 12           | 13.6        |
| Fraud by cheque                           | 13                   | 2             | 15.4        | 7                   | 2             | 28.6        | 6              | 0            | 0.0         |
| Fraud by credit card                      | 1,713                | 589           | 34.4        | 969                 | 399           | 41.2        | 744            | 190          | 25.5        |
| Identity fraud                            | 298                  | 72            | 24.2        | 206                 | 50            | 24.3        | 92             | 22           | 23.9        |
| Other fraud                               | 3,060                | 956           | 31.2        | 1,742               | 643           | 36.9        | 1,318          | 313          | 23.7        |
| <b>Handling stolen goods</b>              | <b>1,496</b>         | <b>1,316</b>  | <b>88.0</b> | <b>1,095</b>        | <b>984</b>    | <b>89.9</b> | <b>401</b>     | <b>332</b>   | <b>82.8</b> |
| Possess property suspected stolen         | 714                  | 626           | 87.7        | 562                 | 504           | 89.7        | 152            | 122          | 80.3        |
| Receiving stolen property                 | 85                   | 81            | 95.3        | 55                  | 52            | 94.5        | 30             | 29           | 96.7        |
| Possess etc. tainted property             | 640                  | 577           | 90.2        | 426                 | 400           | 93.9        | 214            | 177          | 82.7        |
| Other handling stolen goods               | 57                   | 32            | 56.1        | 52                  | 28            | 53.8        | 5              | 4            | 80.0        |
| <b>Total</b>                              | <b>64,313</b>        | <b>20,542</b> | <b>31.9</b> | <b>36,319</b>       | <b>12,723</b> | <b>35.0</b> | <b>27,994</b>  | <b>7,819</b> | <b>27.9</b> |

**Table A35 Offences against property, Southern Police Region and Districts, recorded and cleared in 2023–24**

| Police Region / District                  | Southern Region |               |             | Darling Downs District |              |             | Ipswich District |              |             | South West District |              |             |
|---|-----------------|---------------|-------------|------------------------|--------------|-------------|------------------|--------------|-------------|---------------------|--------------|-------------|
|   | Recorded        | Cleared       |             | Recorded               | Cleared      |             | Recorded         | Cleared      |             | Recorded            | Cleared      |             |
| Offence                                   | number          | number        | %           | number                 | number       | %           | number           | number       | %           | number              | number       | %           |
| <b>Unlawful entry</b>                     | <b>4,920</b>    | <b>1,482</b>  | <b>30.1</b> | <b>2,575</b>           | <b>821</b>   | <b>31.9</b> | <b>1,661</b>     | <b>455</b>   | <b>27.4</b> | <b>684</b>          | <b>206</b>   | <b>30.1</b> |
| Unlawful entry with intent – dwelling     | 2,785           | 905           | 32.5        | 1,579                  | 514          | 32.6        | 903              | 280          | 31.0        | 303                 | 111          | 36.6        |
| <i>Without violence</i>                   | 2,617           | 795           | 30.4        | 1,491                  | 463          | 31.1        | 850              | 242          | 28.5        | 276                 | 90           | 32.6        |
| <i>With violence</i>                      | 168             | 110           | 65.5        | 88                     | 51           | 58.0        | 53               | 38           | 71.7        | 27                  | 21           | 77.8        |
| Unlawful entry with intent – shop         | 354             | 143           | 40.4        | 163                    | 67           | 41.1        | 142              | 61           | 43.0        | 49                  | 15           | 30.6        |
| Unlawful entry with intent – other        | 1,781           | 434           | 24.4        | 833                    | 240          | 28.8        | 616              | 114          | 18.5        | 332                 | 80           | 24.1        |
| <b>Arson</b>                              | <b>270</b>      | <b>96</b>     | <b>35.6</b> | <b>112</b>             | <b>34</b>    | <b>30.4</b> | <b>98</b>        | <b>39</b>    | <b>39.8</b> | <b>60</b>           | <b>23</b>    | <b>38.3</b> |
| <b>Other property damage</b>              | <b>5,800</b>    | <b>2,866</b>  | <b>49.4</b> | <b>2,443</b>           | <b>1,205</b> | <b>49.3</b> | <b>2,680</b>     | <b>1,330</b> | <b>49.6</b> | <b>677</b>          | <b>331</b>   | <b>48.9</b> |
| <b>Unlawful use of motor vehicle</b>      | <b>2,007</b>    | <b>1,000</b>  | <b>49.8</b> | <b>977</b>             | <b>514</b>   | <b>52.6</b> | <b>745</b>       | <b>364</b>   | <b>48.9</b> | <b>285</b>          | <b>122</b>   | <b>42.8</b> |
| <b>Other theft (excl. unlawful entry)</b> | <b>14,993</b>   | <b>6,313</b>  | <b>42.1</b> | <b>6,097</b>           | <b>3,152</b> | <b>51.7</b> | <b>7,454</b>     | <b>2,641</b> | <b>35.4</b> | <b>1,442</b>        | <b>520</b>   | <b>36.1</b> |
| Stealing from dwellings                   | 758             | 243           | 32.1        | 344                    | 127          | 36.9        | 337              | 93           | 27.6        | 77                  | 23           | 29.9        |
| Shop stealing                             | 4,036           | 2,476         | 61.3        | 1,692                  | 1,227        | 72.5        | 2,189            | 1,145        | 52.3        | 155                 | 104          | 67.1        |
| Vehicles (steal from/enter with intent)   | 3,323           | 564           | 17.0        | 1,220                  | 276          | 22.6        | 1,726            | 214          | 12.4        | 377                 | 74           | 19.6        |
| Other stealing                            | 6,876           | 3,030         | 44.1        | 2,841                  | 1,522        | 53.6        | 3,202            | 1,189        | 37.1        | 833                 | 319          | 38.3        |
| <b>Fraud</b>                              | <b>2,405</b>    | <b>946</b>    | <b>39.3</b> | <b>1,111</b>           | <b>505</b>   | <b>45.5</b> | <b>1,099</b>     | <b>346</b>   | <b>31.5</b> | <b>195</b>          | <b>95</b>    | <b>48.7</b> |
| Fraud by computer                         | 134             | 13            | 9.7         | 70                     | 7            | 10.0        | 53               | 5            | 9.4         | 11                  | 1            | 9.1         |
| Fraud by cheque                           | 13              | 9             | 69.2        | 12                     | 8            | 66.7        | 1                | 1            | 100.0       | 0                   | 0            | n.c.        |
| Fraud by credit card                      | 554             | 306           | 55.2        | 243                    | 167          | 68.7        | 265              | 109          | 41.1        | 46                  | 30           | 65.2        |
| Identity fraud                            | 122             | 14            | 11.5        | 40                     | 5            | 12.5        | 76               | 7            | 9.2         | 6                   | 2            | 33.3        |
| Other fraud                               | 1,582           | 604           | 38.2        | 746                    | 318          | 42.6        | 704              | 224          | 31.8        | 132                 | 62           | 47.0        |
| <b>Handling stolen goods</b>              | <b>639</b>      | <b>566</b>    | <b>88.6</b> | <b>314</b>             | <b>283</b>   | <b>90.1</b> | <b>258</b>       | <b>222</b>   | <b>86.0</b> | <b>67</b>           | <b>61</b>    | <b>91.0</b> |
| Possess property suspected stolen         | 257             | 224           | 87.2        | 100                    | 90           | 90.0        | 123              | 102          | 82.9        | 34                  | 32           | 94.1        |
| Receiving stolen property                 | 34              | 32            | 94.1        | 23                     | 21           | 91.3        | 7                | 7            | 100.0       | 4                   | 4            | 100.0       |
| Possess etc. tainted property             | 338             | 301           | 89.1        | 185                    | 166          | 89.7        | 127              | 113          | 89.0        | 26                  | 22           | 84.6        |
| Other handling stolen goods               | 10              | 9             | 90.0        | 6                      | 6            | 100.0       | 1                | 0            | 0.0         | 3                   | 3            | 100.0       |
| <b>Total</b>                              | <b>31,034</b>   | <b>13,269</b> | <b>42.8</b> | <b>13,629</b>          | <b>6,514</b> | <b>47.8</b> | <b>13,995</b>    | <b>5,397</b> | <b>38.6</b> | <b>3,410</b>        | <b>1,358</b> | <b>39.8</b> |

n.c. not calculated

**3.2.3. Other offences****Table A36 Other offences, Brisbane Police Region and Districts, recorded and cleared in 2023–24**

| Police Region / District                   | Brisbane Region |               |             | North Brisbane District |               |             | South Brisbane District |               |             |
|--|-----------------|---------------|-------------|-------------------------|---------------|-------------|-------------------------|---------------|-------------|
|  | Recorded        | Cleared       |             | Recorded                | Cleared       |             | Recorded                | Cleared       |             |
| Offence                                    | number          | number        | %           | number                  | number        | %           | number                  | number        | %           |
| <b>Drug offences</b>                       | <b>14,941</b>   | <b>14,129</b> | <b>94.6</b> | <b>8,724</b>            | <b>8,286</b>  | <b>95.0</b> | <b>6,217</b>            | <b>5,843</b>  | <b>94.0</b> |
| Trafficking drugs                          | 107             | 100           | 93.5        | 50                      | 46            | 92.0        | 57                      | 54            | 94.7        |
| Possess drugs                              | 7,649           | 7,124         | 93.1        | 4,538                   | 4,236         | 93.3        | 3,111                   | 2,888         | 92.8        |
| Produce drugs                              | 112             | 105           | 93.8        | 54                      | 53            | 98.1        | 58                      | 52            | 89.7        |
| Sell/supply drugs                          | 623             | 581           | 93.3        | 326                     | 316           | 96.9        | 297                     | 265           | 89.2        |
| Other drug offences                        | 6,450           | 6,219         | 96.4        | 3,756                   | 3,635         | 96.8        | 2,694                   | 2,584         | 95.9        |
| <b>Liquor offences (excl. drunkenness)</b> | <b>403</b>      | <b>387</b>    | <b>96.0</b> | <b>298</b>              | <b>286</b>    | <b>96.0</b> | <b>105</b>              | <b>101</b>    | <b>96.2</b> |
| <b>Breach domestic violence order</b>      | <b>9,440</b>    | <b>5,167</b>  | <b>54.7</b> | <b>3,483</b>            | <b>1,929</b>  | <b>55.4</b> | <b>5,957</b>            | <b>3,238</b>  | <b>54.4</b> |
| <b>Trespassing and vagrancy</b>            | <b>1,675</b>    | <b>1,149</b>  | <b>68.6</b> | <b>690</b>              | <b>494</b>    | <b>71.6</b> | <b>985</b>              | <b>655</b>    | <b>66.5</b> |
| <b>Weapons Act offences</b>                | <b>1,785</b>    | <b>1,654</b>  | <b>92.7</b> | <b>961</b>              | <b>892</b>    | <b>92.8</b> | <b>824</b>              | <b>762</b>    | <b>92.5</b> |
| <b>Good order offences</b>                 | <b>8,607</b>    | <b>7,166</b>  | <b>83.3</b> | <b>5,292</b>            | <b>4,568</b>  | <b>86.3</b> | <b>3,315</b>            | <b>2,598</b>  | <b>78.4</b> |
| Disobey move-on direction                  | 132             | 129           | 97.7        | 100                     | 97            | 97.0        | 32                      | 32            | 100.0       |
| Resist, incite, hinder, obstruct           | 4,191           | 3,178         | 75.8        | 2,441                   | 1,910         | 78.2        | 1,750                   | 1,268         | 72.5        |
| Fare evasion                               | 358             | 252           | 70.4        | 188                     | 134           | 71.3        | 170                     | 118           | 69.4        |
| Public nuisance                            | 3,926           | 3,607         | 91.9        | 2,563                   | 2,427         | 94.7        | 1,363                   | 1,180         | 86.6        |
| <b>Traffic and related offences</b>        | <b>8,354</b>    | <b>8,120</b>  | <b>97.2</b> | <b>3,650</b>            | <b>3,546</b>  | <b>97.2</b> | <b>4,704</b>            | <b>4,574</b>  | <b>97.2</b> |
| Dangerous operation of a vehicle           | 388             | 266           | 68.6        | 158                     | 105           | 66.5        | 230                     | 161           | 70.0        |
| Drink/drug driving                         | 4,786           | 4,713         | 98.5        | 2,339                   | 2,305         | 98.5        | 2,447                   | 2,408         | 98.4        |
| Disqualified driving                       | 3,174           | 3,140         | 98.9        | 1,150                   | 1,135         | 98.7        | 2,024                   | 2,005         | 99.1        |
| Interfere with mechanism of motor vehicle  | 6               | 1             | 16.7        | 3                       | 1             | 33.3        | 3                       | 0             | 0.0         |
| <b>Miscellaneous offences</b>              | <b>1,597</b>    | <b>1,206</b>  | <b>75.5</b> | <b>1,153</b>            | <b>821</b>    | <b>71.2</b> | <b>444</b>              | <b>385</b>    | <b>86.7</b> |
| <b>Total</b>                               | <b>46,802</b>   | <b>38,978</b> | <b>83.3</b> | <b>24,251</b>           | <b>20,822</b> | <b>85.9</b> | <b>22,551</b>           | <b>18,156</b> | <b>80.5</b> |

**Table A37 Other offences, Central Police Region and Districts, recorded and cleared in 2023–24**

| Police Region / District                   | Central Region |               |             | Capricornia District |               |             | Mackay Whitsunday District |              |             |
|--|----------------|---------------|-------------|----------------------|---------------|-------------|----------------------------|--------------|-------------|
|  | Recorded       | Cleared       |             | Recorded             | Cleared       |             | Recorded                   | Cleared      |             |
| Offence                                    | number         | number        | %           | number               | number        | %           | number                     | number       | %           |
| <b>Drug offences</b>                       | <b>6,392</b>   | <b>5,824</b>  | <b>91.1</b> | <b>3,809</b>         | <b>3,456</b>  | <b>90.7</b> | <b>2,583</b>               | <b>2,368</b> | <b>91.7</b> |
| Trafficking drugs                          | 35             | 35            | 100.0       | 27                   | 27            | 100.0       | 8                          | 8            | 100.0       |
| Possess drugs                              | 3,022          | 2,688         | 88.9        | 1,739                | 1,531         | 88.0        | 1,283                      | 1,157        | 90.2        |
| Produce drugs                              | 117            | 109           | 93.2        | 77                   | 74            | 96.1        | 40                         | 35           | 87.5        |
| Sell/supply drugs                          | 412            | 388           | 94.2        | 303                  | 283           | 93.4        | 109                        | 105          | 96.3        |
| Other drug offences                        | 2,806          | 2,604         | 92.8        | 1,663                | 1,541         | 92.7        | 1,143                      | 1,063        | 93.0        |
| <b>Liquor offences (excl. drunkenness)</b> | <b>261</b>     | <b>252</b>    | <b>96.6</b> | <b>136</b>           | <b>131</b>    | <b>96.3</b> | <b>125</b>                 | <b>121</b>   | <b>96.8</b> |
| <b>Breach domestic violence order</b>      | <b>7,669</b>   | <b>3,964</b>  | <b>51.7</b> | <b>5,199</b>         | <b>2,809</b>  | <b>54.0</b> | <b>2,470</b>               | <b>1,155</b> | <b>46.8</b> |
| <b>Trespassing and vagrancy</b>            | <b>738</b>     | <b>494</b>    | <b>66.9</b> | <b>502</b>           | <b>332</b>    | <b>66.1</b> | <b>236</b>                 | <b>162</b>   | <b>68.6</b> |
| <b>Weapons Act offences</b>                | <b>855</b>     | <b>744</b>    | <b>87.0</b> | <b>562</b>           | <b>503</b>    | <b>89.5</b> | <b>293</b>                 | <b>241</b>   | <b>82.3</b> |
| <b>Good order offences</b>                 | <b>4,710</b>   | <b>3,915</b>  | <b>83.1</b> | <b>2,870</b>         | <b>2,394</b>  | <b>83.4</b> | <b>1,840</b>               | <b>1,521</b> | <b>82.7</b> |
| Disobey move-on direction                  | 103            | 102           | 99.0        | 43                   | 43            | 100.0       | 60                         | 59           | 98.3        |
| Resist, incite, hinder, obstruct           | 2,268          | 1,708         | 75.3        | 1,389                | 1,069         | 77.0        | 879                        | 639          | 72.7        |
| Fare evasion                               | 54             | 28            | 51.9        | 38                   | 18            | 47.4        | 16                         | 10           | 62.5        |
| Public nuisance                            | 2,285          | 2,077         | 90.9        | 1,400                | 1,264         | 90.3        | 885                        | 813          | 91.9        |
| <b>Traffic and related offences</b>        | <b>4,942</b>   | <b>4,752</b>  | <b>96.2</b> | <b>2,791</b>         | <b>2,691</b>  | <b>96.4</b> | <b>2,151</b>               | <b>2,061</b> | <b>95.8</b> |
| Dangerous operation of a vehicle           | 306            | 194           | 63.4        | 156                  | 102           | 65.4        | 150                        | 92           | 61.3        |
| Drink/drug driving                         | 3,427          | 3,370         | 98.3        | 1,839                | 1,804         | 98.1        | 1,588                      | 1,566        | 98.6        |
| Disqualified driving                       | 1,207          | 1,187         | 98.3        | 796                  | 785           | 98.6        | 411                        | 402          | 97.8        |
| Interfere with mechanism of motor vehicle  | 2              | 1             | 50.0        | 0                    | 0             | n.c.        | 2                          | 1            | 50.0        |
| <b>Miscellaneous offences</b>              | <b>408</b>     | <b>356</b>    | <b>87.3</b> | <b>250</b>           | <b>218</b>    | <b>87.2</b> | <b>158</b>                 | <b>138</b>   | <b>87.3</b> |
| <b>Total</b>                               | <b>25,975</b>  | <b>20,301</b> | <b>78.2</b> | <b>16,119</b>        | <b>12,534</b> | <b>77.8</b> | <b>9,856</b>               | <b>7,767</b> | <b>78.8</b> |

n.c. not calculated

**Table A38 Other offences, Far Northern Police Region and District, recorded and cleared in 2023–24**

| Police Region / District                   | Far Northern Region |               |             | Far North District |               |             |
|--|---------------------|---------------|-------------|--------------------|---------------|-------------|
|  | Recorded            | Cleared       |             | Recorded           | Cleared       |             |
| Offence                                    | number              | number        | %           | number             | number        | %           |
| <b>Drug offences</b>                       | <b>4,107</b>        | <b>3,691</b>  | <b>89.9</b> | <b>4,107</b>       | <b>3,691</b>  | <b>89.9</b> |
| Trafficking drugs                          | 37                  | 34            | 91.9        | 37                 | 34            | 91.9        |
| Possess drugs                              | 2,074               | 1,848         | 89.1        | 2,074              | 1,848         | 89.1        |
| Produce drugs                              | 92                  | 80            | 87.0        | 92                 | 80            | 87.0        |
| Sell/supply drugs                          | 244                 | 201           | 82.4        | 244                | 201           | 82.4        |
| Other drug offences                        | 1,660               | 1,528         | 92.0        | 1,660              | 1,528         | 92.0        |
| <b>Liquor offences (excl. drunkenness)</b> | <b>671</b>          | <b>637</b>    | <b>94.9</b> | <b>671</b>         | <b>637</b>    | <b>94.9</b> |
| <b>Breach domestic violence order</b>      | <b>8,354</b>        | <b>3,761</b>  | <b>45.0</b> | <b>8,354</b>       | <b>3,761</b>  | <b>45.0</b> |
| <b>Trespassing and vagrancy</b>            | <b>755</b>          | <b>513</b>    | <b>67.9</b> | <b>755</b>         | <b>513</b>    | <b>67.9</b> |
| <b>Weapons Act offences</b>                | <b>557</b>          | <b>476</b>    | <b>85.5</b> | <b>557</b>         | <b>476</b>    | <b>85.5</b> |
| <b>Good order offences</b>                 | <b>4,477</b>        | <b>3,959</b>  | <b>88.4</b> | <b>4,477</b>       | <b>3,959</b>  | <b>88.4</b> |
| Disobey move-on direction                  | 46                  | 46            | 100.0       | 46                 | 46            | 100.0       |
| Resist, incite, hinder, obstruct           | 1,629               | 1,371         | 84.2        | 1,629              | 1,371         | 84.2        |
| Fare evasion                               | 56                  | 20            | 35.7        | 56                 | 20            | 35.7        |
| Public nuisance                            | 2,746               | 2,522         | 91.8        | 2,746              | 2,522         | 91.8        |
| <b>Traffic and related offences</b>        | <b>3,398</b>        | <b>3,291</b>  | <b>96.9</b> | <b>3,398</b>       | <b>3,291</b>  | <b>96.9</b> |
| Dangerous operation of a vehicle           | 209                 | 146           | 69.9        | 209                | 146           | 69.9        |
| Drink/drug driving                         | 2,271               | 2,248         | 99.0        | 2,271              | 2,248         | 99.0        |
| Disqualified driving                       | 916                 | 896           | 97.8        | 916                | 896           | 97.8        |
| Interfere with mechanism of motor vehicle  | 2                   | 1             | 50.0        | 2                  | 1             | 50.0        |
| <b>Miscellaneous offences</b>              | <b>537</b>          | <b>445</b>    | <b>82.9</b> | <b>537</b>         | <b>445</b>    | <b>82.9</b> |
| <b>Total</b>                               | <b>22,856</b>       | <b>16,773</b> | <b>73.4</b> | <b>22,856</b>      | <b>16,773</b> | <b>73.4</b> |

**Table A39 Other offences, North Coast Police Region and Districts, recorded and cleared in 2023–24**

| Police Region / District                   | North Coast Region |               |             | Moreton District |               |             | Sunshine Coast District |              |             | Wide Bay Burnett District |              |             |
|--|--------------------|---------------|-------------|------------------|---------------|-------------|-------------------------|--------------|-------------|---------------------------|--------------|-------------|
|  | Recorded           | Cleared       |             | Recorded         | Cleared       |             | Recorded                | Cleared      |             | Recorded                  | Cleared      |             |
| Offence                                    | number             | number        | %           | number           | number        | %           | number                  | number       | %           | number                    | number       | %           |
| <b>Drug offences</b>                       | <b>11,595</b>      | <b>10,794</b> | <b>93.1</b> | <b>5,424</b>     | <b>5,071</b>  | <b>93.5</b> | <b>3,000</b>            | <b>2,799</b> | <b>93.3</b> | <b>3,171</b>              | <b>2,924</b> | <b>92.2</b> |
| Trafficking drugs                          | 106                | 95            | 89.6        | 52               | 49            | 94.2        | 41                      | 35           | 85.4        | 13                        | 11           | 84.6        |
| Possess drugs                              | 5,222              | 4,768         | 91.3        | 2,288            | 2,090         | 91.3        | 1,475                   | 1,353        | 91.7        | 1,459                     | 1,325        | 90.8        |
| Produce drugs                              | 242                | 216           | 89.3        | 79               | 70            | 88.6        | 54                      | 49           | 90.7        | 109                       | 97           | 89.0        |
| Sell/supply drugs                          | 1,521              | 1,483         | 97.5        | 950              | 934           | 98.3        | 253                     | 240          | 94.9        | 318                       | 309          | 97.2        |
| Other drug offences                        | 4,504              | 4,232         | 94.0        | 2,055            | 1,928         | 93.8        | 1,177                   | 1,122        | 95.3        | 1,272                     | 1,182        | 92.9        |
| <b>Liquor offences (excl. drunkenness)</b> | <b>185</b>         | <b>173</b>    | <b>93.5</b> | <b>47</b>        | <b>44</b>     | <b>93.6</b> | <b>86</b>               | <b>81</b>    | <b>94.2</b> | <b>52</b>                 | <b>48</b>    | <b>92.3</b> |
| <b>Breach domestic violence order</b>      | <b>11,304</b>      | <b>5,807</b>  | <b>51.4</b> | <b>4,958</b>     | <b>2,561</b>  | <b>51.7</b> | <b>2,715</b>            | <b>1,447</b> | <b>53.3</b> | <b>3,631</b>              | <b>1,799</b> | <b>49.5</b> |
| <b>Trespassing and vagrancy</b>            | <b>1,233</b>       | <b>853</b>    | <b>69.2</b> | <b>385</b>       | <b>242</b>    | <b>62.9</b> | <b>465</b>              | <b>355</b>   | <b>76.3</b> | <b>383</b>                | <b>256</b>   | <b>66.8</b> |
| <b>Weapons Act offences</b>                | <b>1,448</b>       | <b>1,248</b>  | <b>86.2</b> | <b>664</b>       | <b>574</b>    | <b>86.4</b> | <b>360</b>              | <b>322</b>   | <b>89.4</b> | <b>424</b>                | <b>352</b>   | <b>83.0</b> |
| <b>Good order offences</b>                 | <b>6,105</b>       | <b>4,803</b>  | <b>78.7</b> | <b>2,008</b>     | <b>1,569</b>  | <b>78.1</b> | <b>1,985</b>            | <b>1,658</b> | <b>83.5</b> | <b>2,112</b>              | <b>1,576</b> | <b>74.6</b> |
| Disobey move-on direction                  | 90                 | 86            | 95.6        | 17               | 17            | 100.0       | 55                      | 54           | 98.2        | 18                        | 15           | 83.3        |
| Resist, incite, hinder, obstruct           | 3,344              | 2,415         | 72.2        | 1,259            | 934           | 74.2        | 870                     | 671          | 77.1        | 1,215                     | 810          | 66.7        |
| Fare evasion                               | 144                | 83            | 57.6        | 54               | 41            | 75.9        | 35                      | 18           | 51.4        | 55                        | 24           | 43.6        |
| Public nuisance                            | 2,527              | 2,219         | 87.8        | 678              | 577           | 85.1        | 1,025                   | 915          | 89.3        | 824                       | 727          | 88.2        |
| <b>Traffic and related offences</b>        | <b>9,078</b>       | <b>8,706</b>  | <b>95.9</b> | <b>3,507</b>     | <b>3,403</b>  | <b>97.0</b> | <b>2,674</b>            | <b>2,545</b> | <b>95.2</b> | <b>2,897</b>              | <b>2,758</b> | <b>95.2</b> |
| Dangerous operation of a vehicle           | 688                | 462           | 67.2        | 236              | 171           | 72.5        | 231                     | 153          | 66.2        | 221                       | 138          | 62.4        |
| Drink/drug driving                         | 5,503              | 5,427         | 98.6        | 1,907            | 1,886         | 98.9        | 1,813                   | 1,789        | 98.7        | 1,783                     | 1,752        | 98.3        |
| Disqualified driving                       | 2,877              | 2,816         | 97.9        | 1,361            | 1,346         | 98.9        | 625                     | 602          | 96.3        | 891                       | 868          | 97.4        |
| Interfere with mechanism of motor vehicle  | 10                 | 1             | 10.0        | 3                | 0             | 0.0         | 5                       | 1            | 20.0        | 2                         | 0            | 0.0         |
| <b>Miscellaneous offences</b>              | <b>832</b>         | <b>682</b>    | <b>82.0</b> | <b>255</b>       | <b>171</b>    | <b>67.1</b> | <b>275</b>              | <b>247</b>   | <b>89.8</b> | <b>302</b>                | <b>264</b>   | <b>87.4</b> |
| <b>Total</b>                               | <b>41,780</b>      | <b>33,066</b> | <b>79.1</b> | <b>17,248</b>    | <b>13,635</b> | <b>79.1</b> | <b>11,560</b>           | <b>9,454</b> | <b>81.8</b> | <b>12,972</b>             | <b>9,977</b> | <b>76.9</b> |

**Table A40 Other offences, Northern Police Region and Districts, recorded and cleared in 2023–24**

| Police Region / District                   | Northern Region |               |             | Mount Isa District |              |             | Townsville District |               |             |
|--|-----------------|---------------|-------------|--------------------|--------------|-------------|---------------------|---------------|-------------|
|  | Recorded        | Cleared       |             | Recorded           | Cleared      |             | Recorded            | Cleared       |             |
| Offence                                    | number          | number        | %           | number             | number       | %           | number              | number        | %           |
| <b>Drug offences</b>                       | <b>5,756</b>    | <b>5,228</b>  | <b>90.8</b> | <b>1,011</b>       | <b>937</b>   | <b>92.7</b> | <b>4,745</b>        | <b>4,291</b>  | <b>90.4</b> |
| Trafficking drugs                          | 63              | 61            | 96.8        | 10                 | 10           | 100.0       | 53                  | 51            | 96.2        |
| Possess drugs                              | 2,278           | 2,015         | 88.5        | 367                | 340          | 92.6        | 1,911               | 1,675         | 87.7        |
| Produce drugs                              | 40              | 34            | 85.0        | 2                  | 0            | 0.0         | 38                  | 34            | 89.5        |
| Sell/supply drugs                          | 887             | 853           | 96.2        | 174                | 168          | 96.6        | 713                 | 685           | 96.1        |
| Other drug offences                        | 2,488           | 2,265         | 91.0        | 458                | 419          | 91.5        | 2,030               | 1,846         | 90.9        |
| <b>Liquor offences (excl. drunkenness)</b> | <b>282</b>      | <b>267</b>    | <b>94.7</b> | <b>130</b>         | <b>125</b>   | <b>96.2</b> | <b>152</b>          | <b>142</b>    | <b>93.4</b> |
| <b>Breach domestic violence order</b>      | <b>9,118</b>    | <b>4,688</b>  | <b>51.4</b> | <b>2,726</b>       | <b>1,623</b> | <b>59.5</b> | <b>6,392</b>        | <b>3,065</b>  | <b>48.0</b> |
| <b>Trespassing and vagrancy</b>            | <b>820</b>      | <b>578</b>    | <b>70.5</b> | <b>183</b>         | <b>117</b>   | <b>63.9</b> | <b>637</b>          | <b>461</b>    | <b>72.4</b> |
| <b>Weapons Act offences</b>                | <b>682</b>      | <b>578</b>    | <b>84.8</b> | <b>117</b>         | <b>92</b>    | <b>78.6</b> | <b>565</b>          | <b>486</b>    | <b>86.0</b> |
| <b>Good order offences</b>                 | <b>4,522</b>    | <b>3,737</b>  | <b>82.6</b> | <b>1,245</b>       | <b>1,098</b> | <b>88.2</b> | <b>3,277</b>        | <b>2,639</b>  | <b>80.5</b> |
| Disobey move-on direction                  | 60              | 59            | 98.3        | 9                  | 9            | 100.0       | 51                  | 50            | 98.0        |
| Resist, incite, hinder, obstruct           | 1,992           | 1,532         | 76.9        | 381                | 332          | 87.1        | 1,611               | 1,200         | 74.5        |
| Fare evasion                               | 65              | 16            | 24.6        | 7                  | 3            | 42.9        | 58                  | 13            | 22.4        |
| Public nuisance                            | 2,405           | 2,130         | 88.6        | 848                | 754          | 88.9        | 1,557               | 1,376         | 88.4        |
| <b>Traffic and related offences</b>        | <b>3,679</b>    | <b>3,480</b>  | <b>94.6</b> | <b>958</b>         | <b>920</b>   | <b>96.0</b> | <b>2,721</b>        | <b>2,560</b>  | <b>94.1</b> |
| Dangerous operation of a vehicle           | 325             | 184           | 56.6        | 86                 | 71           | 82.6        | 239                 | 113           | 47.3        |
| Drink/drug driving                         | 2,701           | 2,663         | 98.6        | 676                | 658          | 97.3        | 2,025               | 2,005         | 99.0        |
| Disqualified driving                       | 650             | 632           | 97.2        | 196                | 191          | 97.4        | 454                 | 441           | 97.1        |
| Interfere with mechanism of motor vehicle  | 3               | 1             | 33.3        | 0                  | 0            | n.c.        | 3                   | 1             | 33.3        |
| <b>Miscellaneous offences</b>              | <b>688</b>      | <b>591</b>    | <b>85.9</b> | <b>124</b>         | <b>110</b>   | <b>88.7</b> | <b>564</b>          | <b>481</b>    | <b>85.3</b> |
| <b>Total</b>                               | <b>25,547</b>   | <b>19,147</b> | <b>74.9</b> | <b>6,494</b>       | <b>5,022</b> | <b>77.3</b> | <b>19,053</b>       | <b>14,125</b> | <b>74.1</b> |

n.c. not calculated

**Table A41 Other offences, South Eastern Police Region and Districts, recorded and cleared in 2023–24**

| Police Region / District                   | South Eastern Region |               |             | Gold Coast District |               |             | Logan District |               |             |
|--|----------------------|---------------|-------------|---------------------|---------------|-------------|----------------|---------------|-------------|
|  | Recorded             | Cleared       |             | Recorded            | Cleared       |             | Recorded       | Cleared       |             |
| Offence                                    | number               | number        | %           | number              | number        | %           | number         | number        | %           |
| <b>Drug offences</b>                       | <b>13,322</b>        | <b>12,430</b> | <b>93.3</b> | <b>9,380</b>        | <b>8,869</b>  | <b>94.6</b> | <b>3,942</b>   | <b>3,561</b>  | <b>90.3</b> |
| Trafficking drugs                          | 70                   | 64            | 91.4        | 43                  | 40            | 93.0        | 27             | 24            | 88.9        |
| Possess drugs                              | 6,450                | 5,887         | 91.3        | 4,230               | 3,905         | 92.3        | 2,220          | 1,982         | 89.3        |
| Produce drugs                              | 150                  | 133           | 88.7        | 93                  | 84            | 90.3        | 57             | 49            | 86.0        |
| Sell/supply drugs                          | 1,199                | 1,166         | 97.2        | 1,100               | 1,085         | 98.6        | 99             | 81            | 81.8        |
| Other drug offences                        | 5,453                | 5,180         | 95.0        | 3,914               | 3,755         | 95.9        | 1,539          | 1,425         | 92.6        |
| <b>Liquor offences (excl. drunkenness)</b> | <b>374</b>           | <b>318</b>    | <b>85.0</b> | <b>350</b>          | <b>299</b>    | <b>85.4</b> | <b>24</b>      | <b>19</b>     | <b>79.2</b> |
| <b>Breach domestic violence order</b>      | <b>12,201</b>        | <b>5,456</b>  | <b>44.7</b> | <b>5,605</b>        | <b>2,451</b>  | <b>43.7</b> | <b>6,596</b>   | <b>3,005</b>  | <b>45.6</b> |
| <b>Trespassing and vagrancy</b>            | <b>1,212</b>         | <b>850</b>    | <b>70.1</b> | <b>664</b>          | <b>493</b>    | <b>74.2</b> | <b>548</b>     | <b>357</b>    | <b>65.1</b> |
| <b>Weapons Act offences</b>                | <b>1,561</b>         | <b>1,366</b>  | <b>87.5</b> | <b>918</b>          | <b>830</b>    | <b>90.4</b> | <b>643</b>     | <b>536</b>    | <b>83.4</b> |
| <b>Good order offences</b>                 | <b>5,854</b>         | <b>4,699</b>  | <b>80.3</b> | <b>3,916</b>        | <b>3,414</b>  | <b>87.2</b> | <b>1,938</b>   | <b>1,285</b>  | <b>66.3</b> |
| Disobey move-on direction                  | 85                   | 83            | 97.6        | 79                  | 77            | 97.5        | 6              | 6             | 100.0       |
| Resist, incite, hinder, obstruct           | 2,718                | 1,845         | 67.9        | 1,451               | 1,081         | 74.5        | 1,267          | 764           | 60.3        |
| Fare evasion                               | 187                  | 140           | 74.9        | 138                 | 114           | 82.6        | 49             | 26            | 53.1        |
| Public nuisance                            | 2,864                | 2,631         | 91.9        | 2,248               | 2,142         | 95.3        | 616            | 489           | 79.4        |
| <b>Traffic and related offences</b>        | <b>6,802</b>         | <b>6,413</b>  | <b>94.3</b> | <b>3,910</b>        | <b>3,727</b>  | <b>95.3</b> | <b>2,892</b>   | <b>2,686</b>  | <b>92.9</b> |
| Dangerous operation of a vehicle           | 515                  | 289           | 56.1        | 238                 | 148           | 62.2        | 277            | 141           | 50.9        |
| Drink/drug driving                         | 4,457                | 4,342         | 97.4        | 2,678               | 2,605         | 97.3        | 1,779          | 1,737         | 97.6        |
| Disqualified driving                       | 1,821                | 1,780         | 97.7        | 989                 | 972           | 98.3        | 832            | 808           | 97.1        |
| Interfere with mechanism of motor vehicle  | 9                    | 2             | 22.2        | 5                   | 2             | 40.0        | 4              | 0             | 0.0         |
| <b>Miscellaneous offences</b>              | <b>970</b>           | <b>747</b>    | <b>77.0</b> | <b>708</b>          | <b>560</b>    | <b>79.1</b> | <b>262</b>     | <b>187</b>    | <b>71.4</b> |
| <b>Total</b>                               | <b>42,296</b>        | <b>32,279</b> | <b>76.3</b> | <b>25,451</b>       | <b>20,643</b> | <b>81.1</b> | <b>16,845</b>  | <b>11,636</b> | <b>69.1</b> |

**Table A42 Other offences, Southern Police Region and Districts, recorded and cleared in 2023–24**

| Police Region / District                   | Southern Region |               |             | Darling Downs District |               |             | Ipswich District |              |             | South West District |              |             |
|--|-----------------|---------------|-------------|------------------------|---------------|-------------|------------------|--------------|-------------|---------------------|--------------|-------------|
|  | Recorded        | Cleared       |             | Recorded               | Cleared       |             | Recorded         | Cleared      |             | Recorded            | Cleared      |             |
| Offence                                    | number          | number        | %           | number                 | number        | %           | number           | number       | %           | number              | number       | %           |
| <b>Drug offences</b>                       | <b>7,994</b>    | <b>7,515</b>  | <b>94.0</b> | <b>4,308</b>           | <b>4,061</b>  | <b>94.3</b> | <b>2,649</b>     | <b>2,478</b> | <b>93.5</b> | <b>1,037</b>        | <b>976</b>   | <b>94.1</b> |
| Trafficking drugs                          | 51              | 45            | 88.2        | 26                     | 24            | 92.3        | 24               | 20           | 83.3        | 1                   | 1            | 100.0       |
| Possess drugs                              | 3,243           | 3,029         | 93.4        | 1,653                  | 1,558         | 94.3        | 1,232            | 1,143        | 92.8        | 358                 | 328          | 91.6        |
| Produce drugs                              | 158             | 143           | 90.5        | 100                    | 95            | 95.0        | 45               | 41           | 91.1        | 13                  | 7            | 53.8        |
| Sell/supply drugs                          | 1,046           | 962           | 92.0        | 683                    | 614           | 89.9        | 196              | 188          | 95.9        | 167                 | 160          | 95.8        |
| Other drug offences                        | 3,496           | 3,336         | 95.4        | 1,846                  | 1,770         | 95.9        | 1,152            | 1,086        | 94.3        | 498                 | 480          | 96.4        |
| <b>Liquor offences (excl. drunkenness)</b> | <b>533</b>      | <b>522</b>    | <b>97.9</b> | <b>459</b>             | <b>451</b>    | <b>98.3</b> | <b>17</b>        | <b>16</b>    | <b>94.1</b> | <b>57</b>           | <b>55</b>    | <b>96.5</b> |
| <b>Breach domestic violence order</b>      | <b>7,234</b>    | <b>4,154</b>  | <b>57.4</b> | <b>3,055</b>           | <b>1,906</b>  | <b>62.4</b> | <b>3,354</b>     | <b>1,704</b> | <b>50.8</b> | <b>825</b>          | <b>544</b>   | <b>65.9</b> |
| <b>Trespassing and vagrancy</b>            | <b>929</b>      | <b>650</b>    | <b>70.0</b> | <b>480</b>             | <b>356</b>    | <b>74.2</b> | <b>291</b>       | <b>192</b>   | <b>66.0</b> | <b>158</b>          | <b>102</b>   | <b>64.6</b> |
| <b>Weapons Act offences</b>                | <b>1,125</b>    | <b>1,011</b>  | <b>89.9</b> | <b>547</b>             | <b>487</b>    | <b>89.0</b> | <b>404</b>       | <b>369</b>   | <b>91.3</b> | <b>174</b>          | <b>155</b>   | <b>89.1</b> |
| <b>Good order offences</b>                 | <b>5,355</b>    | <b>4,560</b>  | <b>85.2</b> | <b>2,856</b>           | <b>2,542</b>  | <b>89.0</b> | <b>1,622</b>     | <b>1,258</b> | <b>77.6</b> | <b>877</b>          | <b>760</b>   | <b>86.7</b> |
| Disobey move-on direction                  | 102             | 101           | 99.0        | 91                     | 90            | 98.9        | 8                | 8            | 100.0       | 3                   | 3            | 100.0       |
| Resist, incite, hinder, obstruct           | 2,730           | 2,108         | 77.2        | 1,364                  | 1,121         | 82.2        | 960              | 667          | 69.5        | 406                 | 320          | 78.8        |
| Fare evasion                               | 88              | 69            | 78.4        | 22                     | 13            | 59.1        | 65               | 55           | 84.6        | 1                   | 1            | 100.0       |
| Public nuisance                            | 2,435           | 2,282         | 93.7        | 1,379                  | 1,318         | 95.6        | 589              | 528          | 89.6        | 467                 | 436          | 93.4        |
| <b>Traffic and related offences</b>        | <b>6,808</b>    | <b>6,579</b>  | <b>96.6</b> | <b>3,281</b>           | <b>3,187</b>  | <b>97.1</b> | <b>2,340</b>     | <b>2,247</b> | <b>96.0</b> | <b>1,187</b>        | <b>1,145</b> | <b>96.5</b> |
| Dangerous operation of a vehicle           | 432             | 301           | 69.7        | 162                    | 114           | 70.4        | 203              | 143          | 70.4        | 67                  | 44           | 65.7        |
| Drink/drug driving                         | 4,354           | 4,295         | 98.6        | 2,274                  | 2,245         | 98.7        | 1,322            | 1,304        | 98.6        | 758                 | 746          | 98.4        |
| Disqualified driving                       | 2,010           | 1,981         | 98.6        | 839                    | 826           | 98.5        | 809              | 800          | 98.9        | 362                 | 355          | 98.1        |
| Interfere with mechanism of motor vehicle  | 12              | 2             | 16.7        | 6                      | 2             | 33.3        | 6                | 0            | 0.0         | 0                   | 0            | n.c.        |
| <b>Miscellaneous offences</b>              | <b>713</b>      | <b>580</b>    | <b>81.3</b> | <b>348</b>             | <b>305</b>    | <b>87.6</b> | <b>228</b>       | <b>147</b>   | <b>64.5</b> | <b>137</b>          | <b>128</b>   | <b>93.4</b> |
| <b>Total</b>                               | <b>30,691</b>   | <b>25,571</b> | <b>83.3</b> | <b>15,334</b>          | <b>13,295</b> | <b>86.7</b> | <b>10,905</b>    | <b>8,411</b> | <b>77.1</b> | <b>4,452</b>        | <b>3,865</b> | <b>86.8</b> |

n.c. not calculated

### 3.3. Offences cleared in 2023–24, recorded previously

#### 3.3.1. Offences against the person

**Table A43 Offences against the person, Brisbane Police Region and Districts, cleared in 2023–24, recorded previously**

| Police Region / District                       | Brisbane Region | North Brisbane District | South Brisbane District |
|--|-----------------|-------------------------|-------------------------|
| Offence  | number          | — number —              |                         |
| <b>Homicide (Murder)</b>                       | <b>0</b>        | <b>0</b>                | <b>0</b>                |
| <b>Other homicide</b>                          | <b>0</b>        | <b>0</b>                | <b>0</b>                |
| Attempted murder                               | 0               | 0                       | 0                       |
| Conspiracy to murder                           | 0               | 0                       | 0                       |
| Manslaughter (excl. by driving and striking)   | 0               | 0                       | 0                       |
| Manslaughter – unlawful striking causing death | 0               | 0                       | 0                       |
| Driving causing death                          | 0               | 0                       | 0                       |
| <b>Assault</b>                                 | <b>596</b>      | <b>286</b>              | <b>310</b>              |
| Grievous assault                               | 15              | 9                       | 6                       |
| Serious assault <sup>(a)</sup>                 | 330             | 160                     | 170                     |
| Serious assault (other) <sup>(b)</sup>         | 64              | 30                      | 34                      |
| Common assault                                 | 187             | 87                      | 100                     |
| <b>Sexual offences</b>                         | <b>421</b>      | <b>127</b>              | <b>294</b>              |
| Rape and attempted rape                        | 224             | 66                      | 158                     |
| Other sexual offences                          | 197             | 61                      | 136                     |
| <b>Robbery</b>                                 | <b>54</b>       | <b>19</b>               | <b>35</b>               |
| Armed robbery                                  | 21              | 6                       | 15                      |
| Unarmed robbery                                | 33              | 13                      | 20                      |
| <b>Other offences against the person</b>       | <b>134</b>      | <b>59</b>               | <b>75</b>               |
| Kidnapping, abduction etc.                     | 22              | 8                       | 14                      |
| Extortion                                      | 3               | 2                       | 1                       |
| Stalking                                       | 48              | 19                      | 29                      |
| Life endangering acts <sup>(a)</sup>           | 61              | 30                      | 31                      |
| <b>Total</b>                                   | <b>1,205</b>    | <b>491</b>              | <b>714</b>              |

(a) *Strangulation in a domestic setting* is now classified under 'serious assault', but in previous reports was classified under 'Other offences against the person / life endangering acts'.

(b) Serious assault (other) represents serious assault not resulting in injury.

**Table A44 Offences against the person, Central Police Region and Districts, cleared in 2023–24, recorded previously**

| Police Region / District                       | Central Region | Capricornia District | Mackay<br>Whitsunday<br>District |
|--|----------------|----------------------|----------------------------------|
| Offence  | number         | — number —           |                                  |
| <b>Homicide (Murder)</b>                       | <b>3</b>       | <b>1</b>             | <b>2</b>                         |
| <b>Other homicide</b>                          | <b>1</b>       | <b>1</b>             | <b>0</b>                         |
| Attempted murder                               | 0              | 0                    | 0                                |
| Conspiracy to murder                           | 0              | 0                    | 0                                |
| Manslaughter (excl. by driving and striking)   | 0              | 0                    | 0                                |
| Manslaughter – unlawful striking causing death | 0              | 0                    | 0                                |
| Driving causing death                          | 1              | 1                    | 0                                |
| <b>Assault</b>                                 | <b>318</b>     | <b>188</b>           | <b>130</b>                       |
| Grievous assault                               | 13             | 6                    | 7                                |
| Serious assault <sup>(a)</sup>                 | 169            | 102                  | 67                               |
| Serious assault (other) <sup>(b)</sup>         | 27             | 18                   | 9                                |
| Common assault                                 | 109            | 62                   | 47                               |
| <b>Sexual offences</b>                         | <b>158</b>     | <b>74</b>            | <b>84</b>                        |
| Rape and attempted rape                        | 62             | 24                   | 38                               |
| Other sexual offences                          | 96             | 50                   | 46                               |
| <b>Robbery</b>                                 | <b>14</b>      | <b>6</b>             | <b>8</b>                         |
| Armed robbery                                  | 8              | 4                    | 4                                |
| Unarmed robbery                                | 6              | 2                    | 4                                |
| <b>Other offences against the person</b>       | <b>65</b>      | <b>48</b>            | <b>17</b>                        |
| Kidnapping, abduction etc.                     | 5              | 4                    | 1                                |
| Extortion                                      | 5              | 4                    | 1                                |
| Stalking                                       | 29             | 17                   | 12                               |
| Life endangering acts <sup>(a)</sup>           | 26             | 23                   | 3                                |
| <b>Total</b>                                   | <b>559</b>     | <b>318</b>           | <b>241</b>                       |

(a) *Strangulation in a domestic setting* is now classified under 'serious assault', but in previous reports was classified under 'Other offences against the person / life endangering acts'.

(b) Serious assault (other) represents serious assault not resulting in injury.

**Table A45 Offences against the person, Far Northern Police Region and District, cleared in 2023–24, recorded previously**

| Police Region / District                       | Far Northern Region | Far North District |
|--|---------------------|--------------------|
| Offence  | number              | number             |
| <b>Homicide (Murder)</b>                       | <b>1</b>            | <b>1</b>           |
| <b>Other homicide</b>                          | <b>0</b>            | <b>0</b>           |
| Attempted murder                               | 0                   | 0                  |
| Conspiracy to murder                           | 0                   | 0                  |
| Manslaughter (excl. by driving and striking)   | 0                   | 0                  |
| Manslaughter – unlawful striking causing death | 0                   | 0                  |
| Driving causing death                          | 0                   | 0                  |
| <b>Assault</b>                                 | <b>423</b>          | <b>423</b>         |
| Grievous assault                               | 20                  | 20                 |
| Serious assault <sup>(a)</sup>                 | 214                 | 214                |
| Serious assault (other) <sup>(b)</sup>         | 58                  | 58                 |
| Common assault                                 | 131                 | 131                |
| <b>Sexual offences</b>                         | <b>108</b>          | <b>108</b>         |
| Rape and attempted rape                        | 45                  | 45                 |
| Other sexual offences                          | 63                  | 63                 |
| <b>Robbery</b>                                 | <b>14</b>           | <b>14</b>          |
| Armed robbery                                  | 6                   | 6                  |
| Unarmed robbery                                | 8                   | 8                  |
| <b>Other offences against the person</b>       | <b>35</b>           | <b>35</b>          |
| Kidnapping, abduction etc.                     | 6                   | 6                  |
| Extortion                                      | 0                   | 0                  |
| Stalking                                       | 9                   | 9                  |
| Life endangering acts <sup>(a)</sup>           | 20                  | 20                 |
| <b>Total</b>                                   | <b>581</b>          | <b>581</b>         |

(a) *Strangulation in a domestic setting* is now classified under 'serious assault', but in previous reports was classified under 'Other offences against the person / life endangering acts'.

(b) Serious assault (other) represents serious assault not resulting in injury.

**Table A46 Offences against the person, North Coast Police Region and Districts, cleared in 2023–24, recorded previously**

| Police Region / District                       | North Coast Region | Moreton District | Sunshine Coast District | Wide Bay Burnett District |
|--|--------------------|------------------|-------------------------|---------------------------|
| Offence  | number             | — number —       |                         |                           |
| <b>Homicide (Murder)</b>                       | <b>3</b>           | <b>0</b>         | <b>2</b>                | <b>1</b>                  |
| <b>Other homicide</b>                          | <b>2</b>           | <b>0</b>         | <b>0</b>                | <b>2</b>                  |
| Attempted murder                               | 0                  | 0                | 0                       | 0                         |
| Conspiracy to murder                           | 0                  | 0                | 0                       | 0                         |
| Manslaughter (excl. by driving and striking)   | 0                  | 0                | 0                       | 0                         |
| Manslaughter – unlawful striking causing death | 0                  | 0                | 0                       | 0                         |
| Driving causing death                          | 2                  | 0                | 0                       | 2                         |
| <b>Assault</b>                                 | <b>628</b>         | <b>288</b>       | <b>115</b>              | <b>225</b>                |
| Grievous assault                               | 12                 | 2                | 3                       | 7                         |
| Serious assault <sup>(a)</sup>                 | 332                | 149              | 60                      | 123                       |
| Serious assault (other) <sup>(b)</sup>         | 76                 | 37               | 13                      | 26                        |
| Common assault                                 | 208                | 100              | 39                      | 69                        |
| <b>Sexual offences</b>                         | <b>382</b>         | <b>154</b>       | <b>97</b>               | <b>131</b>                |
| Rape and attempted rape                        | 103                | 36               | 23                      | 44                        |
| Other sexual offences                          | 279                | 118              | 74                      | 87                        |
| <b>Robbery</b>                                 | <b>19</b>          | <b>9</b>         | <b>3</b>                | <b>7</b>                  |
| Armed robbery                                  | 10                 | 5                | 2                       | 3                         |
| Unarmed robbery                                | 9                  | 4                | 1                       | 4                         |
| <b>Other offences against the person</b>       | <b>111</b>         | <b>43</b>        | <b>28</b>               | <b>40</b>                 |
| Kidnapping, abduction etc.                     | 6                  | 2                | 1                       | 3                         |
| Extortion                                      | 3                  | 1                | 1                       | 1                         |
| Stalking                                       | 41                 | 16               | 16                      | 9                         |
| Life endangering acts <sup>(a)</sup>           | 61                 | 24               | 10                      | 27                        |
| <b>Total</b>                                   | <b>1,145</b>       | <b>494</b>       | <b>245</b>              | <b>406</b>                |

(a) *Strangulation in a domestic setting* is now classified under 'serious assault', but in previous reports was classified under 'Other offences against the person / life endangering acts'.

(b) Serious assault (other) represents serious assault not resulting in injury.

**Table A47 Offences against the person, Northern Police Region and Districts, cleared in 2023–24, recorded previously**

| Police Region / District                       | Northern Region | Mount Isa District | Townsville District |
|--|-----------------|--------------------|---------------------|
| Offence  | number          | — number —         |                     |
| <b>Homicide (Murder)</b>                       | <b>2</b>        | <b>1</b>           | <b>1</b>            |
| <b>Other homicide</b>                          | <b>0</b>        | <b>0</b>           | <b>0</b>            |
| Attempted murder                               | 0               | 0                  | 0                   |
| Conspiracy to murder                           | 0               | 0                  | 0                   |
| Manslaughter (excl. by driving and striking)   | 0               | 0                  | 0                   |
| Manslaughter – unlawful striking causing death | 0               | 0                  | 0                   |
| Driving causing death                          | 0               | 0                  | 0                   |
| <b>Assault</b>                                 | <b>540</b>      | <b>151</b>         | <b>389</b>          |
| Grievous assault                               | 15              | 4                  | 11                  |
| Serious assault <sup>(a)</sup>                 | 234             | 67                 | 167                 |
| Serious assault (other) <sup>(b)</sup>         | 62              | 25                 | 37                  |
| Common assault                                 | 229             | 55                 | 174                 |
| <b>Sexual offences</b>                         | <b>199</b>      | <b>44</b>          | <b>155</b>          |
| Rape and attempted rape                        | 49              | 10                 | 39                  |
| Other sexual offences                          | 150             | 34                 | 116                 |
| <b>Robbery</b>                                 | <b>14</b>       | <b>2</b>           | <b>12</b>           |
| Armed robbery                                  | 4               | 2                  | 2                   |
| Unarmed robbery                                | 10              | 0                  | 10                  |
| <b>Other offences against the person</b>       | <b>61</b>       | <b>7</b>           | <b>54</b>           |
| Kidnapping, abduction etc.                     | 7               | 0                  | 7                   |
| Extortion                                      | 1               | 0                  | 1                   |
| Stalking                                       | 14              | 2                  | 12                  |
| Life endangering acts <sup>(a)</sup>           | 39              | 5                  | 34                  |
| <b>Total</b>                                   | <b>816</b>      | <b>205</b>         | <b>611</b>          |

(a) *Strangulation in a domestic setting* is now classified under 'serious assault', but in previous reports was classified under 'Other offences against the person / life endangering acts'.

(b) Serious assault (other) represents serious assault not resulting in injury.

**Table A48 Offences against the person, South Eastern Police Region and Districts, cleared in 2023–24, recorded previously**

| Police Region / District                       | South Eastern Region | Gold Coast District | Logan District |
|--|----------------------|---------------------|----------------|
| Offence  | number               | — number —          |                |
| <b>Homicide (Murder)</b>                       | <b>3</b>             | <b>1</b>            | <b>2</b>       |
| <b>Other homicide</b>                          | <b>2</b>             | <b>0</b>            | <b>2</b>       |
| Attempted murder                               | 2                    | 0                   | 2              |
| Conspiracy to murder                           | 0                    | 0                   | 0              |
| Manslaughter (excl. by driving and striking)   | 0                    | 0                   | 0              |
| Manslaughter – unlawful striking causing death | 0                    | 0                   | 0              |
| Driving causing death                          | 0                    | 0                   | 0              |
| <b>Assault</b>                                 | <b>537</b>           | <b>248</b>          | <b>289</b>     |
| Grievous assault                               | 10                   | 2                   | 8              |
| Serious assault <sup>(a)</sup>                 | 309                  | 141                 | 168            |
| Serious assault (other) <sup>(b)</sup>         | 53                   | 26                  | 27             |
| Common assault                                 | 165                  | 79                  | 86             |
| <b>Sexual offences</b>                         | <b>469</b>           | <b>313</b>          | <b>156</b>     |
| Rape and attempted rape                        | 103                  | 46                  | 57             |
| Other sexual offences                          | 366                  | 267                 | 99             |
| <b>Robbery</b>                                 | <b>29</b>            | <b>6</b>            | <b>23</b>      |
| Armed robbery                                  | 12                   | 3                   | 9              |
| Unarmed robbery                                | 17                   | 3                   | 14             |
| <b>Other offences against the person</b>       | <b>105</b>           | <b>48</b>           | <b>57</b>      |
| Kidnapping, abduction etc.                     | 6                    | 2                   | 4              |
| Extortion                                      | 3                    | 2                   | 1              |
| Stalking                                       | 39                   | 18                  | 21             |
| Life endangering acts <sup>(a)</sup>           | 57                   | 26                  | 31             |
| <b>Total</b>                                   | <b>1,145</b>         | <b>616</b>          | <b>529</b>     |

(a) *Strangulation in a domestic setting* is now classified under 'serious assault', but in previous reports was classified under 'Other offences against the person / life endangering acts'.

(b) Serious assault (other) represents serious assault not resulting in injury.

**Table A49 Offences against the person, Southern Police Region and Districts, cleared in 2023–24, recorded previously**

| Police Region / District                       | Southern Region | Darling Downs District | Ipswich District | South West District |
|--|-----------------|------------------------|------------------|---------------------|
| Offence  | number          | — number —             |                  |                     |
| <b>Homicide (Murder)</b>                       | <b>0</b>        | <b>0</b>               | <b>0</b>         | <b>0</b>            |
| <b>Other homicide</b>                          | <b>2</b>        | <b>1</b>               | <b>0</b>         | <b>1</b>            |
| Attempted murder                               | 0               | 0                      | 0                | 0                   |
| Conspiracy to murder                           | 0               | 0                      | 0                | 0                   |
| Manslaughter (excl. by driving and striking)   | 0               | 0                      | 0                | 0                   |
| Manslaughter – unlawful striking causing death | 0               | 0                      | 0                | 0                   |
| Driving causing death                          | 2               | 1                      | 0                | 1                   |
| <b>Assault</b>                                 | <b>515</b>      | <b>219</b>             | <b>263</b>       | <b>33</b>           |
| Grievous assault                               | 12              | 3                      | 7                | 2                   |
| Serious assault <sup>(a)</sup>                 | 261             | 120                    | 120              | 21                  |
| Serious assault (other) <sup>(b)</sup>         | 48              | 20                     | 25               | 3                   |
| Common assault                                 | 194             | 76                     | 111              | 7                   |
| <b>Sexual offences</b>                         | <b>540</b>      | <b>194</b>             | <b>293</b>       | <b>53</b>           |
| Rape and attempted rape                        | 198             | 71                     | 107              | 20                  |
| Other sexual offences                          | 342             | 123                    | 186              | 33                  |
| <b>Robbery</b>                                 | <b>19</b>       | <b>10</b>              | <b>9</b>         | <b>0</b>            |
| Armed robbery                                  | 9               | 7                      | 2                | 0                   |
| Unarmed robbery                                | 10              | 3                      | 7                | 0                   |
| <b>Other offences against the person</b>       | <b>118</b>      | <b>49</b>              | <b>55</b>        | <b>14</b>           |
| Kidnapping, abduction etc.                     | 8               | 4                      | 2                | 2                   |
| Extortion                                      | 5               | 2                      | 3                | 0                   |
| Stalking                                       | 28              | 11                     | 14               | 3                   |
| Life endangering acts <sup>(a)</sup>           | 77              | 32                     | 36               | 9                   |
| <b>Total</b>                                   | <b>1,194</b>    | <b>473</b>             | <b>620</b>       | <b>101</b>          |

(a) *Strangulation in a domestic setting* is now classified under 'serious assault', but in previous reports was classified under 'Other offences against the person / life endangering acts'.

(b) Serious assault (other) represents serious assault not resulting in injury.

### 3.3.2. Offences against property

**Table A50 Offences against property, Brisbane Police Region and Districts, cleared in 2023–24, recorded previously**

| Police Region / District                  | Brisbane Region | North Brisbane District | South Brisbane District |
|---|-----------------|-------------------------|-------------------------|
| Offence                                   | number          | — number —              |                         |
| <b>Unlawful entry</b>                     | <b>445</b>      | <b>160</b>              | <b>285</b>              |
| Unlawful entry with intent – dwelling     | 246             | 87                      | 159                     |
| <i>Without violence</i>                   | 242             | 86                      | 156                     |
| <i>With violence</i>                      | 4               | 1                       | 3                       |
| Unlawful entry with intent – shop         | 68              | 13                      | 55                      |
| Unlawful entry with intent – other        | 131             | 60                      | 71                      |
| <b>Arson</b>                              | <b>9</b>        | <b>0</b>                | <b>9</b>                |
| <b>Other property damage</b>              | <b>288</b>      | <b>141</b>              | <b>147</b>              |
| <b>Unlawful use of motor vehicle</b>      | <b>319</b>      | <b>130</b>              | <b>189</b>              |
| <b>Other theft (excl. unlawful entry)</b> | <b>1,779</b>    | <b>805</b>              | <b>974</b>              |
| Stealing from dwellings                   | 50              | 21                      | 29                      |
| Shop stealing                             | 707             | 370                     | 337                     |
| Vehicles (steal from/enter with intent)   | 169             | 70                      | 99                      |
| Other stealing                            | 853             | 344                     | 509                     |
| <b>Fraud</b>                              | <b>952</b>      | <b>423</b>              | <b>529</b>              |
| Fraud by computer                         | 21              | 13                      | 8                       |
| Fraud by cheque                           | 5               | 3                       | 2                       |
| Fraud by credit card                      | 185             | 87                      | 98                      |
| Identity fraud                            | 33              | 23                      | 10                      |
| Other fraud                               | 708             | 297                     | 411                     |
| <b>Handling stolen goods</b>              | <b>69</b>       | <b>31</b>               | <b>38</b>               |
| Possess property suspected stolen         | 10              | 5                       | 5                       |
| Receiving stolen property                 | 2               | 1                       | 1                       |
| Possess etc. tainted property             | 57              | 25                      | 32                      |
| Other handling stolen goods               | 0               | 0                       | 0                       |
| <b>Total</b>                              | <b>3,861</b>    | <b>1,690</b>            | <b>2,171</b>            |

**Table A51 Offences against property, Central Police Region and Districts, cleared in 2023–24, recorded previously**

| Police Region / District                  | Central Region | Capricornia District | Mackay<br>Whitsunday<br>District |
|---|----------------|----------------------|----------------------------------|
| Offence                                   | number         | — number —           |                                  |
| <b>Unlawful entry</b>                     | <b>130</b>     | <b>88</b>            | <b>42</b>                        |
| Unlawful entry with intent – dwelling     | 71             | 49                   | 22                               |
| <i>Without violence</i>                   | 66             | 47                   | 19                               |
| <i>With violence</i>                      | 5              | 2                    | 3                                |
| Unlawful entry with intent – shop         | 5              | 3                    | 2                                |
| Unlawful entry with intent – other        | 54             | 36                   | 18                               |
| <b>Arson</b>                              | <b>6</b>       | <b>6</b>             | <b>0</b>                         |
| <b>Other property damage</b>              | <b>138</b>     | <b>98</b>            | <b>40</b>                        |
| <b>Unlawful use of motor vehicle</b>      | <b>73</b>      | <b>52</b>            | <b>21</b>                        |
| <b>Other theft (excl. unlawful entry)</b> | <b>371</b>     | <b>229</b>           | <b>142</b>                       |
| Stealing from dwellings                   | 27             | 21                   | 6                                |
| Shop stealing                             | 131            | 99                   | 32                               |
| Vehicles (steal from/enter with intent)   | 45             | 20                   | 25                               |
| Other stealing                            | 168            | 89                   | 79                               |
| <b>Fraud</b>                              | <b>189</b>     | <b>101</b>           | <b>88</b>                        |
| Fraud by computer                         | 9              | 7                    | 2                                |
| Fraud by cheque                           | 4              | 0                    | 4                                |
| Fraud by credit card                      | 35             | 26                   | 9                                |
| Identity fraud                            | 7              | 4                    | 3                                |
| Other fraud                               | 134            | 64                   | 70                               |
| <b>Handling stolen goods</b>              | <b>25</b>      | <b>15</b>            | <b>10</b>                        |
| Possess property suspected stolen         | 6              | 3                    | 3                                |
| Receiving stolen property                 | 0              | 0                    | 0                                |
| Possess etc. tainted property             | 19             | 12                   | 7                                |
| Other handling stolen goods               | 0              | 0                    | 0                                |
| <b>Total</b>                              | <b>932</b>     | <b>589</b>           | <b>343</b>                       |

**Table A52 Offences against property, Far Northern Police Region and District, cleared in 2023–24, recorded previously**

| Police Region / District                  | Far Northern Region | Far North District |
|---|---------------------|--------------------|
| Offence                                   | number              | number             |
| <b>Unlawful entry</b>                     | <b>159</b>          | <b>159</b>         |
| Unlawful entry with intent – dwelling     | 95                  | 95                 |
| <i>Without violence</i>                   | 89                  | 89                 |
| <i>With violence</i>                      | 6                   | 6                  |
| Unlawful entry with intent – shop         | 20                  | 20                 |
| Unlawful entry with intent – other        | 44                  | 44                 |
| <b>Arson</b>                              | <b>3</b>            | <b>3</b>           |
| <b>Other property damage</b>              | <b>172</b>          | <b>172</b>         |
| <b>Unlawful use of motor vehicle</b>      | <b>64</b>           | <b>64</b>          |
| <b>Other theft (excl. unlawful entry)</b> | <b>476</b>          | <b>476</b>         |
| Stealing from dwellings                   | 16                  | 16                 |
| Shop stealing                             | 262                 | 262                |
| Vehicles (steal from/enter with intent)   | 30                  | 30                 |
| Other stealing                            | 168                 | 168                |
| <b>Fraud</b>                              | <b>151</b>          | <b>151</b>         |
| Fraud by computer                         | 14                  | 14                 |
| Fraud by cheque                           | 0                   | 0                  |
| Fraud by credit card                      | 92                  | 92                 |
| Identity fraud                            | 1                   | 1                  |
| Other fraud                               | 44                  | 44                 |
| <b>Handling stolen goods</b>              | <b>21</b>           | <b>21</b>          |
| Possess property suspected stolen         | 8                   | 8                  |
| Receiving stolen property                 | 1                   | 1                  |
| Possess etc. tainted property             | 12                  | 12                 |
| Other handling stolen goods               | 0                   | 0                  |
| <b>Total</b>                              | <b>1,046</b>        | <b>1,046</b>       |

**Table A53 Offences against property, North Coast Police Region and Districts, cleared in 2023–24, recorded previously**

| Police Region / District                  | North Coast Region | Moreton District | Sunshine Coast District | Wide Bay Burnett District |
|---|--------------------|------------------|-------------------------|---------------------------|
| Offence                                   | number             | — number —       |                         |                           |
| <b>Unlawful entry</b>                     | <b>203</b>         | <b>81</b>        | <b>38</b>               | <b>84</b>                 |
| Unlawful entry with intent – dwelling     | 71                 | 24               | 11                      | 36                        |
| <i>Without violence</i>                   | 61                 | 19               | 9                       | 33                        |
| <i>With violence</i>                      | 10                 | 5                | 2                       | 3                         |
| Unlawful entry with intent – shop         | 15                 | 6                | 6                       | 3                         |
| Unlawful entry with intent – other        | 117                | 51               | 21                      | 45                        |
| <b>Arson</b>                              | <b>13</b>          | <b>2</b>         | <b>4</b>                | <b>7</b>                  |
| <b>Other property damage</b>              | <b>311</b>         | <b>126</b>       | <b>67</b>               | <b>118</b>                |
| <b>Unlawful use of motor vehicle</b>      | <b>135</b>         | <b>57</b>        | <b>33</b>               | <b>45</b>                 |
| <b>Other theft (excl. unlawful entry)</b> | <b>1,047</b>       | <b>451</b>       | <b>252</b>              | <b>344</b>                |
| Stealing from dwellings                   | 56                 | 23               | 14                      | 19                        |
| Shop stealing                             | 317                | 119              | 65                      | 133                       |
| Vehicles (steal from/enter with intent)   | 90                 | 51               | 15                      | 24                        |
| Other stealing                            | 584                | 258              | 158                     | 168                       |
| <b>Fraud</b>                              | <b>388</b>         | <b>136</b>       | <b>126</b>              | <b>126</b>                |
| Fraud by computer                         | 2                  | 1                | 1                       | 0                         |
| Fraud by cheque                           | 4                  | 0                | 3                       | 1                         |
| Fraud by credit card                      | 107                | 39               | 36                      | 32                        |
| Identity fraud                            | 21                 | 14               | 3                       | 4                         |
| Other fraud                               | 254                | 82               | 83                      | 89                        |
| <b>Handling stolen goods</b>              | <b>46</b>          | <b>18</b>        | <b>9</b>                | <b>19</b>                 |
| Possess property suspected stolen         | 12                 | 3                | 3                       | 6                         |
| Receiving stolen property                 | 1                  | 0                | 0                       | 1                         |
| Possess etc. tainted property             | 33                 | 15               | 6                       | 12                        |
| Other handling stolen goods               | 0                  | 0                | 0                       | 0                         |
| <b>Total</b>                              | <b>2,143</b>       | <b>871</b>       | <b>529</b>              | <b>743</b>                |

**Table A54 Offences against property, Northern Police Region and Districts, cleared in 2023–24, recorded previously**

| Police Region / District                  | Northern Region | Mount Isa District | Townsville District |
|---|-----------------|--------------------|---------------------|
| Offence                                   | number          | — number —         |                     |
| <b>Unlawful entry</b>                     | <b>135</b>      | <b>36</b>          | <b>99</b>           |
| Unlawful entry with intent – dwelling     | 75              | 12                 | 63                  |
| <i>Without violence</i>                   | 69              | 10                 | 59                  |
| <i>With violence</i>                      | 6               | 2                  | 4                   |
| Unlawful entry with intent – shop         | 15              | 1                  | 14                  |
| Unlawful entry with intent – other        | 45              | 23                 | 22                  |
| <b>Arson</b>                              | <b>4</b>        | <b>1</b>           | <b>3</b>            |
| <b>Other property damage</b>              | <b>160</b>      | <b>40</b>          | <b>120</b>          |
| <b>Unlawful use of motor vehicle</b>      | <b>71</b>       | <b>12</b>          | <b>59</b>           |
| <b>Other theft (excl. unlawful entry)</b> | <b>366</b>      | <b>46</b>          | <b>320</b>          |
| Stealing from dwellings                   | 20              | 1                  | 19                  |
| Shop stealing                             | 167             | 8                  | 159                 |
| Vehicles (steal from/enter with intent)   | 46              | 25                 | 21                  |
| Other stealing                            | 133             | 12                 | 121                 |
| <b>Fraud</b>                              | <b>135</b>      | <b>6</b>           | <b>129</b>          |
| Fraud by computer                         | 4               | 0                  | 4                   |
| Fraud by cheque                           | 0               | 0                  | 0                   |
| Fraud by credit card                      | 46              | 1                  | 45                  |
| Identity fraud                            | 2               | 0                  | 2                   |
| Other fraud                               | 83              | 5                  | 78                  |
| <b>Handling stolen goods</b>              | <b>21</b>       | <b>6</b>           | <b>15</b>           |
| Possess property suspected stolen         | 8               | 4                  | 4                   |
| Receiving stolen property                 | 0               | 0                  | 0                   |
| Possess etc. tainted property             | 13              | 2                  | 11                  |
| Other handling stolen goods               | 0               | 0                  | 0                   |
| <b>Total</b>                              | <b>892</b>      | <b>147</b>         | <b>745</b>          |

**Table A55 Offences against property, South Eastern Police Region and Districts, cleared in 2023–24, recorded previously**

| Police Region / District                  | South Eastern Region | Gold Coast District | Logan District |
|---|----------------------|---------------------|----------------|
| Offence                                   | number               | — number —          |                |
| <b>Unlawful entry</b>                     | <b>262</b>           | <b>111</b>          | <b>151</b>     |
| Unlawful entry with intent – dwelling     | 159                  | 67                  | 92             |
| <i>Without violence</i>                   | 145                  | 63                  | 82             |
| <i>With violence</i>                      | 14                   | 4                   | 10             |
| Unlawful entry with intent – shop         | 24                   | 7                   | 17             |
| Unlawful entry with intent – other        | 79                   | 37                  | 42             |
| <b>Arson</b>                              | <b>1</b>             | <b>1</b>            | <b>0</b>       |
| <b>Other property damage</b>              | <b>236</b>           | <b>97</b>           | <b>139</b>     |
| <b>Unlawful use of motor vehicle</b>      | <b>275</b>           | <b>142</b>          | <b>133</b>     |
| <b>Other theft (excl. unlawful entry)</b> | <b>1,217</b>         | <b>655</b>          | <b>562</b>     |
| Stealing from dwellings                   | 55                   | 24                  | 31             |
| Shop stealing                             | 324                  | 178                 | 146            |
| Vehicles (steal from/enter with intent)   | 103                  | 51                  | 52             |
| Other stealing                            | 735                  | 402                 | 333            |
| <b>Fraud</b>                              | <b>741</b>           | <b>482</b>          | <b>259</b>     |
| Fraud by computer                         | 17                   | 9                   | 8              |
| Fraud by cheque                           | 3                    | 1                   | 2              |
| Fraud by credit card                      | 113                  | 46                  | 67             |
| Identity fraud                            | 96                   | 89                  | 7              |
| Other fraud                               | 512                  | 337                 | 175            |
| <b>Handling stolen goods</b>              | <b>62</b>            | <b>40</b>           | <b>22</b>      |
| Possess property suspected stolen         | 10                   | 10                  | 0              |
| Receiving stolen property                 | 1                    | 1                   | 0              |
| Possess etc. tainted property             | 50                   | 28                  | 22             |
| Other handling stolen goods               | 1                    | 1                   | 0              |
| <b>Total</b>                              | <b>2,794</b>         | <b>1,528</b>        | <b>1,266</b>   |

**Table A56 Offences against property, Southern Police Region and Districts, cleared in 2023–24, recorded previously**

| Police Region / District                  | Southern Region | Darling Downs District | Ipswich District | South West District |
|---|-----------------|------------------------|------------------|---------------------|
| Offence                                   | number          | — number —             |                  |                     |
| <b>Unlawful entry</b>                     | <b>191</b>      | <b>112</b>             | <b>58</b>        | <b>21</b>           |
| Unlawful entry with intent – dwelling     | 95              | 55                     | 32               | 8                   |
| <i>Without violence</i>                   | 87              | 49                     | 31               | 7                   |
| <i>With violence</i>                      | 8               | 6                      | 1                | 1                   |
| Unlawful entry with intent – shop         | 21              | 14                     | 3                | 4                   |
| Unlawful entry with intent – other        | 75              | 43                     | 23               | 9                   |
| <b>Arson</b>                              | <b>12</b>       | <b>7</b>               | <b>0</b>         | <b>5</b>            |
| <b>Other property damage</b>              | <b>208</b>      | <b>119</b>             | <b>72</b>        | <b>17</b>           |
| <b>Unlawful use of motor vehicle</b>      | <b>136</b>      | <b>73</b>              | <b>53</b>        | <b>10</b>           |
| <b>Other theft (excl. unlawful entry)</b> | <b>674</b>      | <b>300</b>             | <b>339</b>       | <b>35</b>           |
| Stealing from dwellings                   | 44              | 23                     | 18               | 3                   |
| Shop stealing                             | 206             | 90                     | 111              | 5                   |
| Vehicles (steal from/enter with intent)   | 77              | 35                     | 35               | 7                   |
| Other stealing                            | 347             | 152                    | 175              | 20                  |
| <b>Fraud</b>                              | <b>319</b>      | <b>124</b>             | <b>160</b>       | <b>35</b>           |
| Fraud by computer                         | 10              | 3                      | 6                | 1                   |
| Fraud by cheque                           | 2               | 0                      | 2                | 0                   |
| Fraud by credit card                      | 100             | 21                     | 71               | 8                   |
| Identity fraud                            | 16              | 7                      | 6                | 3                   |
| Other fraud                               | 191             | 93                     | 75               | 23                  |
| <b>Handling stolen goods</b>              | <b>52</b>       | <b>28</b>              | <b>20</b>        | <b>4</b>            |
| Possess property suspected stolen         | 10              | 3                      | 7                | 0                   |
| Receiving stolen property                 | 2               | 0                      | 2                | 0                   |
| Possess etc. tainted property             | 39              | 24                     | 11               | 4                   |
| Other handling stolen goods               | 1               | 1                      | 0                | 0                   |
| <b>Total</b>                              | <b>1,592</b>    | <b>763</b>             | <b>702</b>       | <b>127</b>          |

### 3.3.3. Other offences

**Table A57 Other offences, Brisbane Police Region and Districts, cleared in 2023–24, recorded previously**

| Police Region / District                              | Brisbane Region | North Brisbane District | South Brisbane District |
|---|-----------------|-------------------------|-------------------------|
| Offence   | number          | — number —              |                         |
| <b>Drug offences</b>                                  | <b>299</b>      | <b>217</b>              | <b>82</b>               |
| Trafficking drugs                                     | 8               | 6                       | 2                       |
| Possess drugs   | 113             | 63                      | 50                      |
| Produce drugs   | 0               | 0                       | 0                       |
| Sell/supply drugs                                     | 112             | 108                     | 4                       |
| Other drug offences                                   | 66              | 40                      | 26                      |
| <b>Liquor offences (excl. drunkenness)</b>            | <b>3</b>        | <b>2</b>                | <b>1</b>                |
| <b>Breach domestic violence order</b>                 | <b>386</b>      | <b>128</b>              | <b>258</b>              |
| <b>Trespassing and vagrancy</b>                       | <b>33</b>       | <b>14</b>               | <b>19</b>               |
| <b>Weapons Act offences</b>                           | <b>26</b>       | <b>5</b>                | <b>21</b>               |
| Unlawful possession of concealed firearm              | 1               | 0                       | 1                       |
| Unlawful possession of firearm – other                | 1               | 0                       | 1                       |
| Bomb possession and/or use of                         | 2               | 0                       | 2                       |
| Possession and/or use other weapons; restricted items | 13              | 2                       | 11                      |
| Weapons Act offences – other                          | 9               | 3                       | 6                       |
| <b>Good order offences</b>                            | <b>307</b>      | <b>196</b>              | <b>111</b>              |
| Disobey move-on direction                             | 1               | 1                       | 0                       |
| Resist, incite, hinder, obstruct                      | 247             | 170                     | 77                      |
| Fare evasion  | 6               | 2                       | 4                       |
| Public nuisance                                       | 53              | 23                      | 30                      |
| <b>Traffic and related offences</b>                   | <b>112</b>      | <b>44</b>               | <b>68</b>               |
| Dangerous operation of a vehicle                      | 23              | 9                       | 14                      |
| Drink/drug driving                                    | 55              | 24                      | 31                      |
| Disqualified driving                                  | 34              | 11                      | 23                      |
| Interfere with mechanism of motor vehicle             | 0               | 0                       | 0                       |
| <b>Miscellaneous offences</b>                         | <b>106</b>      | <b>84</b>               | <b>22</b>               |
| <b>Total</b>  | <b>1,272</b>    | <b>690</b>              | <b>582</b>              |

**Table A58 Other offences, Central Police Region and Districts, cleared in 2023–24, recorded previously**

| Police Region / District                              | Central Region | Capricornia District | Mackay<br>Whitsunday<br>District |
|---|----------------|----------------------|----------------------------------|
| Offence   | number         | — number —           |                                  |
| <b>Drug offences</b>                                  | <b>147</b>     | <b>110</b>           | <b>37</b>                        |
| Trafficking drugs                                     | 1              | 0                    | 1                                |
| Possess drugs   | 46             | 29                   | 17                               |
| Produce drugs   | 4              | 3                    | 1                                |
| Sell/supply drugs                                     | 61             | 57                   | 4                                |
| Other drug offences                                   | 35             | 21                   | 14                               |
| <b>Liquor offences (excl. drunkenness)</b>            | <b>6</b>       | <b>1</b>             | <b>5</b>                         |
| <b>Breach domestic violence order</b>                 | <b>179</b>     | <b>108</b>           | <b>71</b>                        |
| <b>Trespassing and vagrancy</b>                       | <b>26</b>      | <b>19</b>            | <b>7</b>                         |
| <b>Weapons Act offences</b>                           | <b>21</b>      | <b>14</b>            | <b>7</b>                         |
| Unlawful possession of concealed firearm              | 1              | 0                    | 1                                |
| Unlawful possession of firearm – other                | 1              | 1                    | 0                                |
| Bomb possession and/or use of                         | 0              | 0                    | 0                                |
| Possession and/or use other weapons; restricted items | 6              | 4                    | 2                                |
| Weapons Act offences – other                          | 13             | 9                    | 4                                |
| <b>Good order offences</b>                            | <b>124</b>     | <b>85</b>            | <b>39</b>                        |
| Disobey move-on direction                             | 0              | 0                    | 0                                |
| Resist, incite, hinder, obstruct                      | 85             | 58                   | 27                               |
| Fare evasion  | 2              | 2                    | 0                                |
| Public nuisance                                       | 37             | 25                   | 12                               |
| <b>Traffic and related offences</b>                   | <b>80</b>      | <b>43</b>            | <b>37</b>                        |
| Dangerous operation of a vehicle                      | 27             | 17                   | 10                               |
| Drink/drug driving                                    | 36             | 18                   | 18                               |
| Disqualified driving                                  | 17             | 8                    | 9                                |
| Interfere with mechanism of motor vehicle             | 0              | 0                    | 0                                |
| <b>Miscellaneous offences</b>                         | <b>30</b>      | <b>15</b>            | <b>15</b>                        |
| <b>Total</b>  | <b>613</b>     | <b>395</b>           | <b>218</b>                       |

**Table A59 Other offences, Far Northern Police Region and District, cleared in 2023–24, recorded previously**

| Police Region / District                              | Far Northern Region | Far North District |
|---|---------------------|--------------------|
| Offence   | number              | number             |
| <b>Drug offences</b>                                  | <b>122</b>          | <b>122</b>         |
| Trafficking drugs                                     | 3                   | 3                  |
| Possess drugs   | 39                  | 39                 |
| Produce drugs   | 2                   | 2                  |
| Sell/supply drugs                                     | 47                  | 47                 |
| Other drug offences                                   | 31                  | 31                 |
| <b>Liquor offences (excl. drunkenness)</b>            | <b>3</b>            | <b>3</b>           |
| <b>Breach domestic violence order</b>                 | <b>209</b>          | <b>209</b>         |
| <b>Trespassing and vagrancy</b>                       | <b>22</b>           | <b>22</b>          |
| <b>Weapons Act offences</b>                           | <b>12</b>           | <b>12</b>          |
| Unlawful possession of concealed firearm              | 0                   | 0                  |
| Unlawful possession of firearm – other                | 0                   | 0                  |
| Bomb possession and/or use of                         | 0                   | 0                  |
| Possession and/or use other weapons; restricted items | 5                   | 5                  |
| Weapons Act offences – other                          | 7                   | 7                  |
| <b>Good order offences</b>                            | <b>125</b>          | <b>125</b>         |
| Disobey move-on direction                             | 0                   | 0                  |
| Resist, incite, hinder, obstruct                      | 46                  | 46                 |
| Fare evasion  | 3                   | 3                  |
| Public nuisance                                       | 76                  | 76                 |
| <b>Traffic and related offences</b>                   | <b>33</b>           | <b>33</b>          |
| Dangerous operation of a vehicle                      | 11                  | 11                 |
| Drink/drug driving                                    | 17                  | 17                 |
| Disqualified driving                                  | 5                   | 5                  |
| Interfere with mechanism of motor vehicle             | 0                   | 0                  |
| <b>Miscellaneous offences</b>                         | <b>36</b>           | <b>36</b>          |
| <b>Total</b>  | <b>562</b>          | <b>562</b>         |

**Table A60 Other offences, North Coast Police Region and Districts, cleared in 2023–24, recorded previously**

| Police Region / District                              | North Coast Region | Moreton District | Sunshine Coast District | Wide Bay Burnett District |
|---|--------------------|------------------|-------------------------|---------------------------|
| Offence   | number             | — number —       |                         |                           |
| <b>Drug offences</b>                                  | <b>378</b>         | <b>97</b>        | <b>61</b>               | <b>220</b>                |
| Trafficking drugs                                     | 6                  | 1                | 1                       | 4                         |
| Possess drugs   | 167                | 41               | 34                      | 92                        |
| Produce drugs   | 5                  | 0                | 1                       | 4                         |
| Sell/supply drugs                                     | 99                 | 16               | 6                       | 77                        |
| Other drug offences                                   | 101                | 39               | 19                      | 43                        |
| <b>Liquor offences (excl. drunkenness)</b>            | <b>4</b>           | <b>2</b>         | <b>2</b>                | <b>0</b>                  |
| <b>Breach domestic violence order</b>                 | <b>403</b>         | <b>175</b>       | <b>113</b>              | <b>115</b>                |
| <b>Trespassing and vagrancy</b>                       | <b>50</b>          | <b>14</b>        | <b>17</b>               | <b>19</b>                 |
| <b>Weapons Act offences</b>                           | <b>45</b>          | <b>18</b>        | <b>8</b>                | <b>19</b>                 |
| Unlawful possession of concealed firearm              | 2                  | 1                | 0                       | 1                         |
| Unlawful possession of firearm – other                | 4                  | 3                | 0                       | 1                         |
| Bomb possession and/or use of                         | 1                  | 0                | 0                       | 1                         |
| Possession and/or use other weapons; restricted items | 12                 | 5                | 4                       | 3                         |
| Weapons Act offences – other                          | 26                 | 9                | 4                       | 13                        |
| <b>Good order offences</b>                            | <b>197</b>         | <b>75</b>        | <b>50</b>               | <b>72</b>                 |
| Disobey move-on direction                             | 1                  | 0                | 1                       | 0                         |
| Resist, incite, hinder, obstruct                      | 138                | 56               | 31                      | 51                        |
| Fare evasion  | 8                  | 3                | 2                       | 3                         |
| Public nuisance                                       | 50                 | 16               | 16                      | 18                        |
| <b>Traffic and related offences</b>                   | <b>132</b>         | <b>42</b>        | <b>40</b>               | <b>50</b>                 |
| Dangerous operation of a vehicle                      | 24                 | 11               | 8                       | 5                         |
| Drink/drug driving                                    | 66                 | 21               | 22                      | 23                        |
| Disqualified driving                                  | 41                 | 9                | 10                      | 22                        |
| Interfere with mechanism of motor vehicle             | 1                  | 1                | 0                       | 0                         |
| <b>Miscellaneous offences</b>                         | <b>79</b>          | <b>29</b>        | <b>19</b>               | <b>31</b>                 |
| <b>Total</b>  | <b>1,288</b>       | <b>452</b>       | <b>310</b>              | <b>526</b>                |

**Table A61 Other offences, Northern Police Region and Districts, cleared in 2023–24, recorded previously**

| Police Region / District                              | Northern Region | Mount Isa District | Townsville District |
|---|-----------------|--------------------|---------------------|
| Offence   | number          | — number —         |                     |
| <b>Drug offences</b>                                  | <b>429</b>      | <b>37</b>          | <b>392</b>          |
| Trafficking drugs                                     | 7               | 1                  | 6                   |
| Possess drugs   | 114             | 13                 | 101                 |
| Produce drugs   | 1               | 0                  | 1                   |
| Sell/supply drugs                                     | 236             | 9                  | 227                 |
| Other drug offences                                   | 71              | 14                 | 57                  |
| <b>Liquor offences (excl. drunkenness)</b>            | <b>7</b>        | <b>6</b>           | <b>1</b>            |
| <b>Breach domestic violence order</b>                 | <b>253</b>      | <b>49</b>          | <b>204</b>          |
| <b>Trespassing and vagrancy</b>                       | <b>33</b>       | <b>5</b>           | <b>28</b>           |
| <b>Weapons Act offences</b>                           | <b>16</b>       | <b>3</b>           | <b>13</b>           |
| Unlawful possession of concealed firearm              | 1               | 0                  | 1                   |
| Unlawful possession of firearm – other                | 0               | 0                  | 0                   |
| Bomb possession and/or use of                         | 0               | 0                  | 0                   |
| Possession and/or use other weapons; restricted items | 8               | 1                  | 7                   |
| Weapons Act offences – other                          | 7               | 2                  | 5                   |
| <b>Good order offences</b>                            | <b>144</b>      | <b>35</b>          | <b>109</b>          |
| Disobey move-on direction                             | 0               | 0                  | 0                   |
| Resist, incite, hinder, obstruct                      | 78              | 6                  | 72                  |
| Fare evasion  | 3               | 1                  | 2                   |
| Public nuisance                                       | 63              | 28                 | 35                  |
| <b>Traffic and related offences</b>                   | <b>51</b>       | <b>7</b>           | <b>44</b>           |
| Dangerous operation of a vehicle                      | 5               | 1                  | 4                   |
| Drink/drug driving                                    | 28              | 3                  | 25                  |
| Disqualified driving                                  | 18              | 3                  | 15                  |
| Interfere with mechanism of motor vehicle             | 0               | 0                  | 0                   |
| <b>Miscellaneous offences</b>                         | <b>49</b>       | <b>15</b>          | <b>34</b>           |
| <b>Total</b>  | <b>982</b>      | <b>157</b>         | <b>825</b>          |

**Table A62 Other offences, South Eastern Police Region and Districts, cleared in 2023–24, recorded previously**

| Police Region / District                              | South Eastern Region | Gold Coast District | Logan District |
|---|----------------------|---------------------|----------------|
| Offence   | number               | — number —          |                |
| <b>Drug offences</b>                                  | <b>185</b>           | <b>102</b>          | <b>83</b>      |
| Trafficking drugs                                     | 8                    | 7                   | 1              |
| Possess drugs   | 100                  | 53                  | 47             |
| Produce drugs   | 0                    | 0                   | 0              |
| Sell/supply drugs                                     | 11                   | 5                   | 6              |
| Other drug offences                                   | 66                   | 37                  | 29             |
| <b>Liquor offences (excl. drunkenness)</b>            | <b>5</b>             | <b>4</b>            | <b>1</b>       |
| <b>Breach domestic violence order</b>                 | <b>406</b>           | <b>174</b>          | <b>232</b>     |
| <b>Trespassing and vagrancy</b>                       | <b>38</b>            | <b>19</b>           | <b>19</b>      |
| <b>Weapons Act offences</b>                           | <b>44</b>            | <b>21</b>           | <b>23</b>      |
| Unlawful possession of concealed firearm              | 5                    | 3                   | 2              |
| Unlawful possession of firearm – other                | 7                    | 0                   | 7              |
| Bomb possession and/or use of                         | 0                    | 0                   | 0              |
| Possession and/or use other weapons; restricted items | 10                   | 7                   | 3              |
| Weapons Act offences – other                          | 22                   | 11                  | 11             |
| <b>Good order offences</b>                            | <b>139</b>           | <b>67</b>           | <b>72</b>      |
| Disobey move-on direction                             | 0                    | 0                   | 0              |
| Resist, incite, hinder, obstruct                      | 98                   | 42                  | 56             |
| Fare evasion  | 2                    | 2                   | 0              |
| Public nuisance                                       | 39                   | 23                  | 16             |
| <b>Traffic and related offences</b>                   | <b>134</b>           | <b>71</b>           | <b>63</b>      |
| Dangerous operation of a vehicle                      | 24                   | 10                  | 14             |
| Drink/drug driving                                    | 64                   | 35                  | 29             |
| Disqualified driving                                  | 46                   | 26                  | 20             |
| Interfere with mechanism of motor vehicle             | 0                    | 0                   | 0              |
| <b>Miscellaneous offences</b>                         | <b>50</b>            | <b>39</b>           | <b>11</b>      |
| <b>Total</b>  | <b>1,001</b>         | <b>497</b>          | <b>504</b>     |

**Table A63 Other offences, Southern Police Region and Districts, cleared in 2023–24, recorded previously**

| Police Region / District                              | Southern Region | Darling Downs District | Ipswich District | South West District |
|---|-----------------|------------------------|------------------|---------------------|
| Offence   | number          | — number —             |                  |                     |
| <b>Drug offences</b>                                  | <b>206</b>      | <b>65</b>              | <b>114</b>       | <b>27</b>           |
| Trafficking drugs                                     | 5               | 2                      | 3                | 0                   |
| Possess drugs   | 52              | 24                     | 23               | 5                   |
| Produce drugs   | 5               | 1                      | 3                | 1                   |
| Sell/supply drugs                                     | 71              | 1                      | 54               | 16                  |
| Other drug offences                                   | 73              | 37                     | 31               | 5                   |
| <b>Liquor offences (excl. drunkenness)</b>            | <b>3</b>        | <b>3</b>               | <b>0</b>         | <b>0</b>            |
| <b>Breach domestic violence order</b>                 | <b>305</b>      | <b>152</b>             | <b>132</b>       | <b>21</b>           |
| <b>Trespassing and vagrancy</b>                       | <b>35</b>       | <b>20</b>              | <b>11</b>        | <b>4</b>            |
| <b>Weapons Act offences</b>                           | <b>27</b>       | <b>13</b>              | <b>8</b>         | <b>6</b>            |
| Unlawful possession of concealed firearm              | 1               | 0                      | 0                | 1                   |
| Unlawful possession of firearm – other                | 8               | 2                      | 2                | 4                   |
| Bomb possession and/or use of                         | 1               | 1                      | 0                | 0                   |
| Possession and/or use other weapons; restricted items | 5               | 4                      | 1                | 0                   |
| Weapons Act offences – other                          | 12              | 6                      | 5                | 1                   |
| <b>Good order offences</b>                            | <b>169</b>      | <b>103</b>             | <b>38</b>        | <b>28</b>           |
| Disobey move-on direction                             | 0               | 0                      | 0                | 0                   |
| Resist, incite, hinder, obstruct                      | 99              | 57                     | 30               | 12                  |
| Fare evasion  | 3               | 0                      | 3                | 0                   |
| Public nuisance                                       | 67              | 46                     | 5                | 16                  |
| <b>Traffic and related offences</b>                   | <b>77</b>       | <b>41</b>              | <b>24</b>        | <b>12</b>           |
| Dangerous operation of a vehicle                      | 21              | 11                     | 8                | 2                   |
| Drink/drug driving                                    | 37              | 19                     | 11               | 7                   |
| Disqualified driving                                  | 18              | 10                     | 5                | 3                   |
| Interfere with mechanism of motor vehicle             | 1               | 1                      | 0                | 0                   |
| <b>Miscellaneous offences</b>                         | <b>94</b>       | <b>38</b>              | <b>52</b>        | <b>4</b>            |
| <b>Total</b>  | <b>916</b>      | <b>435</b>             | <b>379</b>       | <b>102</b>          |

## 4.0 Regional comparisons

The graphs in this section display changes in the rates of selected recorded offences per 100,000 estimated resident population (ERP), for financial years 2022–23 and 2023–24, for Queensland and the seven Queensland Police Service regions: Brisbane, Central, Far Northern, North Coast, Northern, South Eastern and Southern.

Expressing offences in terms of rate per 100,000 persons enables the recorded crime level of a region to be compared with itself over time and with that of other regions.

Population growth can lead to a rise in numbers of offences, and therefore simple counts cannot and should not be used to gauge the true level of crime in a region. However, it is important to note that transient population groups such as tourists are not factored into the ERP. This would have particular impact on high tourism areas where crime rates may be overestimated.

**Please note the following with regard to this section:**

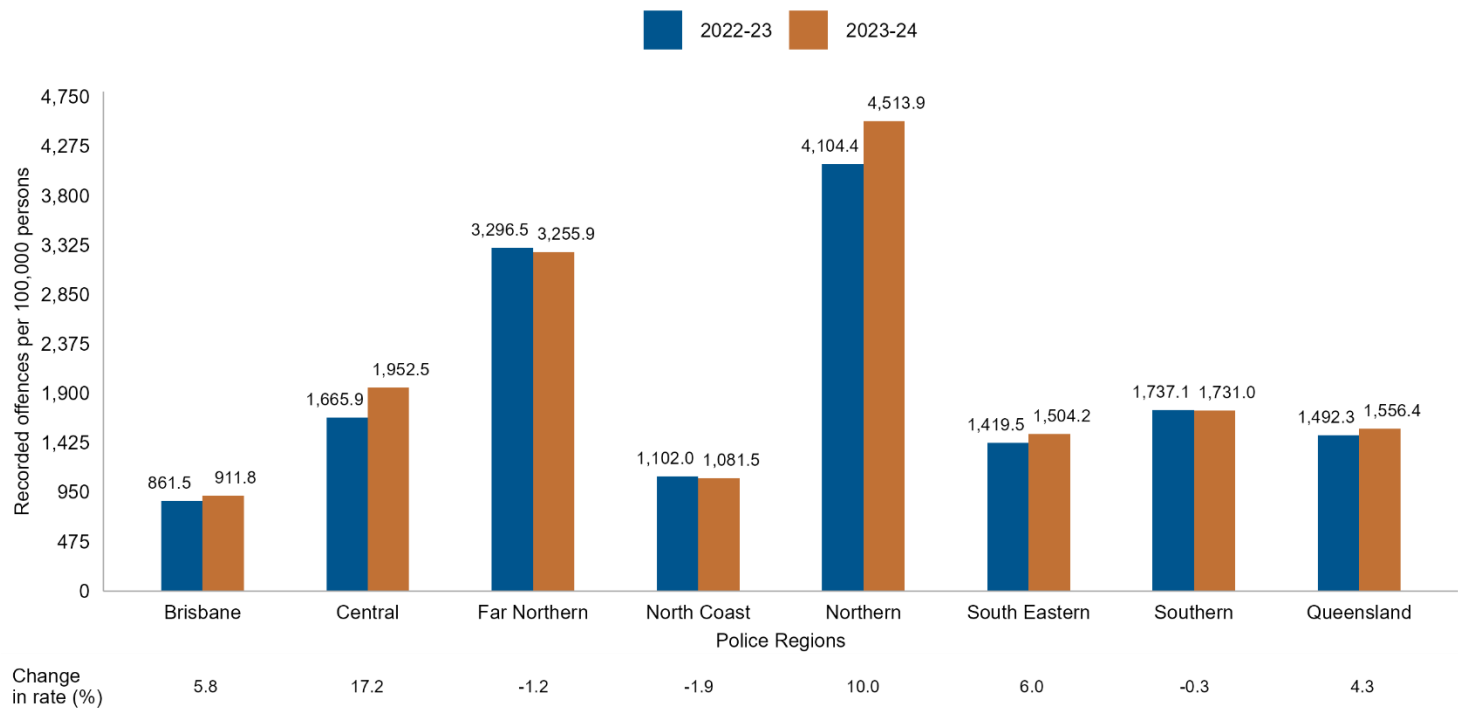
- Rates are presented per 100,000 estimated resident population.
- Although offence rate has been rounded to one decimal place, the actual rate was used to calculate the absolute rate change between the two periods.
- Any of the tables in this section may include some offences where the region in which the offence occurred cannot be identified. Such offences have been included in the Queensland totals only, and therefore region statistics may not always sum to Queensland totals.

Offence data by region are expressed as rate per 100,000 estimated resident population. Transient population groups such as tourists are not factored into the ERP.

When comparing rates, please be aware that scales used vary between figures.

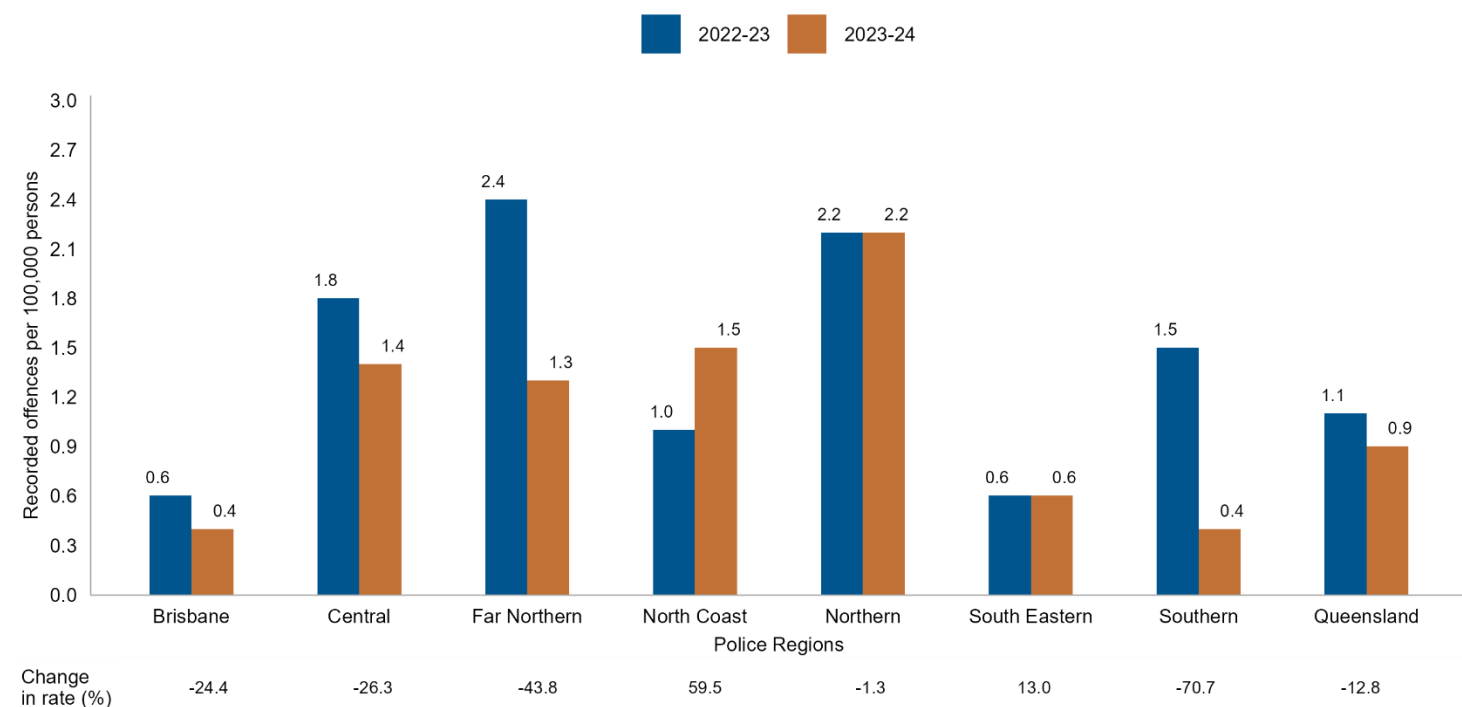
4.1. Selected offences against the person

Figure A2 Offences against the person – all offences, by police region



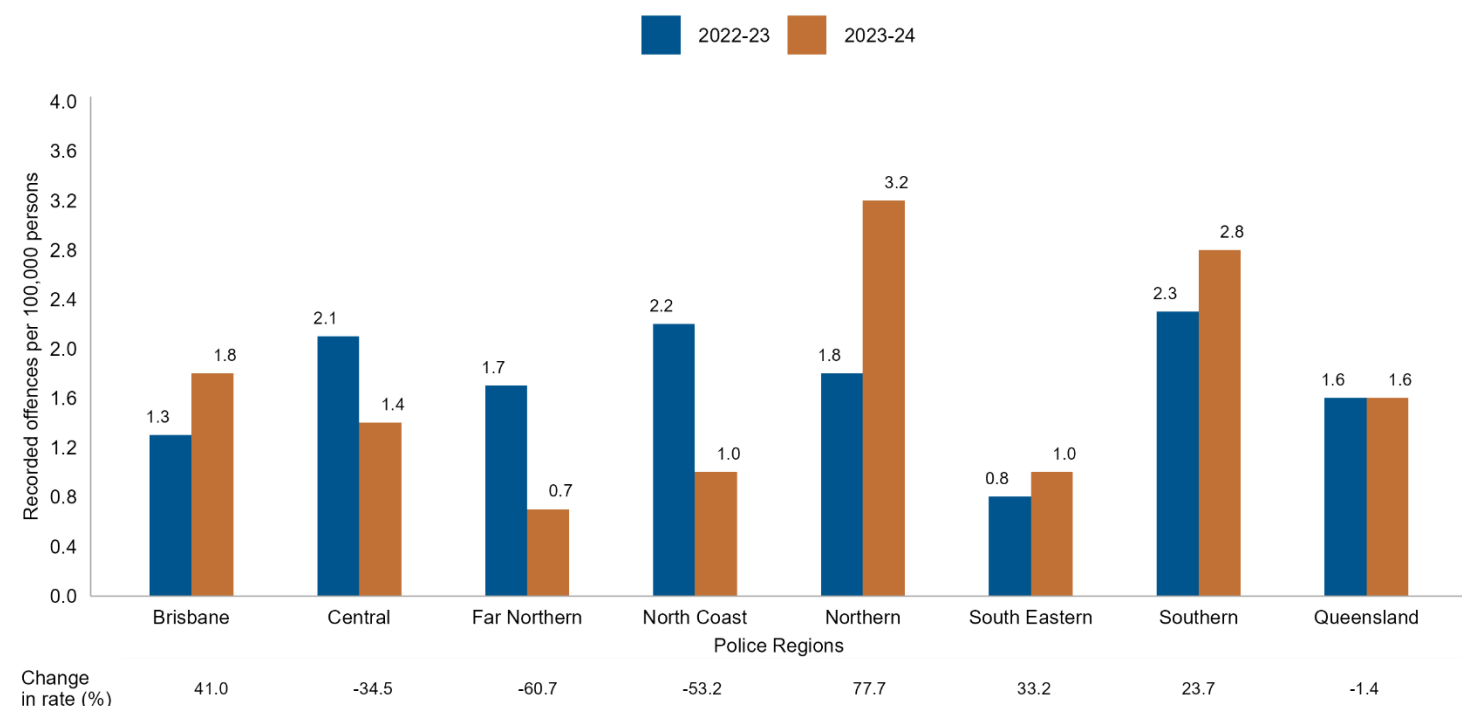
Note: Rates are calculated per 100,000 persons. Any rates and change in rates based on small counts (<10) should be interpreted with extreme caution

**Figure A3 Homicide (Murder), by police region**



Note: This is a low-volume offence type and, as such, may be subject to fluctuations across time and geographical areas. Rates are calculated per 100,000 persons. Any rates and change in rates based on small counts (<10) should be interpreted with extreme caution.

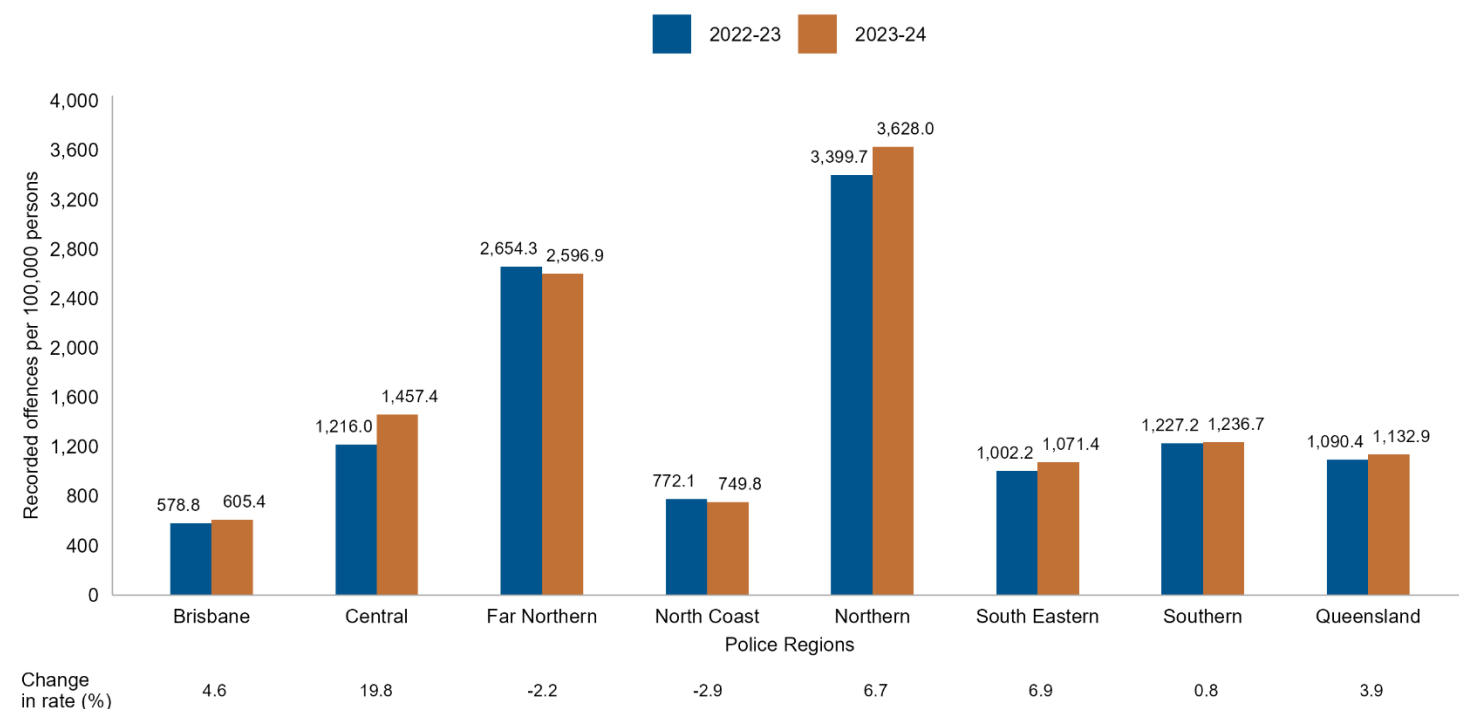
**Figure A4 Other homicide offences<sup>(a)</sup>, by police region**



(a) Attempted murder; conspiracy to murder; manslaughter (incl. by driving or striking).

Note: This is a low-volume offence type and, as such, may be subject to fluctuations across time and geographical areas. Rates are calculated per 100,000 persons. Any rates and change in rates based on small counts (<10) should be interpreted with extreme caution.

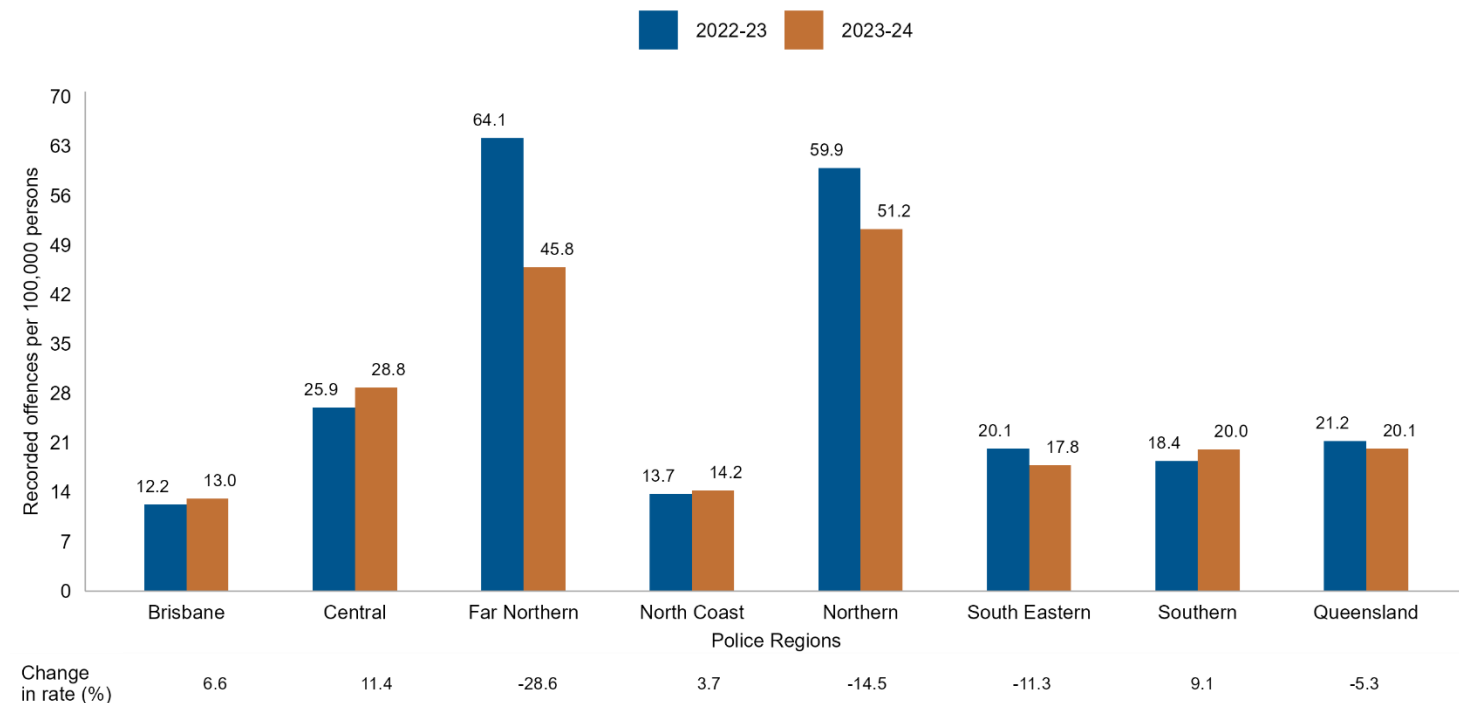
**Figure A5 Assault – all<sup>(a)</sup>, by police region**



(a) *Strangulation in a domestic setting* is now classified under 'assault', but in previous reports was classified under 'Other offences against the person / life endangering acts'.

Note: Rates are calculated per 100,000 persons. Any rates and change in rates based on small counts (<10) should be interpreted with extreme caution

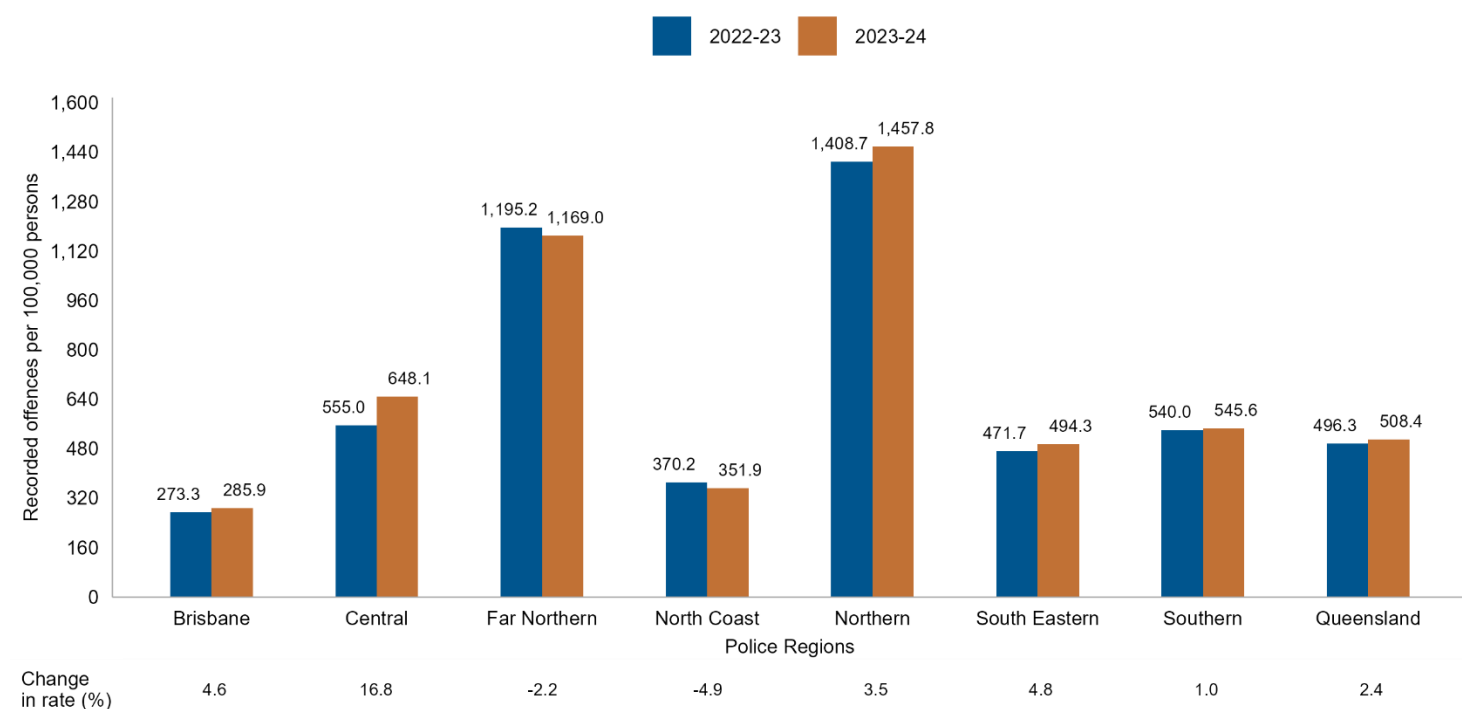
**Figure A6 Grievous assault<sup>(a)</sup>, by police region**



(a) Assault resulting in grievous bodily harm.

Note: This is a low-volume offence type and, as such, may be subject to fluctuations across time and geographical areas. Rates are calculated per 100,000 persons. Any rates and change in rates based on small counts (<10) should be interpreted with extreme caution.

**Figure A7 Serious assault<sup>(a)(b)</sup>, by police region**

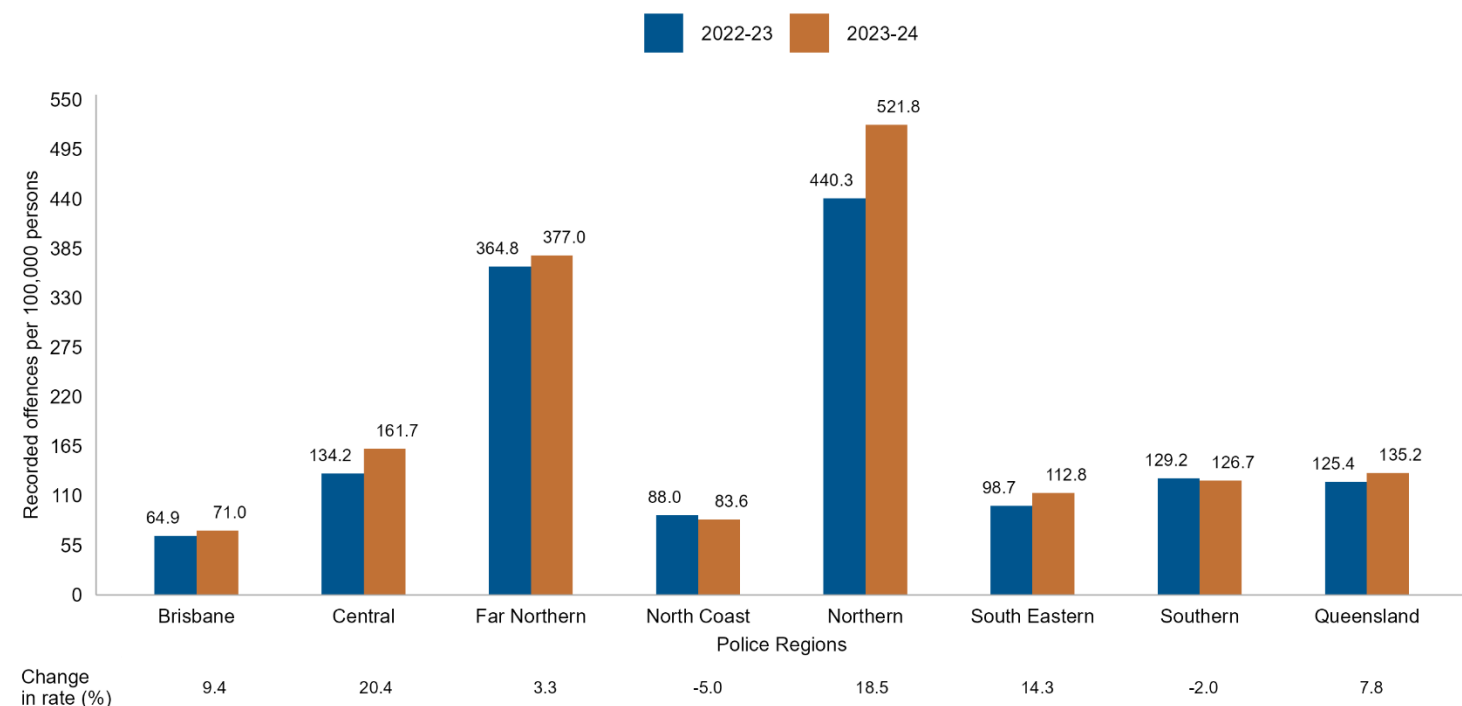


(a) *Strangulation in a domestic setting* is now classified under 'serious assault', but in previous reports was classified under 'Other offences against the person / life endangering acts'.

(b) Assault resulting in injury (excluding grievous bodily harm).

Note: Rates are calculated per 100,000 persons. Any rates and change in rates based on small counts (<10) should be interpreted with extreme caution

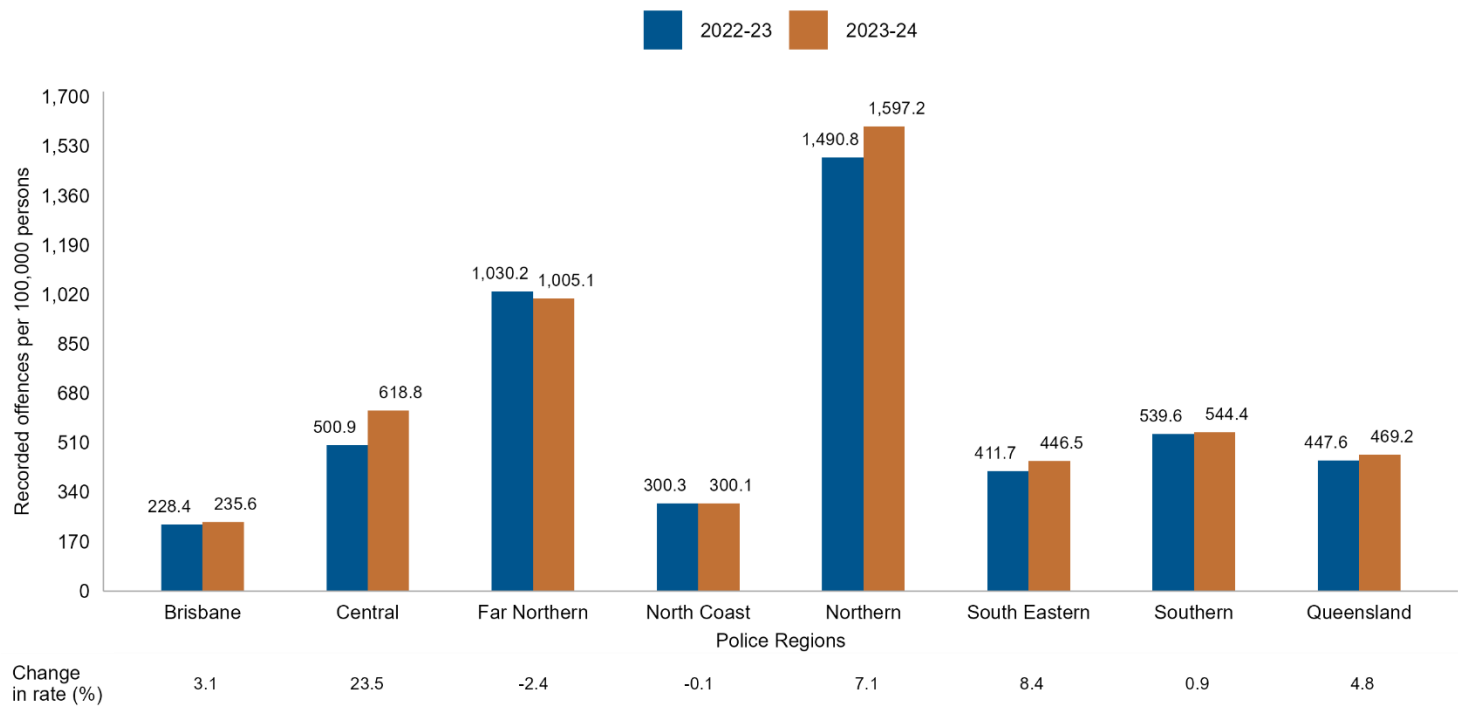
**Figure A8 Serious assault (other)<sup>(a)</sup>, by police region**



(a) Serious assault not resulting in injury.

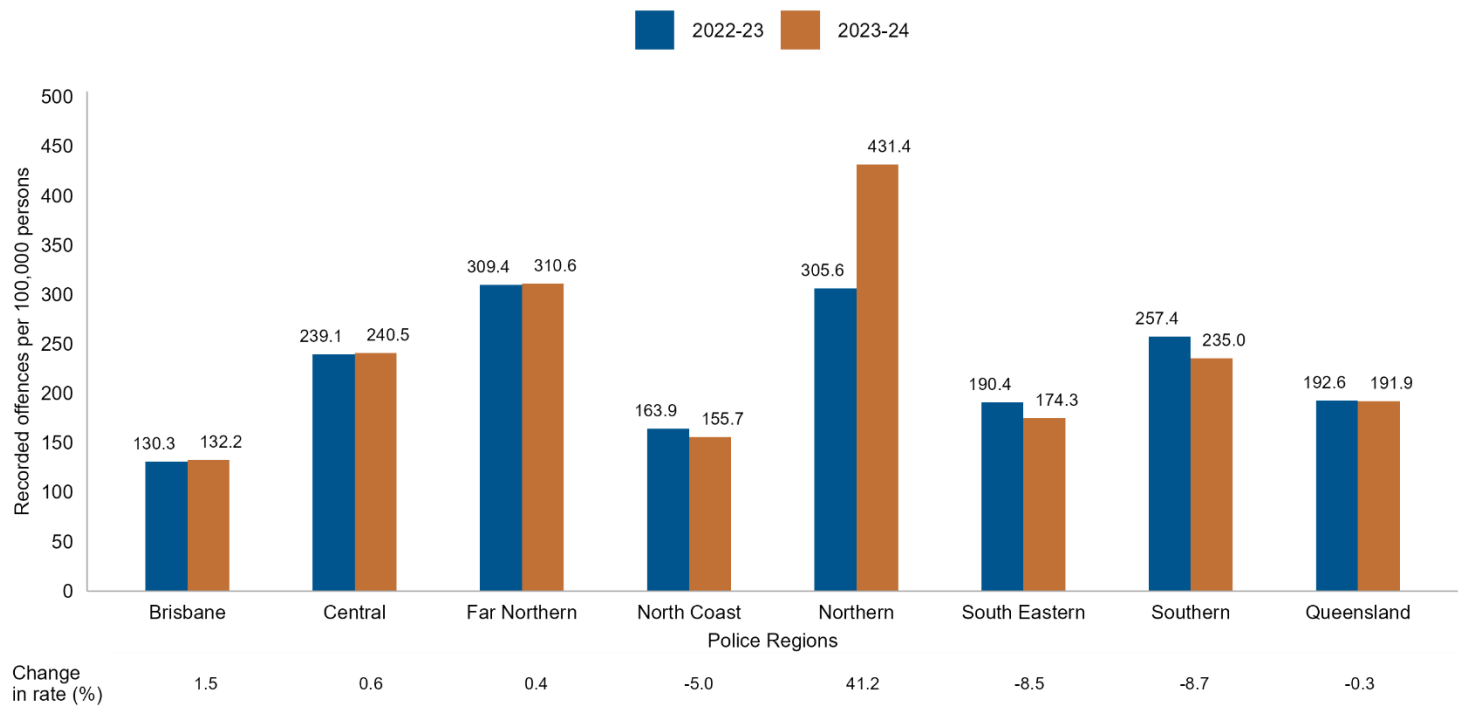
Note: Rates are calculated per 100,000 persons. Any rates and change in rates based on small counts (<10) should be interpreted with extreme caution

Figure A9 Common assault, by police region



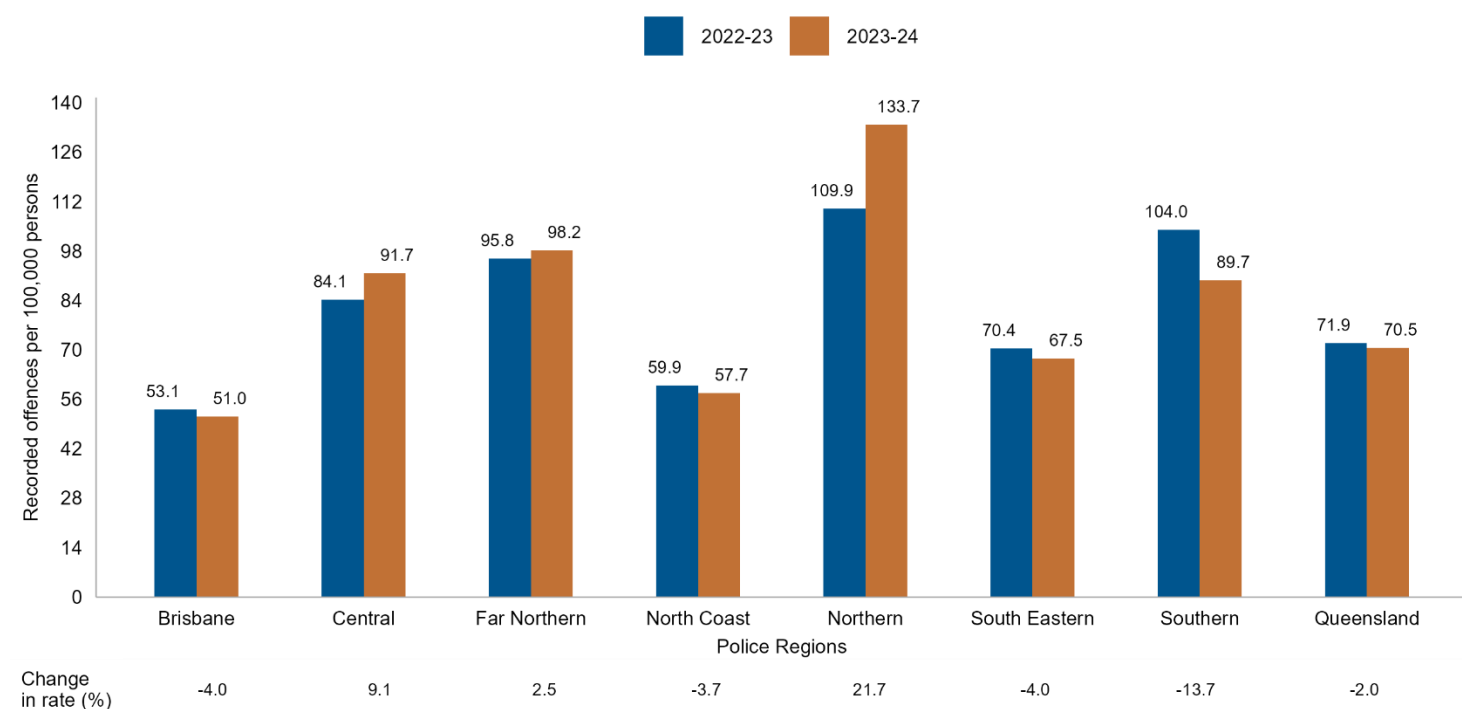
Note: Rates are calculated per 100,000 persons. Any rates and change in rates based on small counts (<10) should be interpreted with extreme caution

Figure A10 Sexual offences– all, by police region



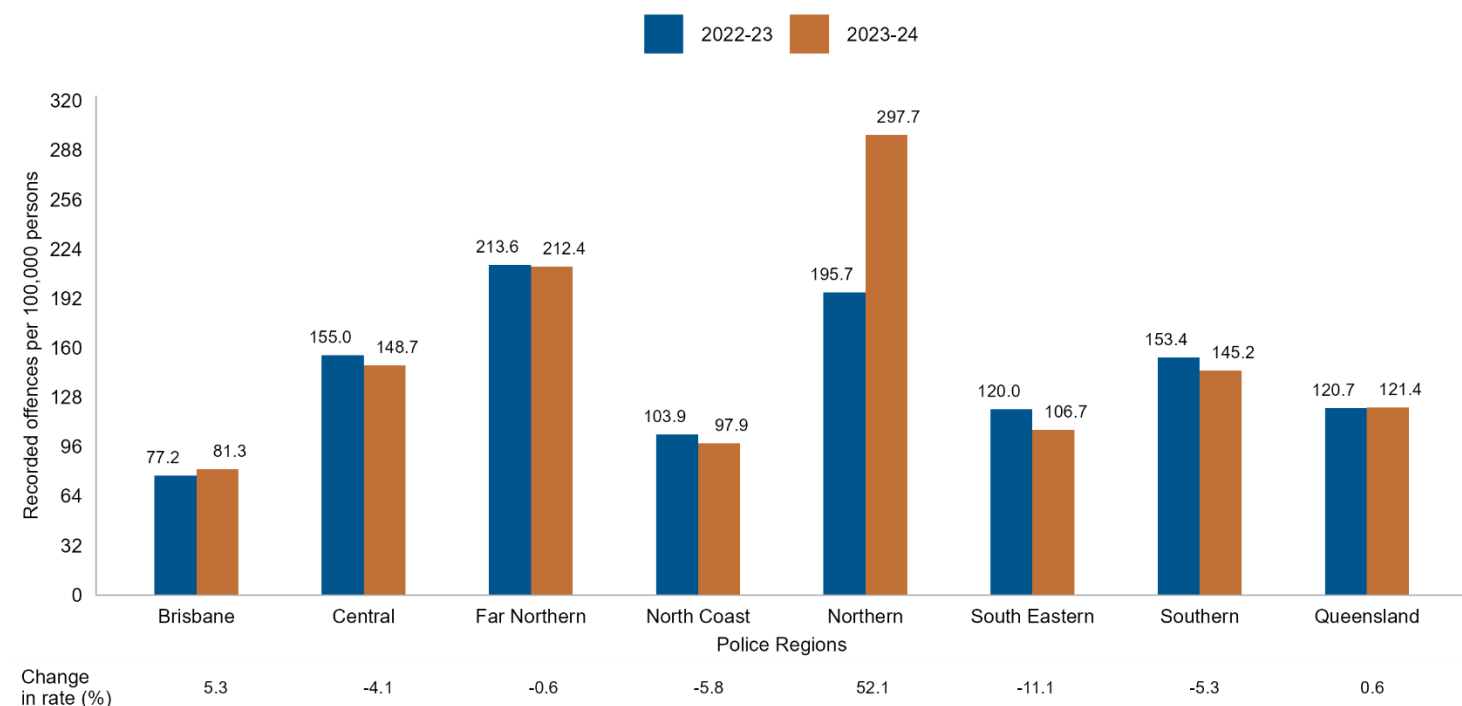
Note: Rates are calculated per 100,000 persons. Any rates and change in rates based on small counts (<10) should be interpreted with extreme caution.

**Figure A11 Rape and attempted rape, by police region**



Note: Rates are calculated per 100,000 persons. Any rates and change in rates based on small counts (<10) should be interpreted with extreme caution.

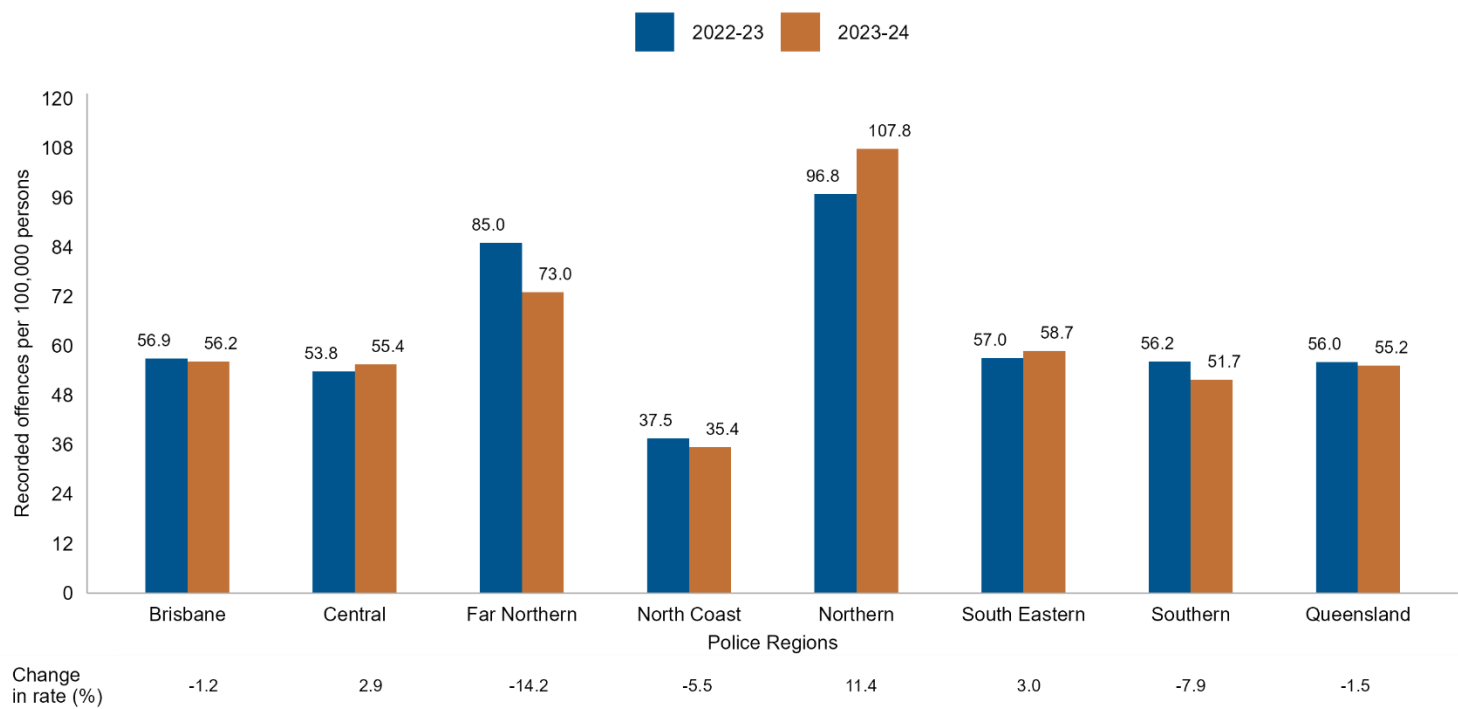
**Figure A12 Other sexual offences<sup>(a)</sup>, by police region**



(a) Sexual offences other than rape / attempted rape.

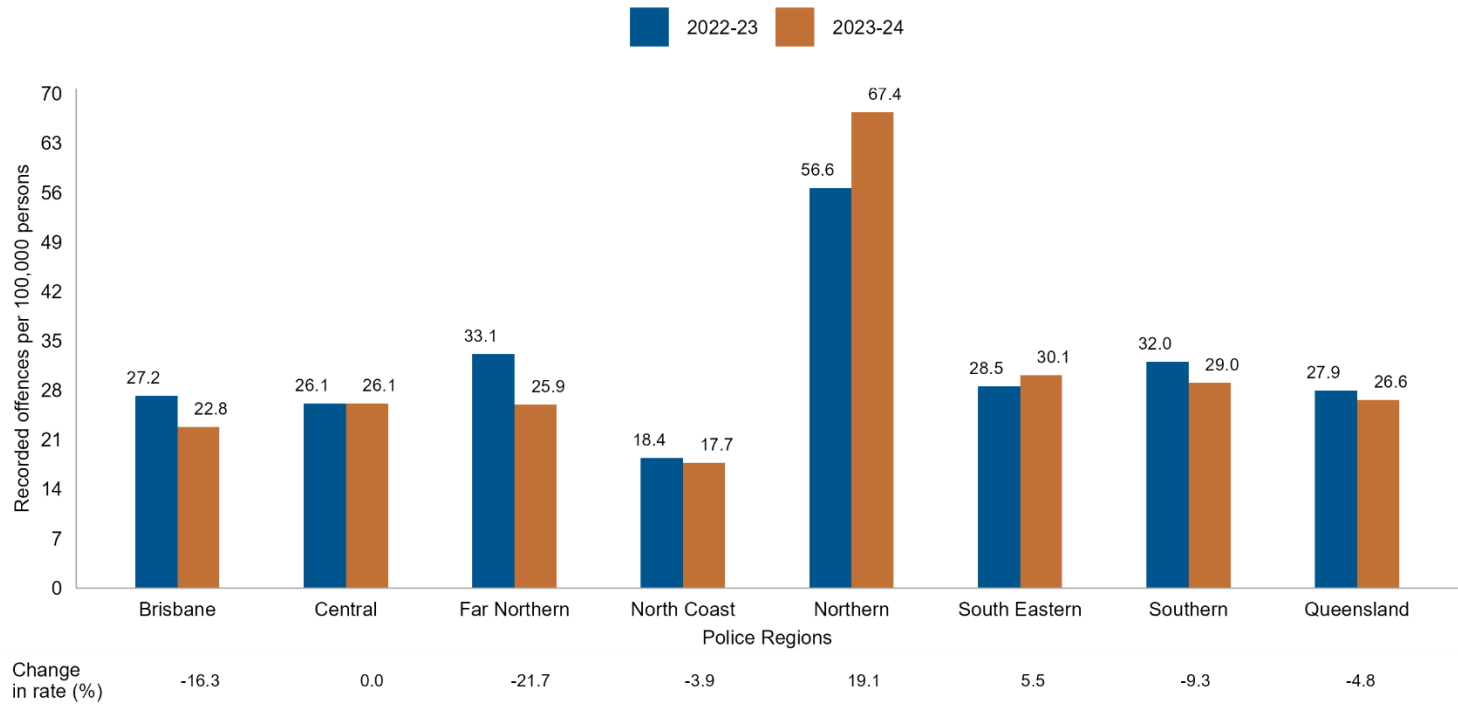
Note: Rates are calculated per 100,000 persons. Any rates and change in rates based on small counts (<10) should be interpreted with extreme caution.

Figure A13 Robbery – all, by police region



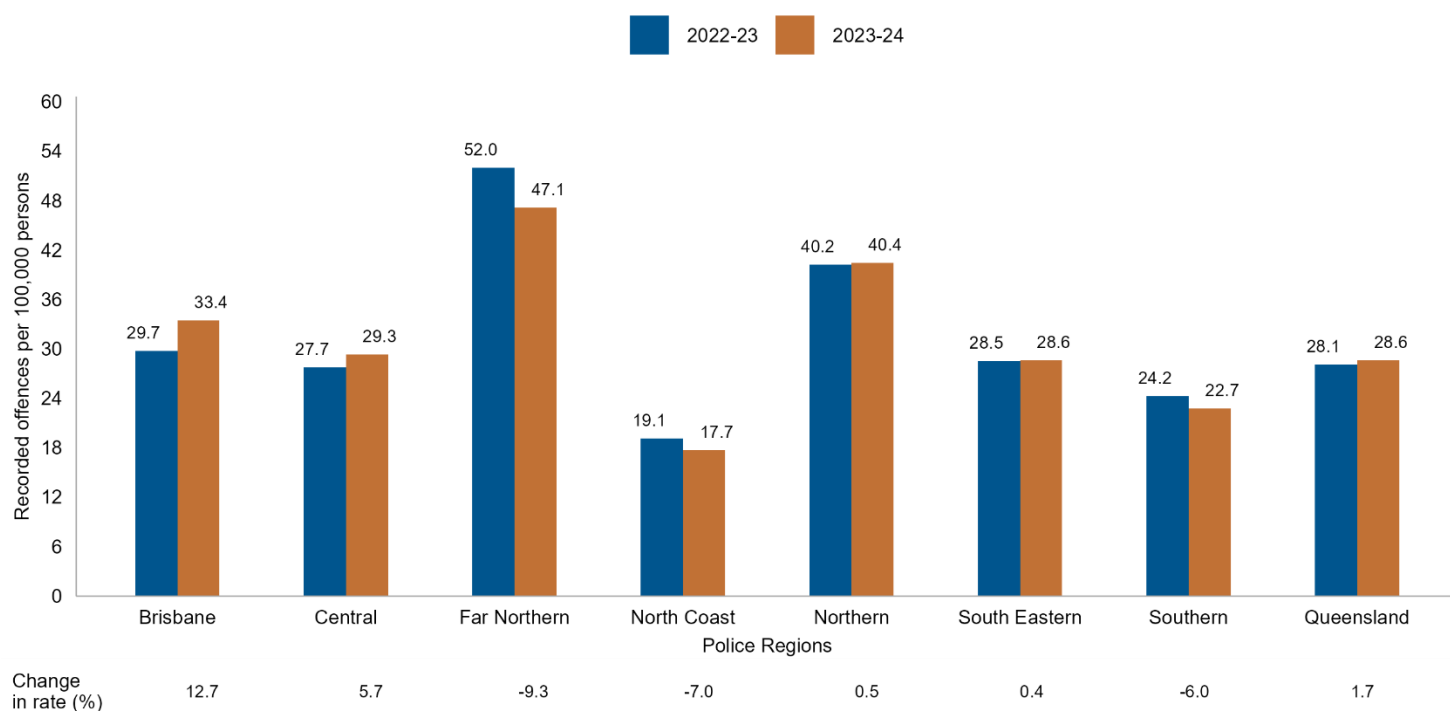
Note: Rates are calculated per 100,000 persons. Any rates and change in rates based on small counts (<10) should be interpreted with extreme caution.

Figure A14 Armed robbery, by police region



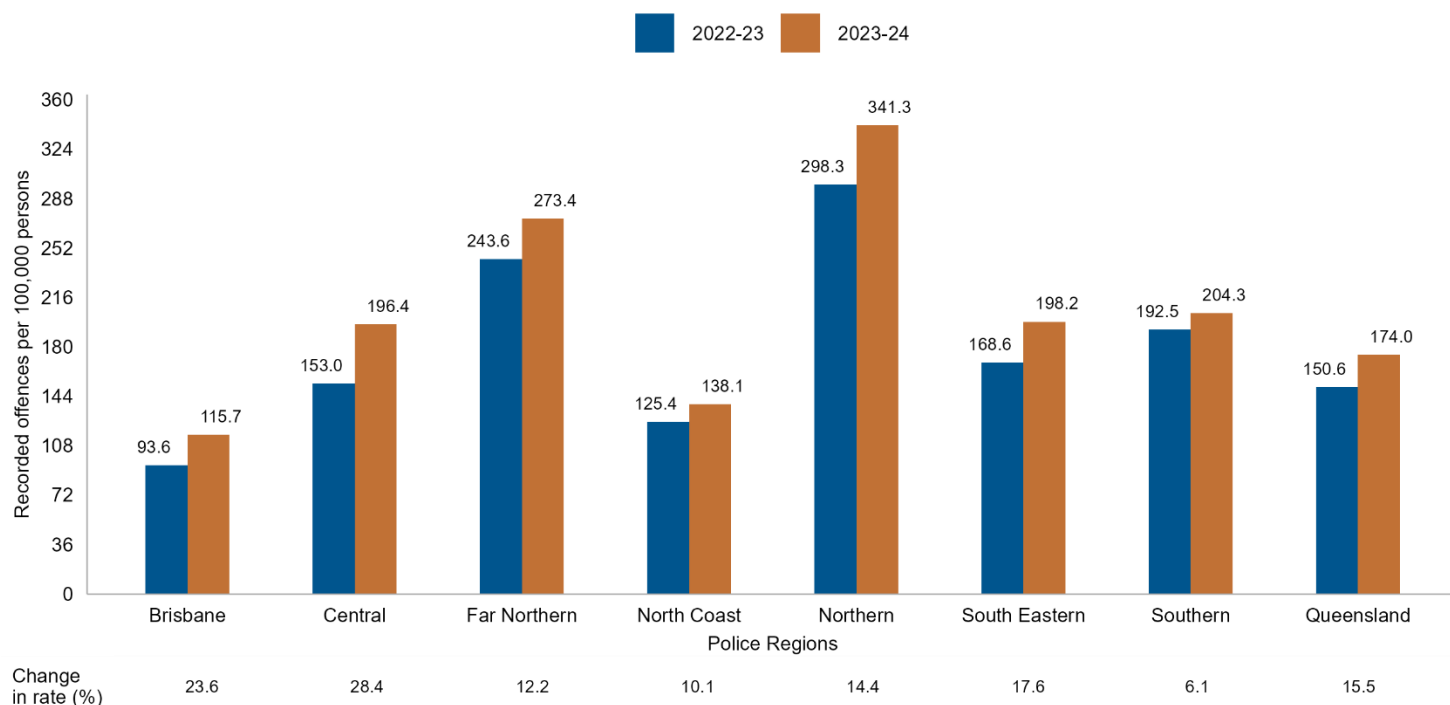
Note: Rates are calculated per 100,000 persons. Any rates and change in rates based on small counts (<10) should be interpreted with extreme caution.

**Figure A15 Unarmed robbery, by police region**



Note: Rates are calculated per 100,000 persons. Any rates and change in rates based on small counts (<10) should be interpreted with extreme caution.

**Figure A16 Other offences against the person – all<sup>(a)(b)</sup>, by police region**

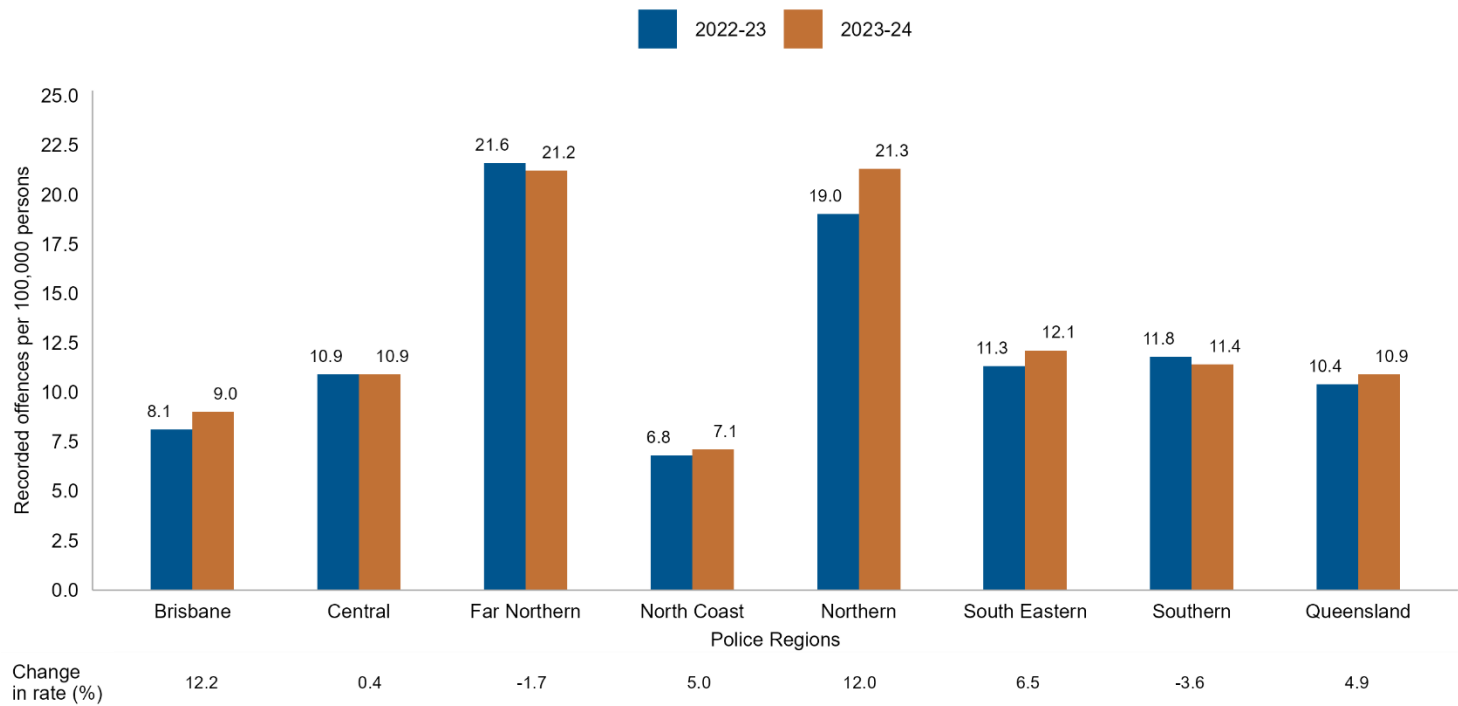


(a) Includes kidnapping and abduction; extortion; stalking; life endangering acts.

(b) *Strangulation in a domestic setting* is now classified under 'serious assault', but in previous reports was classified under 'Other offences against the person / life endangering acts'.

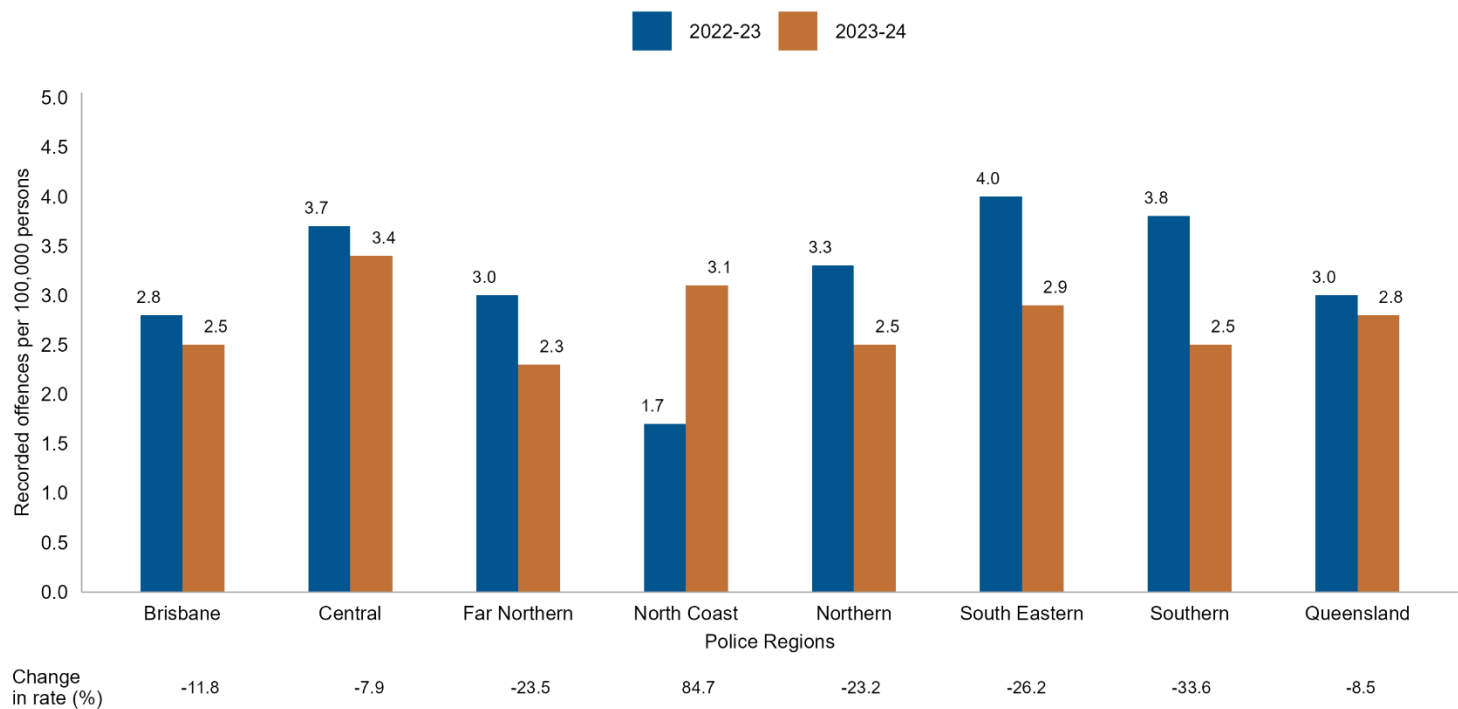
Note: Rates are calculated per 100,000 persons. Any rates and change in rates based on small counts (<10) should be interpreted with extreme caution.

Figure A17 Kidnapping, abduction etc., by police region



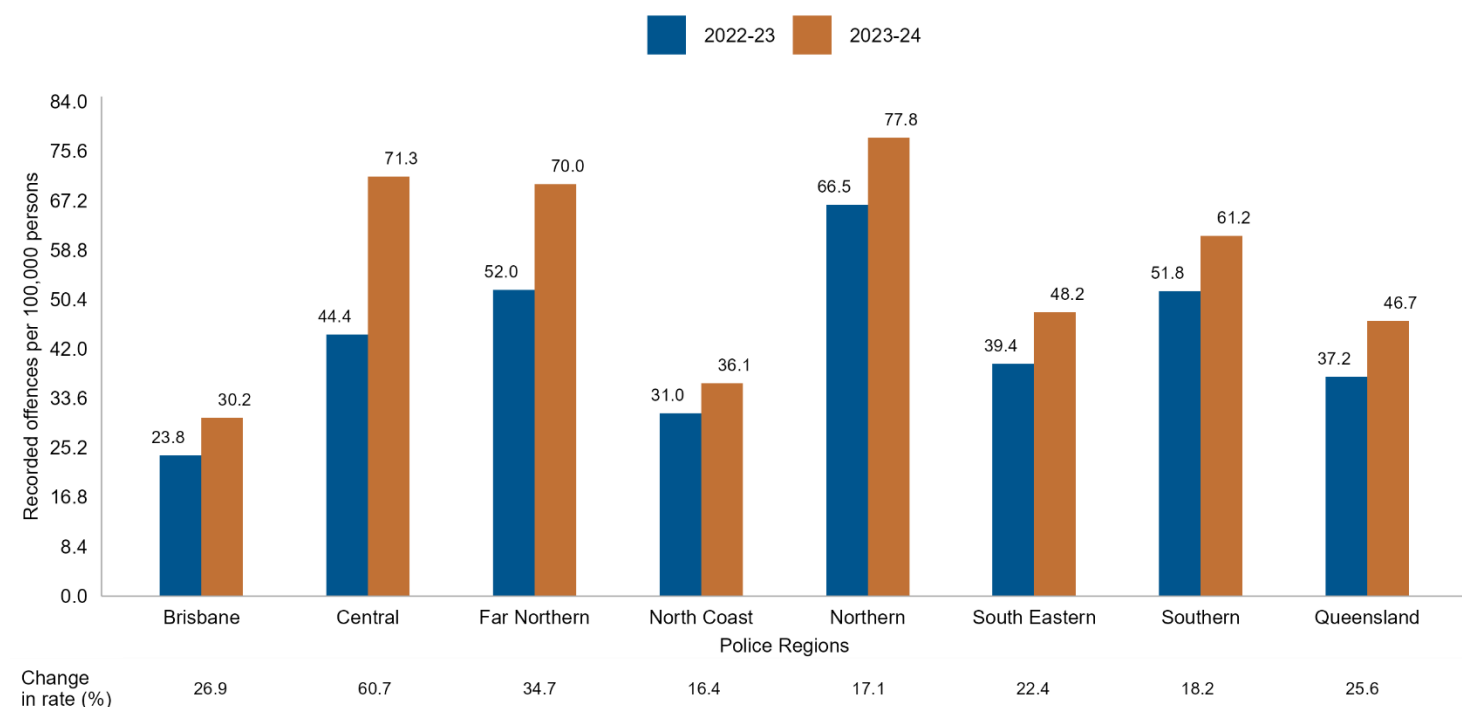
Note: This is a low-volume offence type and, as such, may be subject to fluctuations across time and geographical areas. Rates are calculated per 100,000 persons. Any rates and change in rates based on small counts (<10) should be interpreted with extreme caution.

Figure A18 Extortion, by police region



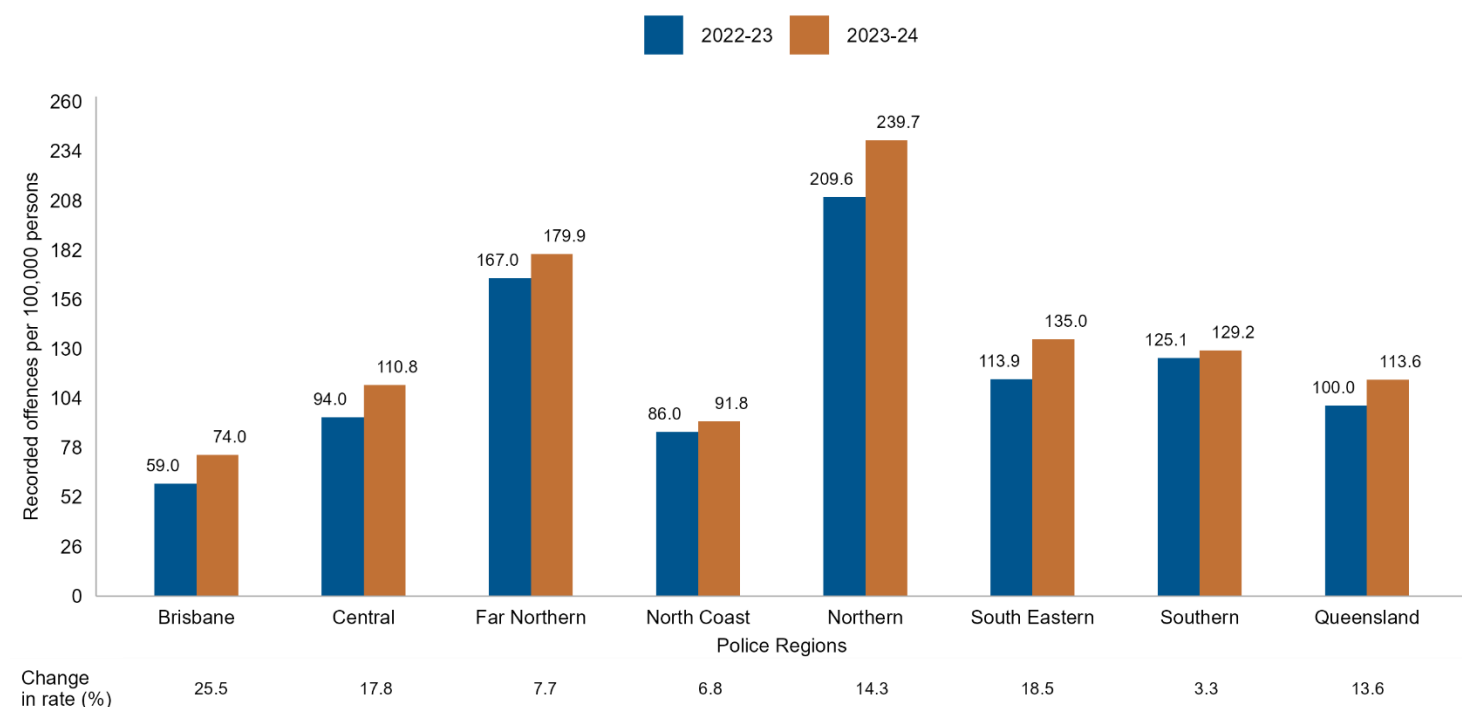
Note: This is a low-volume offence type and, as such, may be subject to fluctuations across time and geographical areas. Rates are calculated per 100,000 persons. Any rates and change in rates based on small counts (<10) should be interpreted with extreme caution.

**Figure A19 Stalking, by police region**



Note: Rates are calculated per 100,000 persons. Any rates and change in rates based on small counts (<10) should be interpreted with extreme caution.

**Figure A20 Life endangering acts<sup>(a)(b)</sup>, by police region**



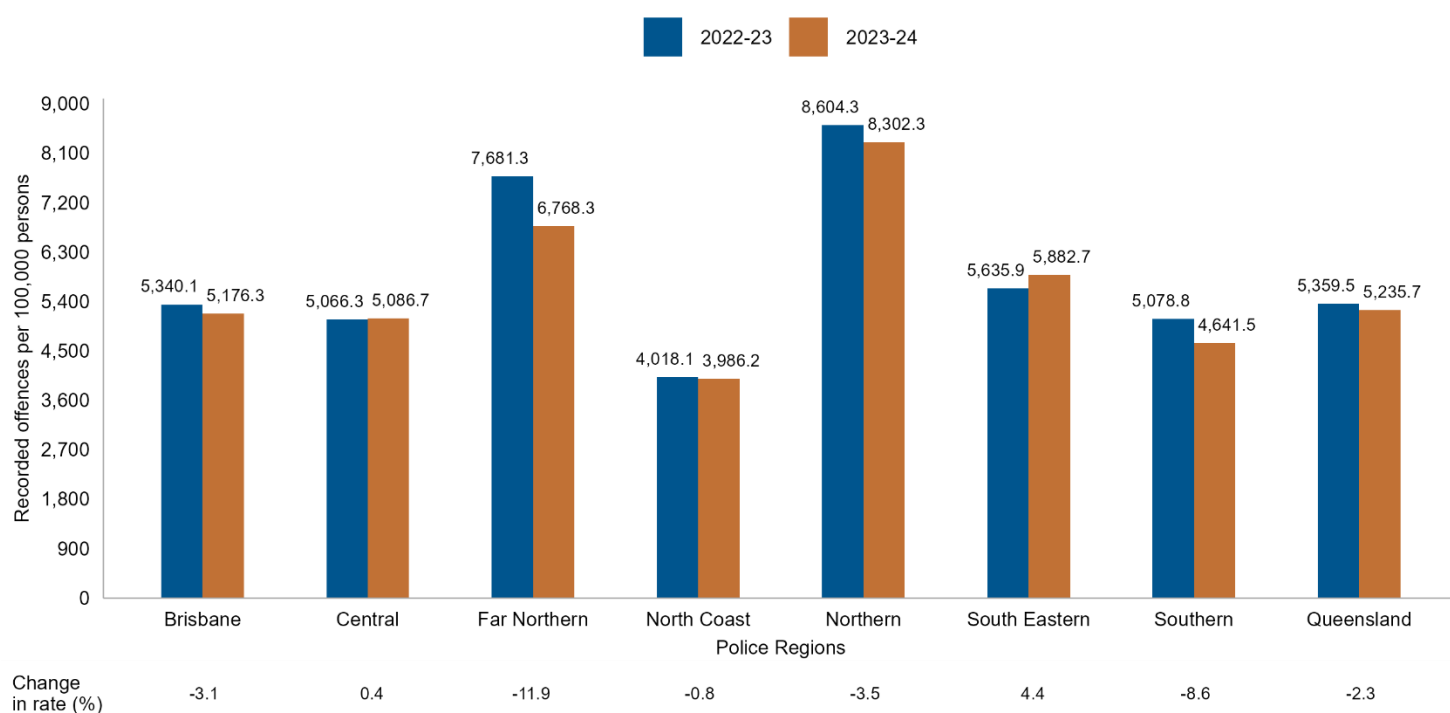
(a) Includes ill treatment of child; bomb threat; threats/harassment—cyber; driving causing grievous bodily harm; endanger lives on transport; and other life endangering acts.

(b) *Strangulation in a domestic setting* is now classified under 'serious assault', but in previous reports was classified under 'Other offences against the person / life endangering acts'.

Note: Rates are calculated per 100,000 persons. Any rates and change in rates based on small counts (<10) should be interpreted with extreme caution.

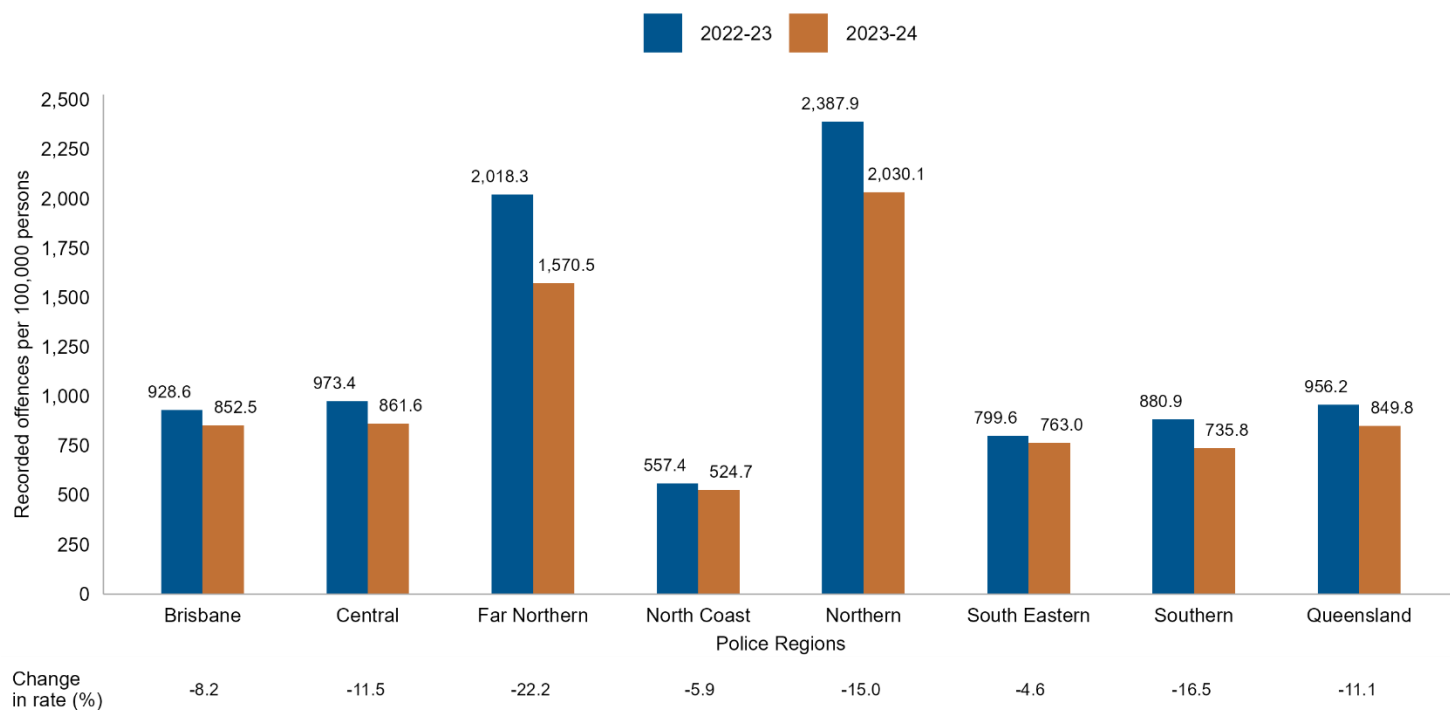
## 4.2. Selected offences against property

**Figure A21** Offences against property – all offences, by police region



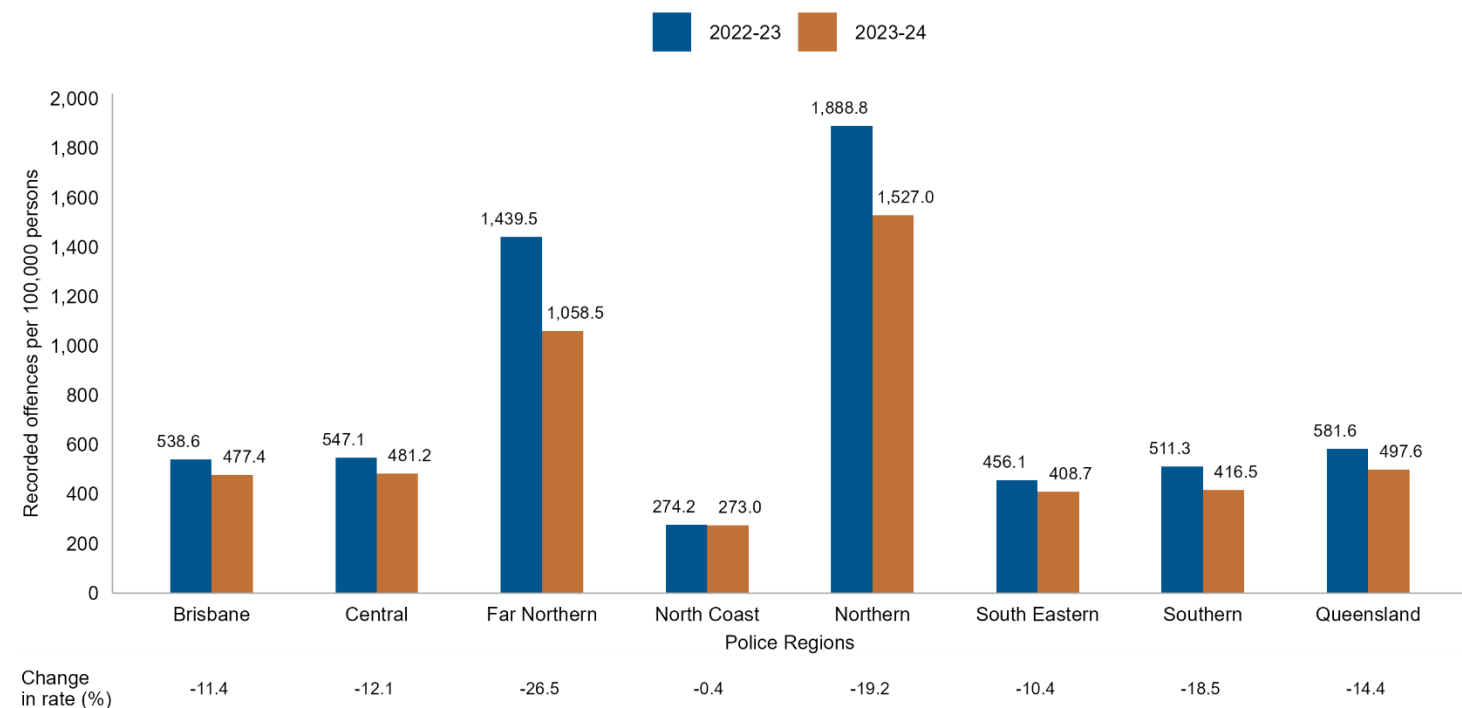
Note: Rates are calculated per 100,000 persons. Any rates and change in rates based on small counts (<10) should be interpreted with extreme caution.

**Figure A22** Unlawful entry – all, by police region



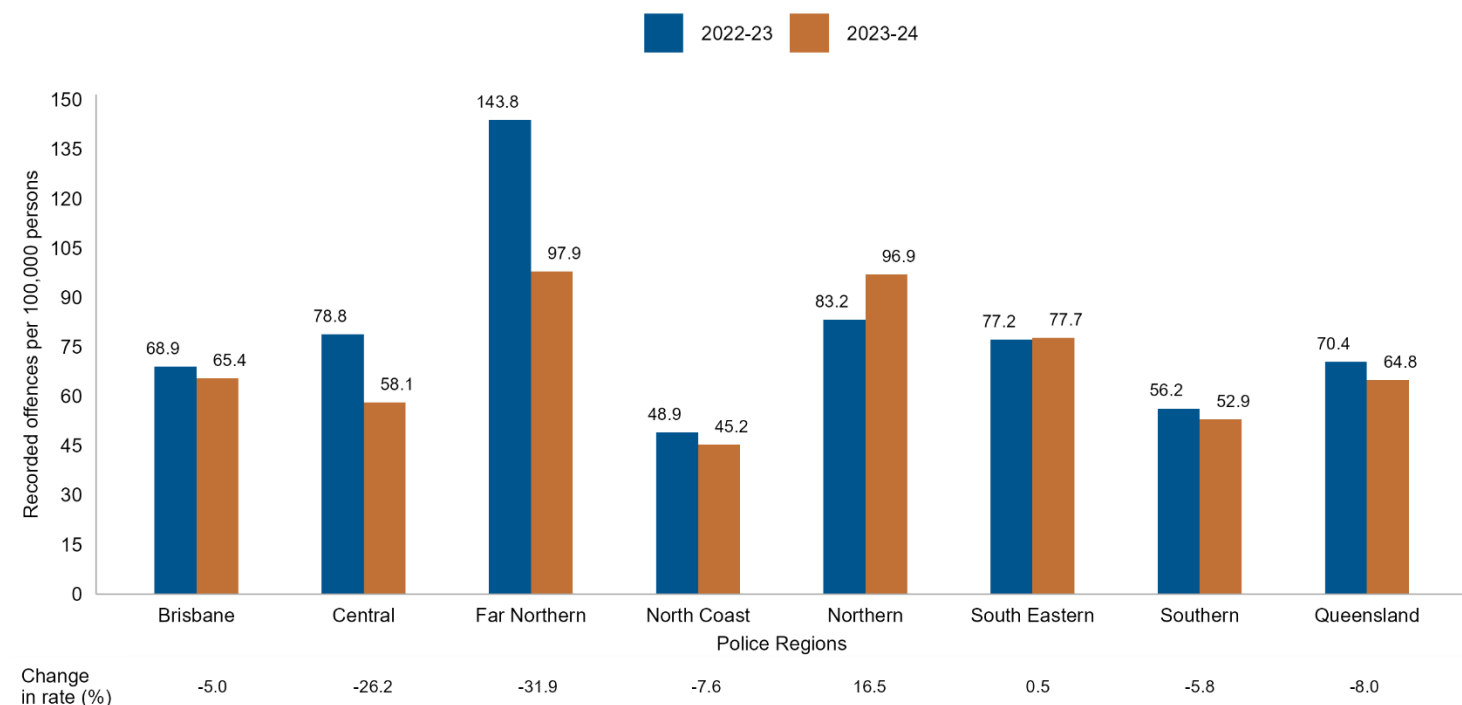
Note: Rates are calculated per 100,000 persons. Any rates and change in rates based on small counts (<10) should be interpreted with extreme caution.

**Figure A23 Unlawful entry with intent – dwelling, by police region**



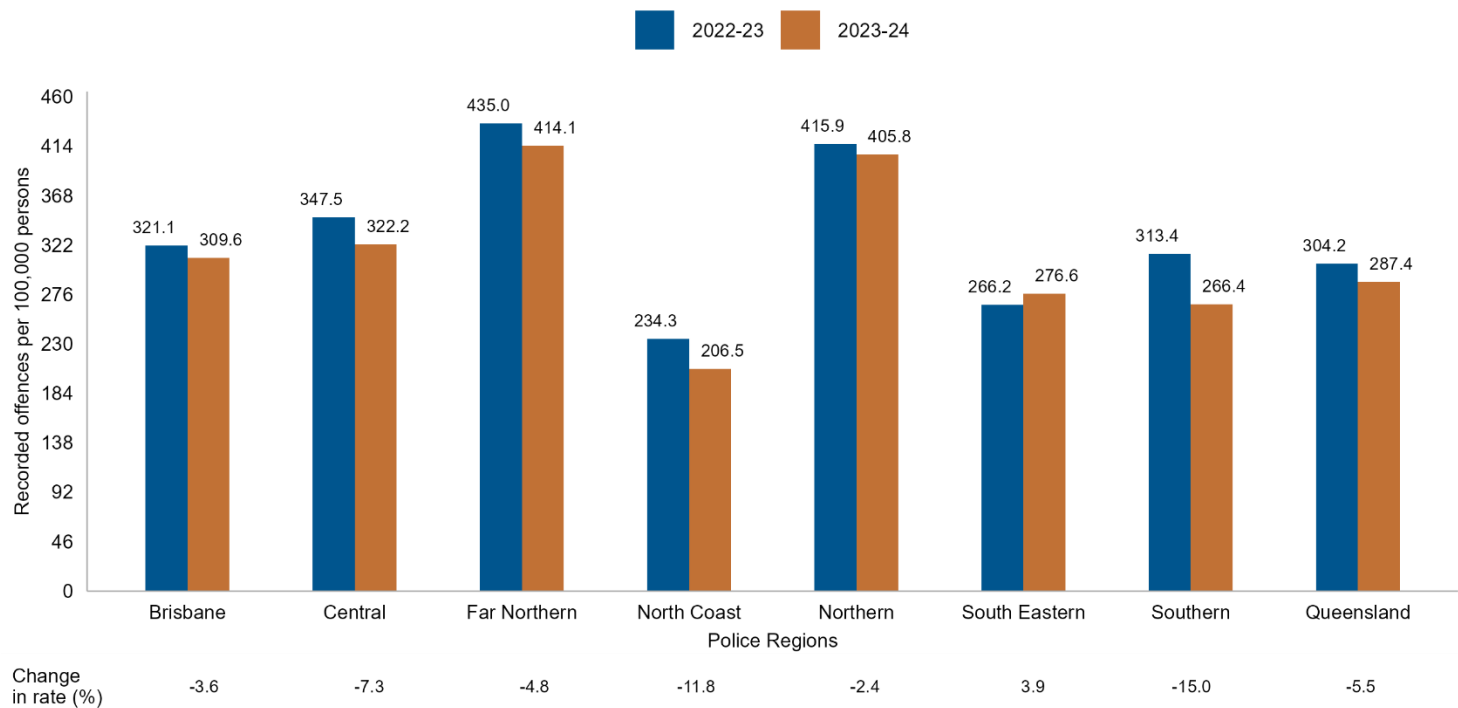
Note: Rates are calculated per 100,000 persons. Any rates and change in rates based on small counts (<10) should be interpreted with extreme caution.

**Figure A24 Unlawful entry with intent – shop, by police region**



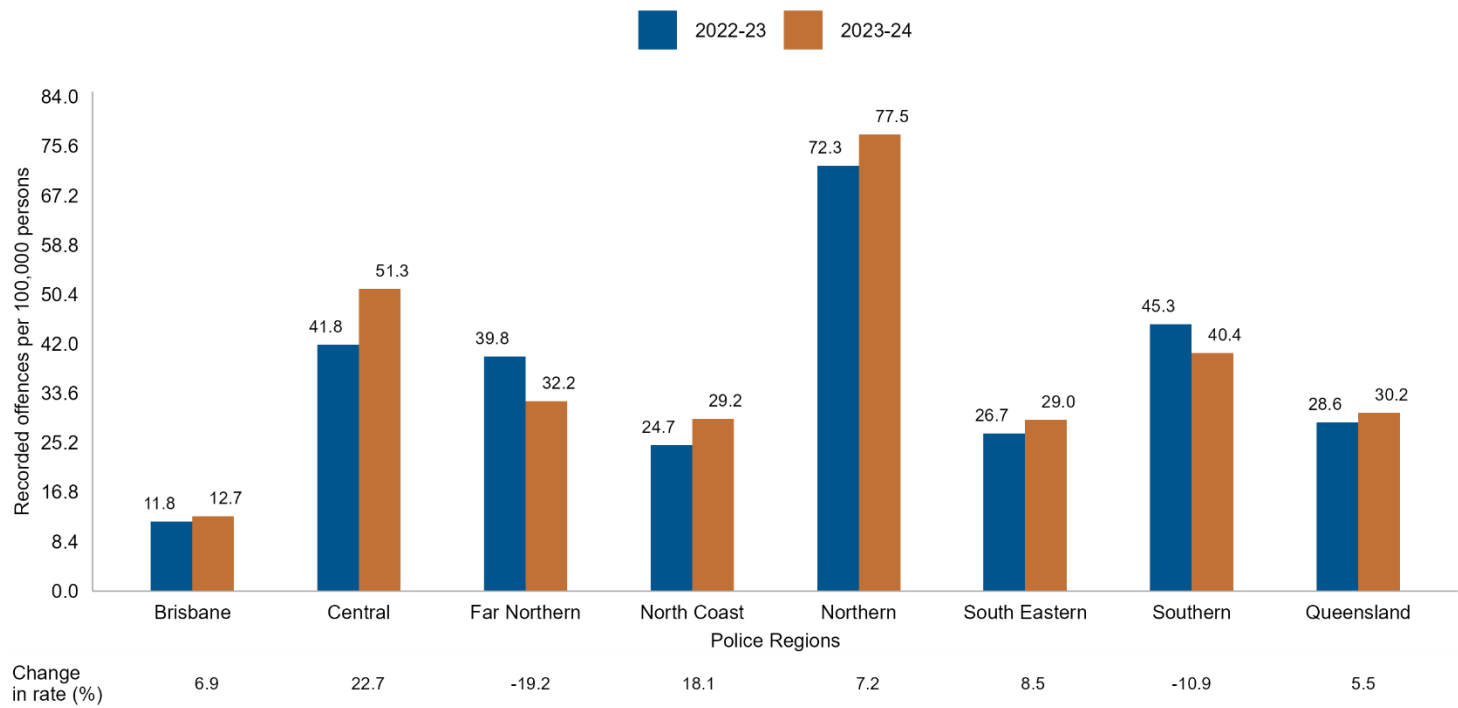
Note: Rates are calculated per 100,000 persons. Any rates and change in rates based on small counts (<10) should be interpreted with extreme caution.

Figure A25 Unlawful entry with intent – other, by police region



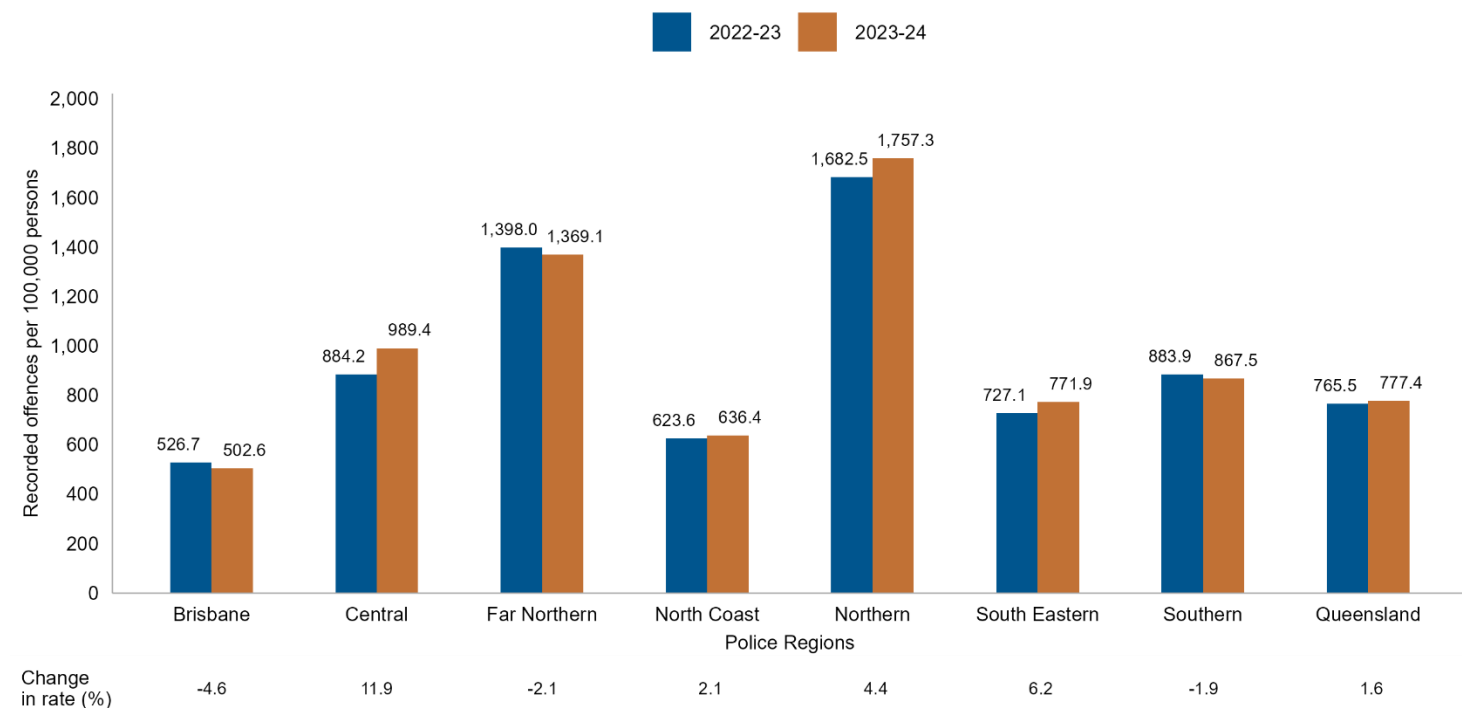
Note: Rates are calculated per 100,000 persons. Any rates and change in rates based on small counts (<10) should be interpreted with extreme caution.

Figure A26 Arson, by police region



Note: Rates are calculated per 100,000 persons. Any rates and change in rates based on small counts (<10) should be interpreted with extreme caution.

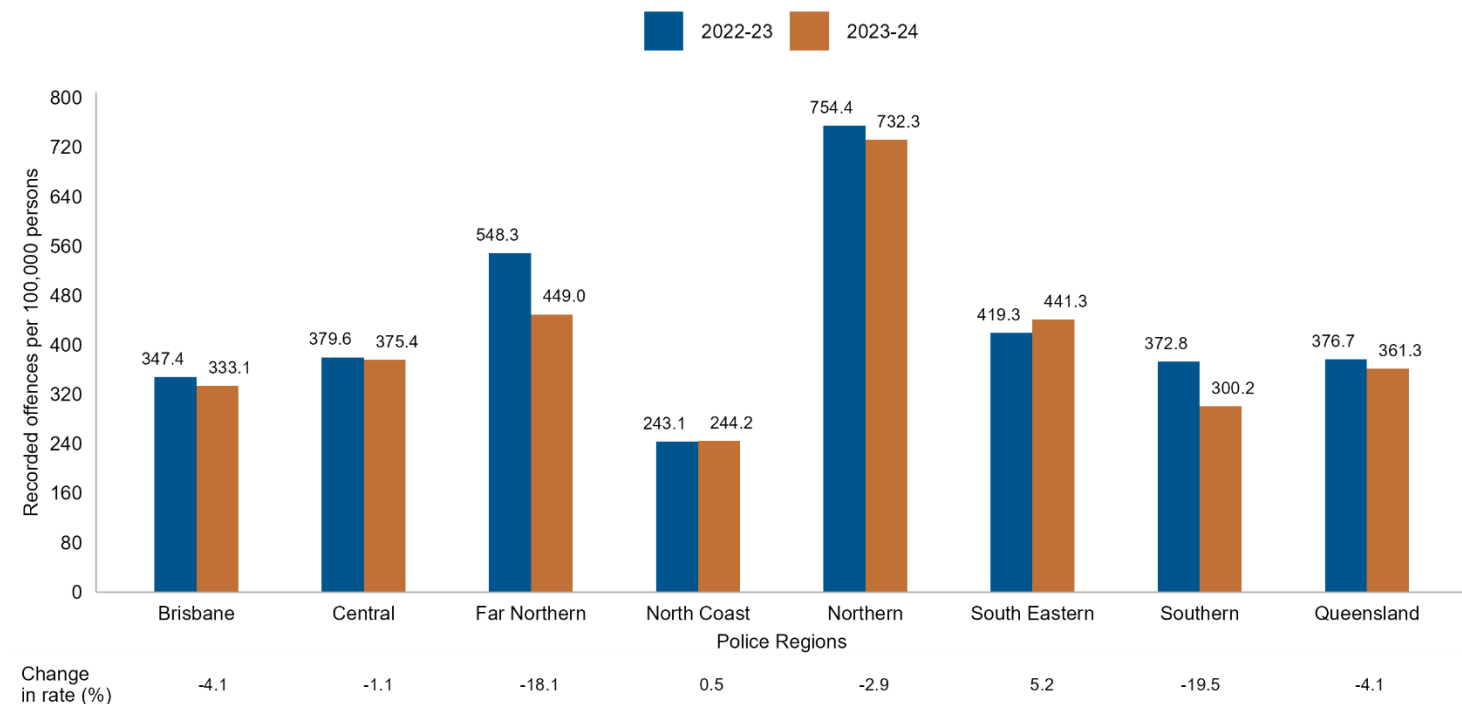
**Figure A27 Other property damage<sup>(a)</sup>, by police region**



(a) Includes graffiti; unlawful damage to property; wilfully kill, maim, wound animals. Excludes arson.

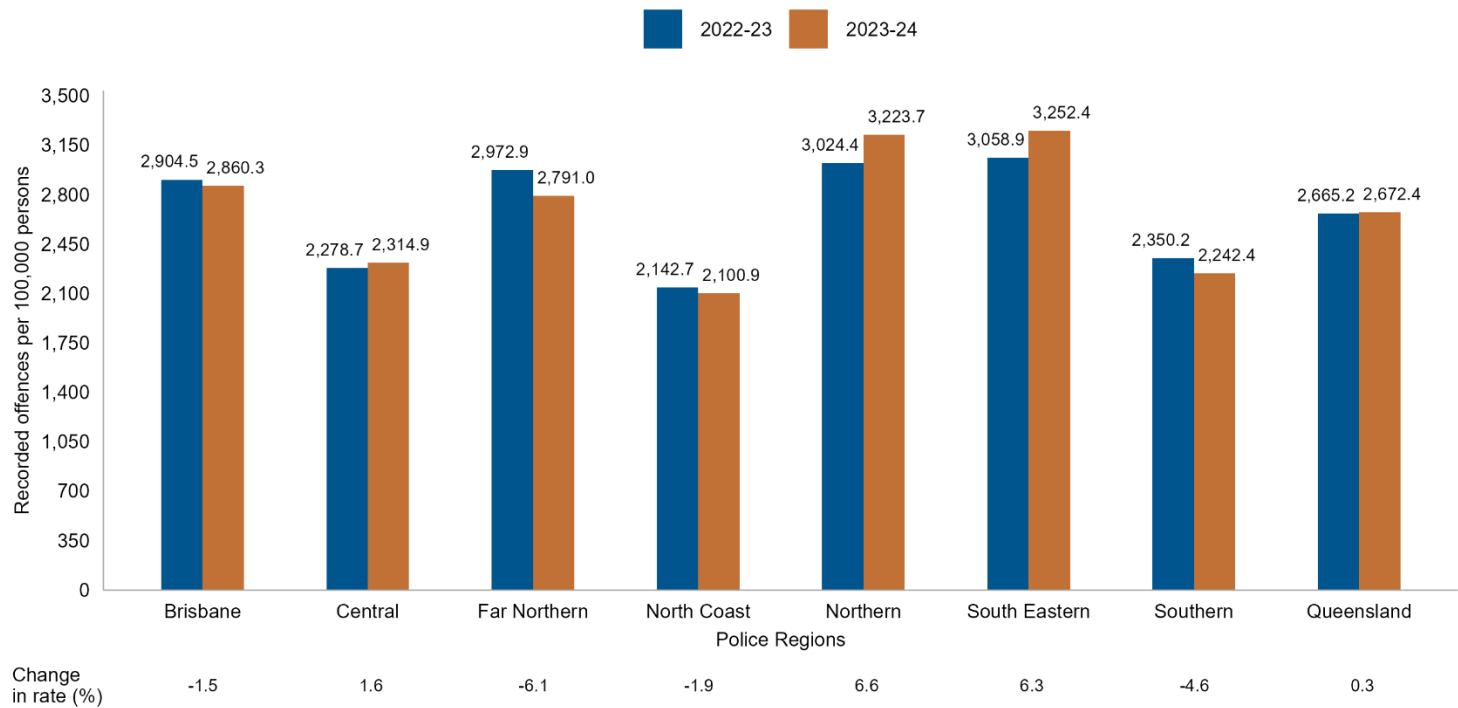
Note: Rates are calculated per 100,000 persons. Any rates and change in rates based on small counts (<10) should be interpreted with extreme caution.

**Figure A28 Unlawful use of motor vehicle, by police region**



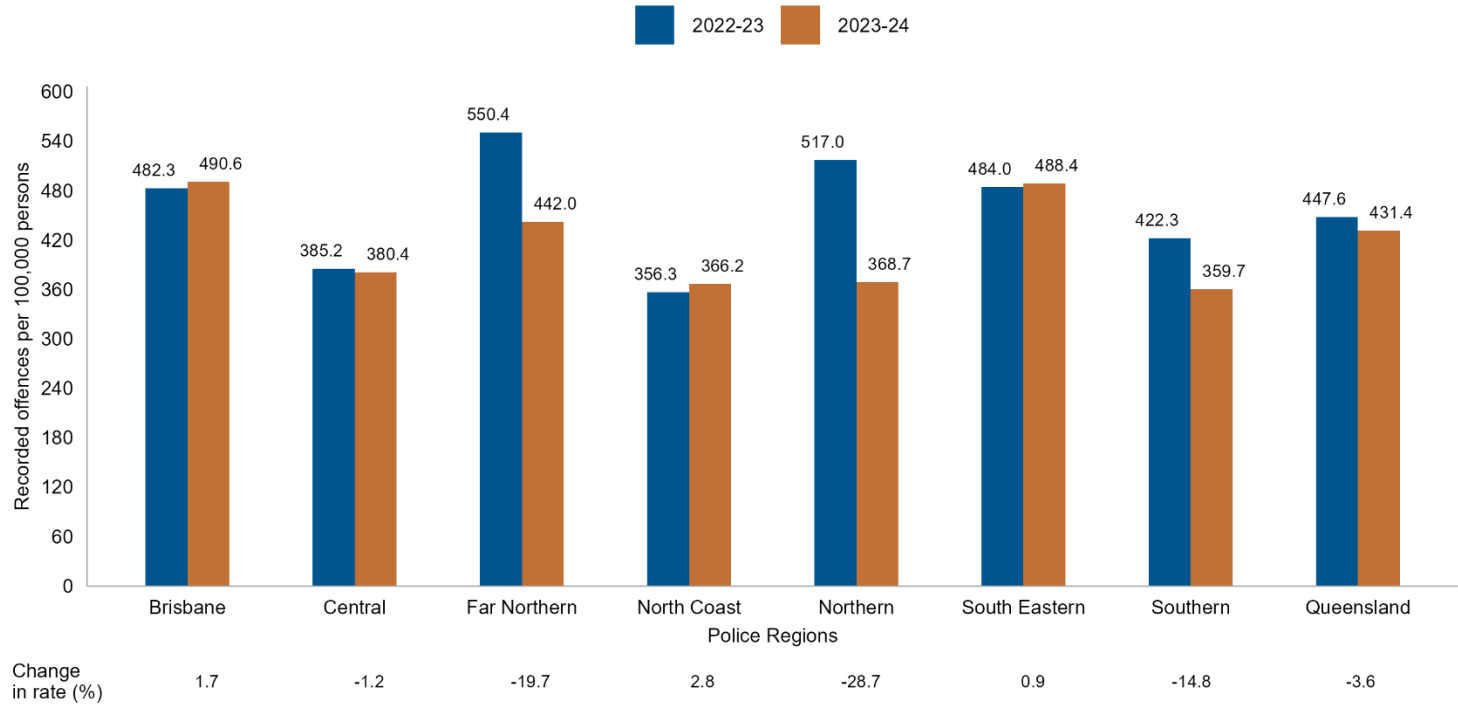
Note: Rates are calculated per 100,000 persons. Any rates and change in rates based on small counts (<10) should be interpreted with extreme caution.

Figure A29 Other theft (excl. unlawful entry), by police region



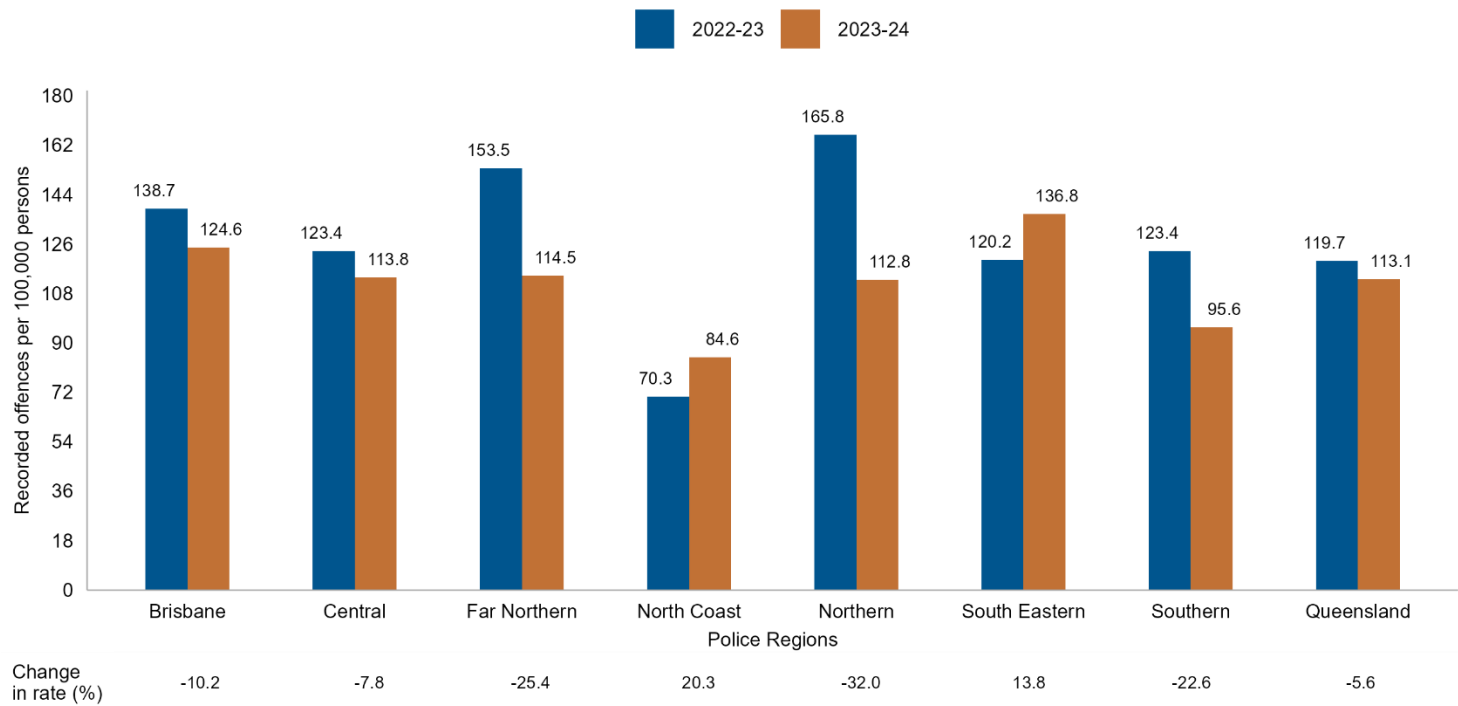
Note: Rates are calculated per 100,000 persons. Any rates and change in rates based on small counts (<10) should be interpreted with extreme caution.

Figure A30 Fraud, by police region



Note: Rates are calculated per 100,000 persons. Any rates and change in rates based on small counts (<10) should be interpreted with extreme caution.

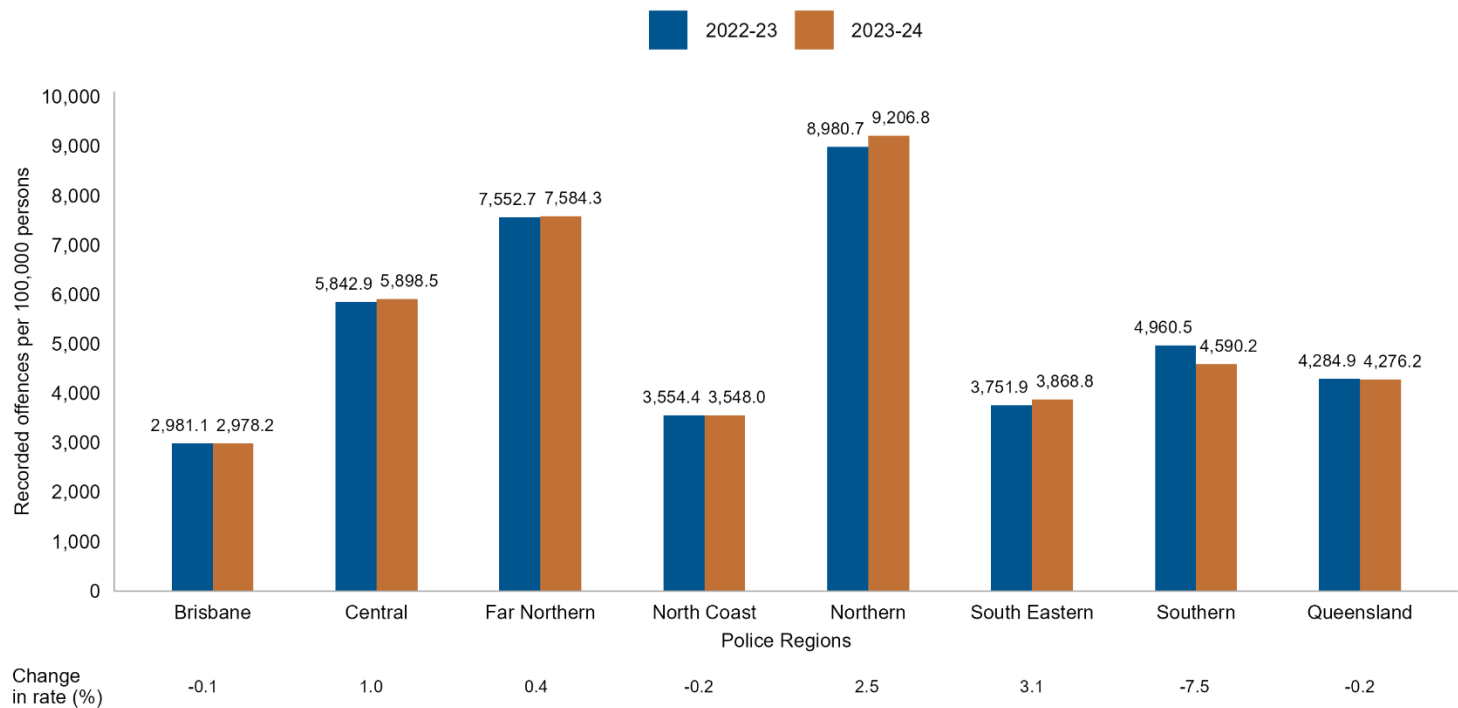
Figure A31 Handling stolen goods, by police region



Note: Rates are calculated per 100,000 persons. Any rates and change in rates based on small counts (<10) should be interpreted with extreme caution.

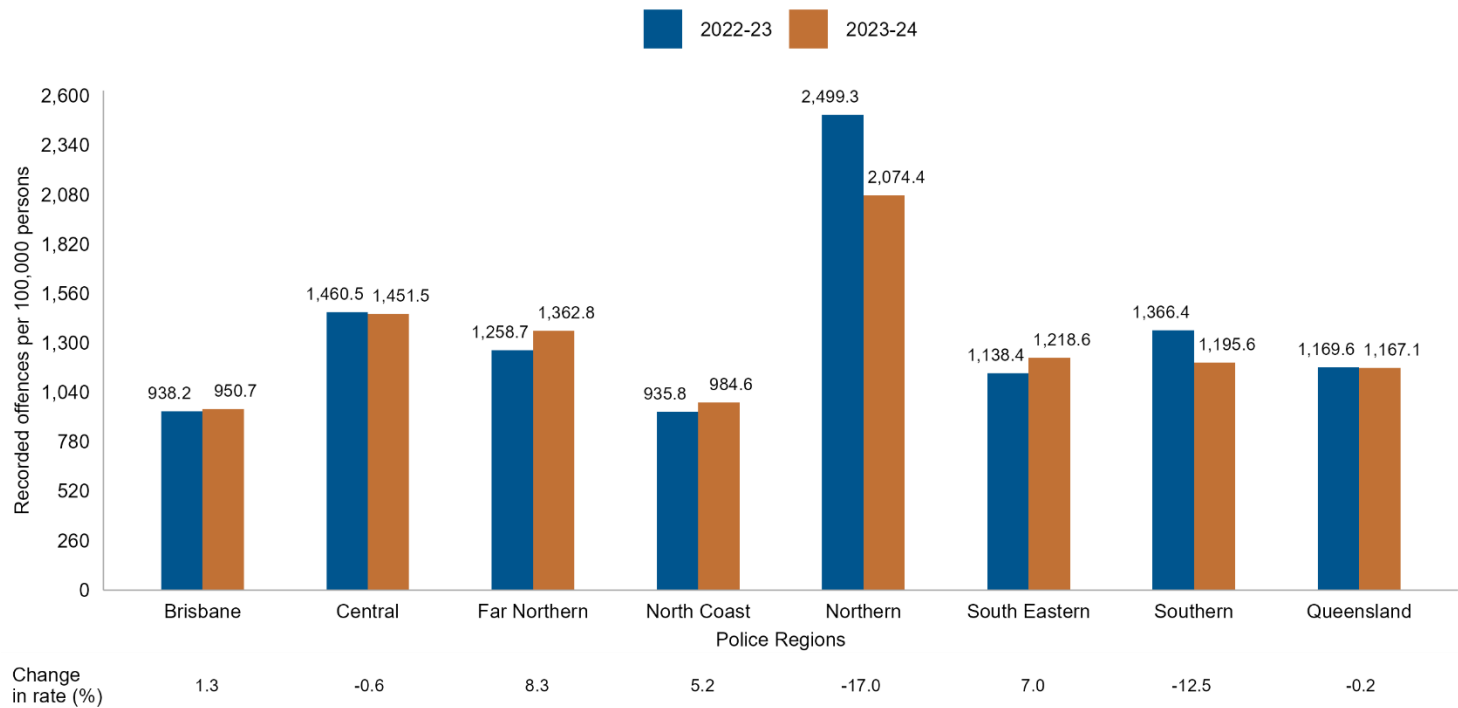
4.3. Selected other offences

Figure A32 Other offences – all offences, by police region



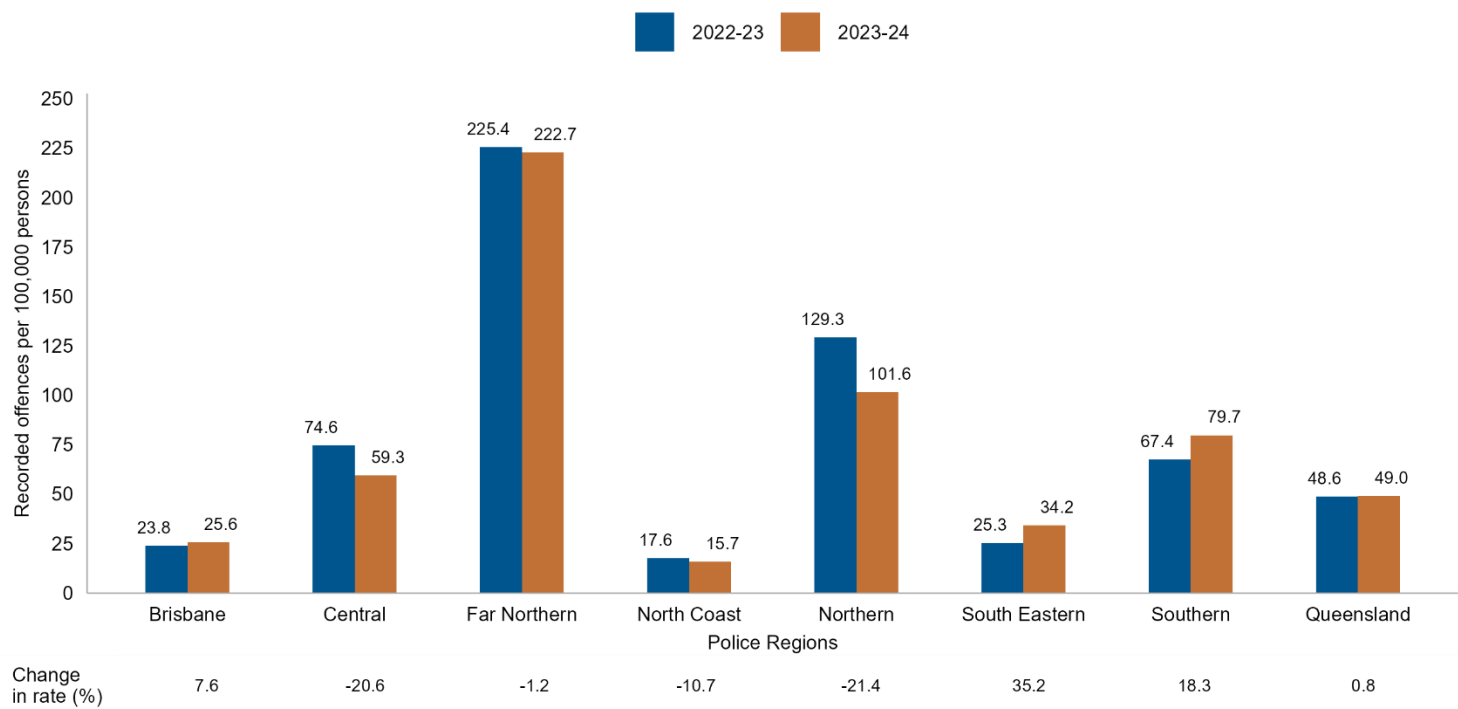
Note: Rates are calculated per 100,000 persons. Any rates and change in rates based on small counts (<10) should be interpreted with extreme caution.

Figure A33 Drug offences, by police region



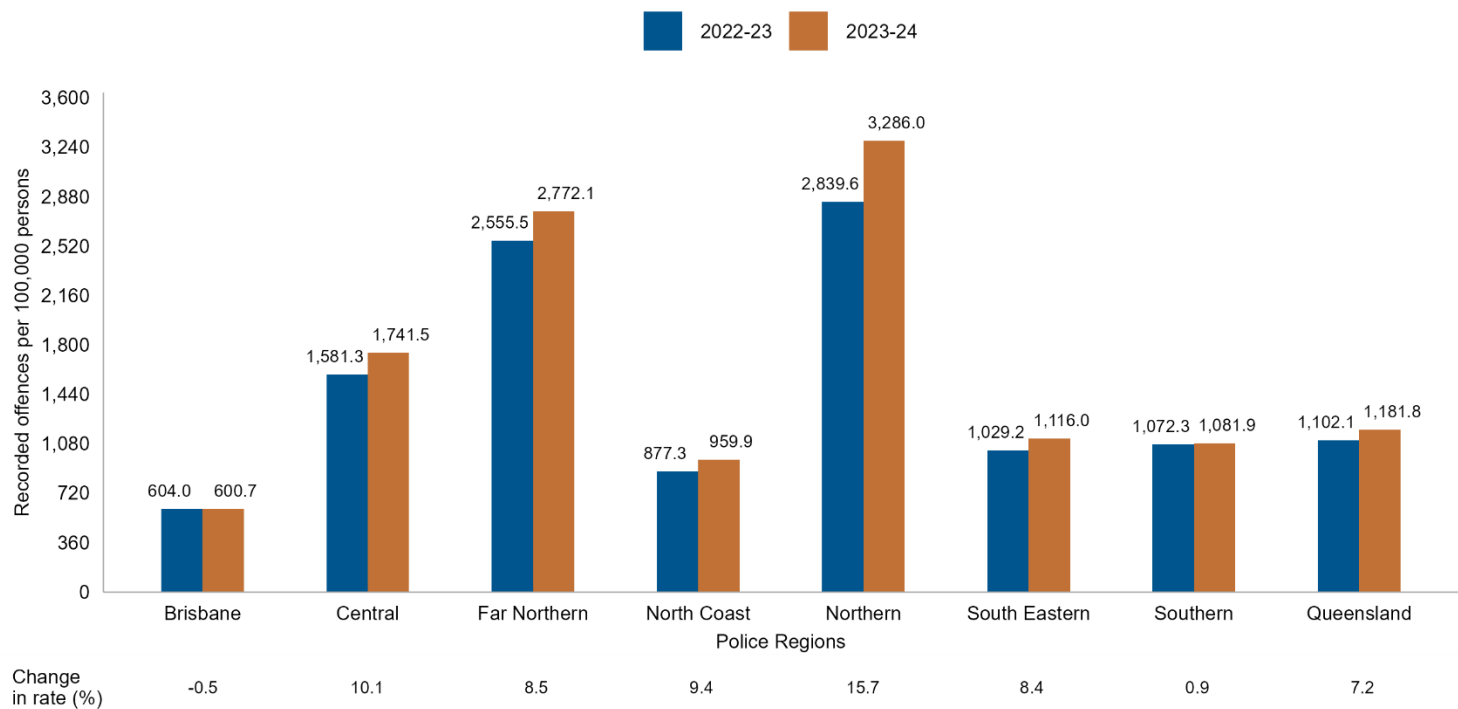
Note: Rates are calculated per 100,000 persons. Any rates and change in rates based on small counts (<10) should be interpreted with extreme caution.

Figure A34 Liquor offences (excl. drunkenness), by police region



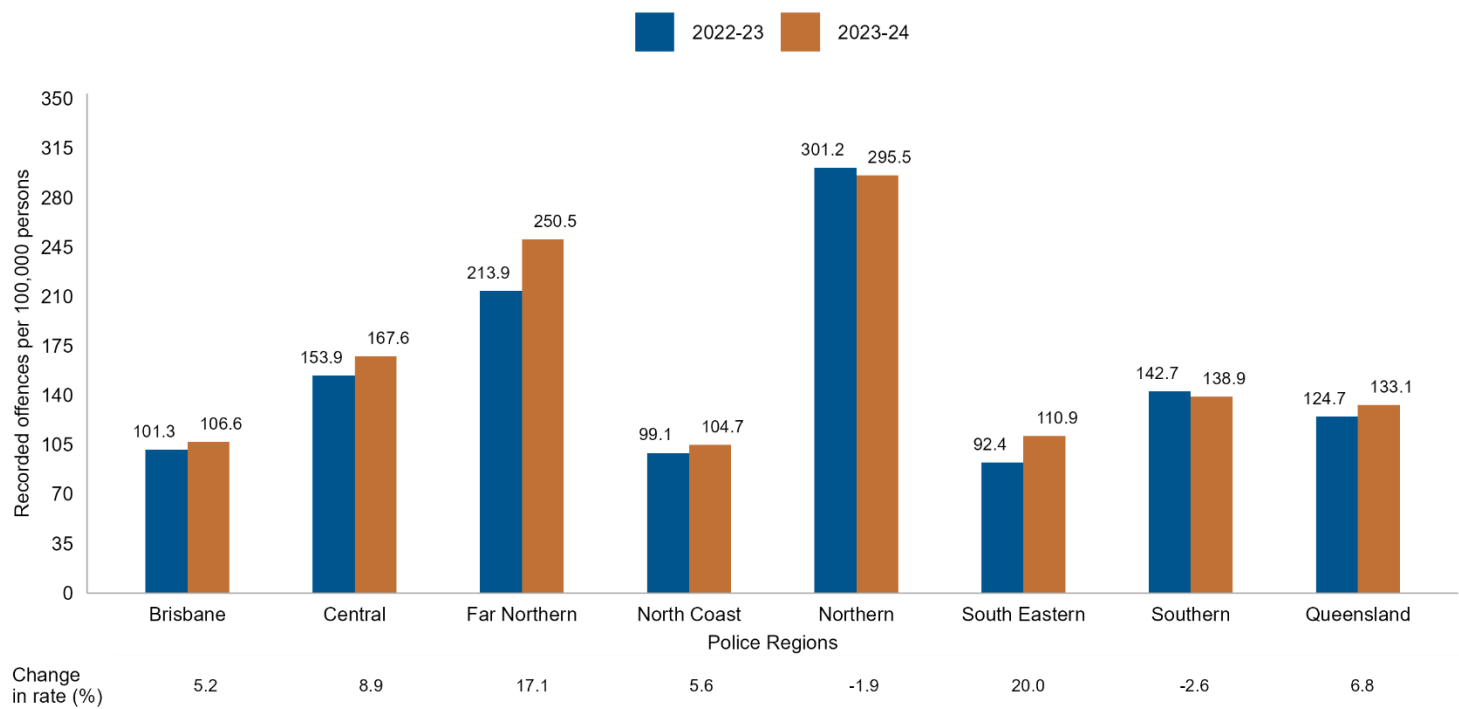
Note: Rates are calculated per 100,000 persons. Any rates and change in rates based on small counts (<10) should be interpreted with extreme caution.

Figure A35 Breach of domestic violence protection order, by police region



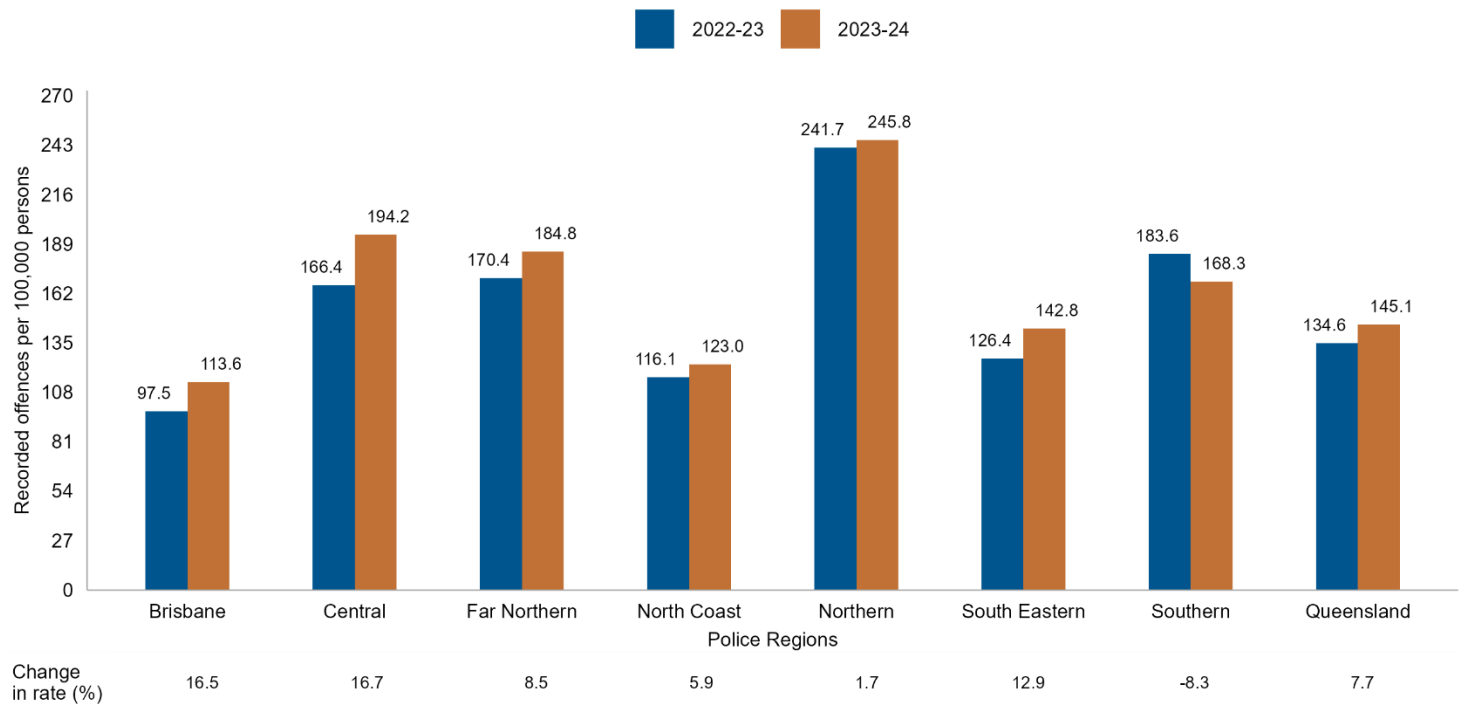
Note: Rates are calculated per 100,000 persons. Any rates and change in rates based on small counts (<10) should be interpreted with extreme caution.

Figure A36 Trespassing and vagrancy, by police region



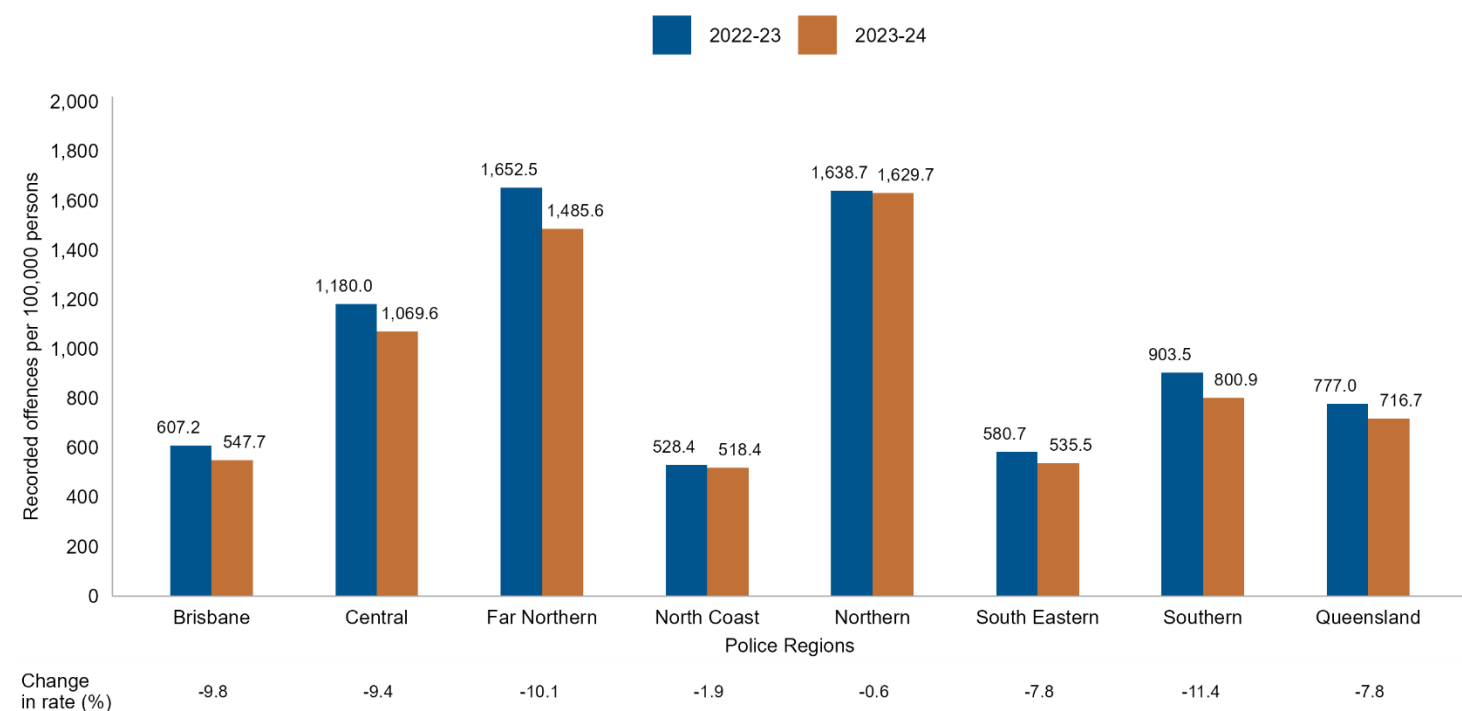
Note: Rates are calculated per 100,000 persons. Any rates and change in rates based on small counts (<10) should be interpreted with extreme caution.

Figure A37 Weapons Act offences, by police region



Note: Rates are calculated per 100,000 persons. Any rates and change in rates based on small counts (<10) should be interpreted with extreme caution.

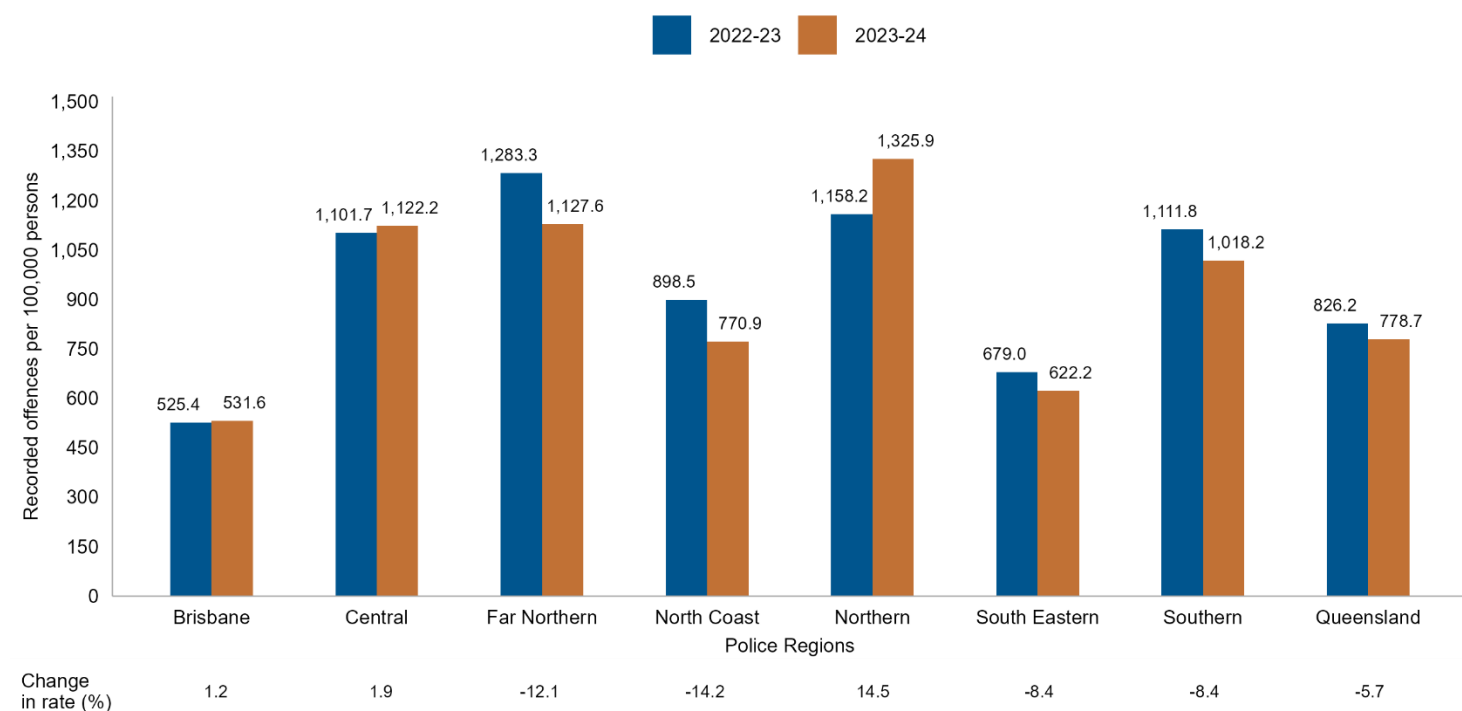
**Figure A38 Good order offences<sup>(a)</sup>, by police region**



(a) Disobey move-on direction; resist, incite, hinder, obstruct; fare evasion; public nuisance.

Note: Rates are calculated per 100,000 persons. Any rates and change in rates based on small counts (<10) should be interpreted with extreme caution.

**Figure A39 Traffic and related offences<sup>(a)</sup>, by police region**



(a) Dangerous operation of a vehicle; drink driving; drug driving; disqualified driving; interfere with mechanism of motor vehicle.

Note: Rates are calculated per 100,000 persons. Any rates and change in rates based on small counts (<10) should be interpreted with extreme caution.

# 5.0 Offenders by age and sex, by police region

This section presents statistics about total offenders (not individuals) proceeded against by police, by Queensland Police Region.

An offender is any person aged 10 years or over who, through the clearance of an offence, is deemed to be responsible for committing that offence.

(Total) **offender** statistics in the *Crime report* and in this Appendix represent a count of one offender for each reported offence type cleared or solved through police action against a person within a single offending incident. They **do not represent a count of unique offenders (individuals)**, nor do they equate to the number of offences cleared by police. An individual is counted multiple times as an offender if they were proceeded against for multiple offence types within the same incident, or multiple times within the reference period.

The reference date used to generate statistics for the year under review is the date police action commenced against an offender. As such, offenders proceeded against in the reference year for matters reported in the same or in previous years are included in this report.

**Please note:** From 1 July 2021, an enhancement to recording practices was implemented by the Queensland Police Service to align with national reporting standards, requiring police officers to record within QPRIME all criminal offences associated with domestic and family violence (DFV) incidents that come to their attention.

Figures in the following tables **do not represent a count of unique offenders**, as an individual may be recorded as an offender once or multiple times in the reporting period.

Offender’s age is reported as at date police action was commenced against them, not at date offence occurred. Be aware that, in some instances, the time difference may be considerable.

To protect the anonymity of individuals, offender tables have been subjected to confidentialisation where cell values range from 1 to 3. All such cells ( $\leq 3$ ) are assigned a nominal value of 2. Cells with a value of zero remain unaltered. Totals for certain variables, therefore, may vary slightly across tables within the report. (See *Explanatory notes* for more detail.)

## 5.1. Offences against the person

**Table A64** Total offenders (not individuals) by age and sex<sup>(a)</sup>, offences against the person, Brisbane Police Region, 2023–24

|  | Child offenders<br>10–17 years |            | 18–24 years |            | 25–29 years |            | 30–39 years |            | 40–49 years |            | 50–59 years |           | 60+ years  |            |
|--|--------------------------------|------------|-------------|------------|-------------|------------|-------------|------------|-------------|------------|-------------|-----------|------------|------------|
|  | Male                           | Female     | Male        | Female     | Male        | Female     | Male        | Female     | Male        | Female     | Male        | Female    | Male       | Female     |
| Offence                                  | — number —                     |            |             |            |             |            |             |            |             |            |             |           |            |            |
| <b>Homicide (Murder)</b>                 | ≤ 3                            | 0          | 0           | 0          | 0           | 0          | ≤ 3         | 0          | ≤ 3         | 0          | 0           | ≤ 3       | 0          | 0          |
| <b>Other homicide<sup>(b)</sup></b>      | ≤ 3                            | 0          | 6           | ≤ 3        | 4           | 0          | ≤ 3         | ≤ 3        | ≤ 3         | ≤ 3        | ≤ 3         | 0         | ≤ 3        | 0          |
| <b>Assault</b>                           | <b>362</b>                     | <b>315</b> | <b>420</b>  | <b>193</b> | <b>368</b>  | <b>127</b> | <b>635</b>  | <b>190</b> | <b>512</b>  | <b>131</b> | <b>195</b>  | <b>63</b> | <b>114</b> | <b>24</b>  |
| Grievous assault                         | 17                             | 5          | 44          | 5          | 16          | ≤ 3        | 12          | ≤ 3        | 23          | 5          | 12          | ≤ 3       | ≤ 3        | 0          |
| Serious assault <sup>(c)</sup>           | 189                            | 164        | 229         | 84         | 177         | 52         | 353         | 76         | 249         | 43         | 106         | 21        | 40         | ≤ 3        |
| Serious assault (other) <sup>(d)</sup>   | 72                             | 50         | 56          | 37         | 45          | 27         | 79          | 37         | 64          | 19         | 23          | 13        | 30         | 11         |
| Common assault                           | 84                             | 96         | 91          | 67         | 130         | 46         | 191         | 75         | 176         | 64         | 54          | 27        | 42         | 11         |
| <b>Sexual offences</b>                   | <b>58</b>                      | <b>6</b>   | <b>101</b>  | <b>≤ 3</b> | <b>68</b>   | <b>≤ 3</b> | <b>131</b>  | <b>4</b>   | <b>116</b>  | <b>8</b>   | <b>71</b>   | <b>7</b>  | <b>83</b>  | <b>≤ 3</b> |
| Rape and attempted rape                  | 14                             | 0          | 45          | 0          | 27          | 0          | 43          | ≤ 3        | 36          | ≤ 3        | 16          | ≤ 3       | 21         | 0          |
| Other sexual offences                    | 44                             | 6          | 56          | ≤ 3        | 41          | ≤ 3        | 88          | ≤ 3        | 80          | 6          | 55          | 5         | 62         | ≤ 3        |
| <b>Robbery</b>                           | <b>331</b>                     | <b>160</b> | <b>112</b>  | <b>34</b>  | <b>56</b>   | <b>8</b>   | <b>62</b>   | <b>16</b>  | <b>29</b>   | <b>8</b>   | <b>10</b>   | <b>4</b>  | <b>0</b>   | <b>0</b>   |
| Armed robbery                            | 124                            | 27         | 56          | 11         | 31          | ≤ 3        | 31          | 4          | 10          | 4          | 6           | ≤ 3       | 0          | 0          |
| Unarmed robbery                          | 207                            | 133        | 56          | 23         | 25          | 6          | 31          | 12         | 19          | 4          | 4           | ≤ 3       | 0          | 0          |
| <b>Other offences against the person</b> | <b>73</b>                      | <b>8</b>   | <b>89</b>   | <b>11</b>  | <b>57</b>   | <b>10</b>  | <b>140</b>  | <b>24</b>  | <b>123</b>  | <b>23</b>  | <b>61</b>   | <b>12</b> | <b>13</b>  | <b>9</b>   |
| Kidnapping, abduction etc.               | 5                              | 0          | 20          | 0          | 13          | ≤ 3        | 31          | ≤ 3        | 13          | ≤ 3        | 7           | ≤ 3       | ≤ 3        | 0          |
| Extortion                                | 10                             | ≤ 3        | 7           | ≤ 3        | ≤ 3         | 0          | ≤ 3         | 0          | ≤ 3         | ≤ 3        | 0           | 0         | ≤ 3        | 0          |
| Stalking                                 | 8                              | ≤ 3        | 19          | ≤ 3        | 24          | ≤ 3        | 50          | 9          | 52          | 8          | 30          | ≤ 3       | ≤ 3        | 4          |
| Life endangering acts <sup>(c)</sup>     | 50                             | 4          | 43          | 7          | 18          | 6          | 57          | 13         | 56          | 11         | 24          | 8         | 7          | 5          |
| <b>Total</b>                             | <b>828</b>                     | <b>489</b> | <b>728</b>  | <b>242</b> | <b>553</b>  | <b>147</b> | <b>972</b>  | <b>236</b> | <b>784</b>  | <b>172</b> | <b>339</b>  | <b>88</b> | <b>212</b> | <b>35</b>  |

(a) Excludes offenders whose age and/or sex was not stated.

(b) Attempted murder; conspiracy to murder; manslaughter (incl. by driving and/or striking).

(c) *Strangulation in a domestic setting* is now classified under 'serious assault', but in previous reports was classified under 'Other offences against the person / life endangering acts'.

(d) Serious assault (other) represents serious assault not resulting in injury.

Note: Totals for certain variables may not be the same across tables within this report, due to the effect of confidentialising small value cells.

**Table A65 Total offenders (not individuals) by age and sex<sup>(a)</sup>, offences against the person, Central Police Region, 2023–24**

|  | Child offenders<br>10–17 years |            | 18–24 years |            | 25–29 years |           | 30–39 years |            | 40–49 years |            | 50–59 years |           | 60+ years  |           |
|--|--------------------------------|------------|-------------|------------|-------------|-----------|-------------|------------|-------------|------------|-------------|-----------|------------|-----------|
|  | Male                           | Female     | Male        | Female     | Male        | Female    | Male        | Female     | Male        | Female     | Male        | Female    | Male       | Female    |
| Offence                                  | — number —                     |            |             |            |             |           |             |            |             |            |             |           |            |           |
| <b>Homicide (Murder)</b>                 | 0                              | 0          | 0           | 0          | ≤ 3         | 0         | 5           | ≤ 3        | 0           | ≤ 3        | 0           | ≤ 3       | ≤ 3        | 0         |
| Other homicide <sup>(b)</sup>            | 0                              | 0          | 0           | ≤ 3        | ≤ 3         | 0         | 4           | 0          | 0           | 0          | ≤ 3         | 0         | 0          | 0         |
| <b>Assault</b>                           | 265                            | 187        | 246         | 102        | 210         | 73        | 384         | 118        | 256         | 88         | 122         | 25        | 63         | 15        |
| Grievous assault                         | 6                              | ≤ 3        | 16          | ≤ 3        | 7           | 4         | 13          | 5          | 7           | ≤ 3        | ≤ 3         | ≤ 3       | ≤ 3        | 0         |
| Serious assault <sup>(c)</sup>           | 114                            | 99         | 121         | 51         | 117         | 31        | 195         | 33         | 137         | 26         | 60          | 8         | 29         | 5         |
| Serious assault (other) <sup>(d)</sup>   | 48                             | 16         | 47          | 14         | 33          | 4         | 53          | 21         | 21          | 23         | 14          | 4         | 11         | 4         |
| Common assault                           | 97                             | 70         | 62          | 35         | 53          | 34        | 123         | 59         | 91          | 37         | 46          | 11        | 21         | 6         |
| <b>Sexual offences</b>                   | 31                             | 4          | 57          | 4          | 45          | ≤ 3       | 63          | ≤ 3        | 48          | ≤ 3        | 29          | 4         | 55         | ≤ 3       |
| Rape and attempted rape                  | 5                              | 0          | 28          | ≤ 3        | 11          | 0         | 24          | 0          | 12          | 0          | 4           | 0         | 16         | 0         |
| Other sexual offences                    | 26                             | 4          | 29          | ≤ 3        | 34          | ≤ 3       | 39          | ≤ 3        | 36          | ≤ 3        | 25          | 4         | 39         | ≤ 3       |
| <b>Robbery</b>                           | 47                             | 26         | 28          | 4          | 16          | ≤ 3       | 23          | 7          | 8           | ≤ 3        | ≤ 3         | ≤ 3       | 4          | 0         |
| Armed robbery                            | 30                             | 16         | 17          | ≤ 3        | 5           | ≤ 3       | 9           | 5          | ≤ 3         | 0          | 0           | 0         | ≤ 3        | 0         |
| Unarmed robbery                          | 17                             | 10         | 11          | ≤ 3        | 11          | 0         | 14          | ≤ 3        | 6           | ≤ 3        | ≤ 3         | ≤ 3       | ≤ 3        | 0         |
| <b>Other offences against the person</b> | 26                             | 11         | 24          | ≤ 3        | 45          | 10        | 73          | 22         | 61          | 13         | 20          | 4         | 12         | 0         |
| Kidnapping, abduction etc.               | ≤ 3                            | ≤ 3        | ≤ 3         | 0          | 6           | 0         | 8           | 0          | ≤ 3         | 0          | ≤ 3         | 0         | ≤ 3        | 0         |
| Extortion                                | 0                              | 0          | 0           | 0          | ≤ 3         | ≤ 3       | ≤ 3         | ≤ 3        | ≤ 3         | 0          | 0           | 0         | 0          | 0         |
| Stalking                                 | ≤ 3                            | ≤ 3        | 6           | 0          | 19          | 6         | 36          | 11         | 30          | ≤ 3        | 12          | ≤ 3       | 6          | 0         |
| Life endangering acts <sup>(c)</sup>     | 22                             | 7          | 16          | ≤ 3        | 18          | ≤ 3       | 27          | 9          | 27          | 11         | 6           | ≤ 3       | 4          | 0         |
| <b>Total</b>                             | <b>369</b>                     | <b>228</b> | <b>355</b>  | <b>114</b> | <b>320</b>  | <b>87</b> | <b>552</b>  | <b>151</b> | <b>373</b>  | <b>107</b> | <b>175</b>  | <b>37</b> | <b>136</b> | <b>17</b> |

(a) Excludes offenders whose age and/or sex was not stated.

(b) Attempted murder; conspiracy to murder; manslaughter (incl. by driving and/or striking).

(c) *Strangulation in a domestic setting* is now classified under 'serious assault', but in previous reports was classified under 'Other offences against the person / life endangering acts'.

(d) Serious assault (other) represents serious assault not resulting in injury.

Note: Totals for certain variables may not be the same across tables within this report, due to the effect of confidentialising small value cells.

**Table A66 Total offenders (not individuals) by age and sex<sup>(a)</sup>, offences against the person, Far Northern Police Region, 2023–24**

|  | Child offenders<br>10–17 years |            | 18–24 years |            | 25–29 years |            | 30–39 years |            | 40–49 years |            | 50–59 years |           | 60+ years  |           |
|--|--------------------------------|------------|-------------|------------|-------------|------------|-------------|------------|-------------|------------|-------------|-----------|------------|-----------|
|  | Male                           | Female     | Male        | Female     | Male        | Female     | Male        | Female     | Male        | Female     | Male        | Female    | Male       | Female    |
| Offence                                  | — number —                     |            |             |            |             |            |             |            |             |            |             |           |            |           |
| <b>Homicide (Murder)</b>                 | 0                              | 0          | 0           | 0          | 0           | 0          | 0           | 0          | 0           | 0          | ≤ 3         | ≤ 3       | ≤ 3        | 0         |
| <b>Other homicide<sup>(b)</sup></b>      | 0                              | 0          | 0           | 0          | 0           | ≤ 3        | 0           | 0          | 0           | 0          | 0           | 0         | ≤ 3        | 0         |
| <b>Assault</b>                           | 350                            | 266        | 436         | 188        | 324         | 104        | 649         | 252        | 433         | 124        | 176         | 63        | 70         | 14        |
| Grievous assault                         | 12                             | 9          | 8           | 4          | ≤ 3         | 6          | 22          | 4          | 13          | ≤ 3        | 6           | ≤ 3       | ≤ 3        | ≤ 3       |
| Serious assault <sup>(c)</sup>           | 142                            | 116        | 227         | 86         | 207         | 49         | 354         | 122        | 204         | 42         | 64          | 19        | 24         | 4         |
| Serious assault (other) <sup>(d)</sup>   | 89                             | 40         | 59          | 34         | 27          | 16         | 74          | 45         | 62          | 33         | 42          | 19        | 22         | 4         |
| Common assault                           | 107                            | 101        | 142         | 64         | 88          | 33         | 199         | 81         | 154         | 47         | 64          | 23        | 22         | 4         |
| <b>Sexual offences</b>                   | 72                             | 11         | 54          | ≤ 3        | 23          | 0          | 82          | ≤ 3        | 44          | ≤ 3        | 32          | 0         | 27         | ≤ 3       |
| Rape and attempted rape                  | 11                             | 0          | 17          | 0          | ≤ 3         | 0          | 24          | 0          | 15          | 0          | 11          | 0         | 5          | 0         |
| Other sexual offences                    | 61                             | 11         | 37          | ≤ 3        | 21          | 0          | 58          | ≤ 3        | 29          | ≤ 3        | 21          | 0         | 22         | ≤ 3       |
| <b>Robbery</b>                           | 45                             | 41         | 28          | 13         | 7           | ≤ 3        | 17          | ≤ 3        | ≤ 3         | 4          | ≤ 3         | 0         | ≤ 3        | 0         |
| Armed robbery                            | 20                             | 16         | 16          | ≤ 3        | ≤ 3         | ≤ 3        | 6           | 0          | 0           | ≤ 3        | ≤ 3         | 0         | ≤ 3        | 0         |
| Unarmed robbery                          | 25                             | 25         | 12          | 11         | 5           | 0          | 11          | ≤ 3        | ≤ 3         | ≤ 3        | 0           | 0         | 0          | 0         |
| <b>Other offences against the person</b> | 59                             | 6          | 57          | 16         | 37          | 9          | 80          | 14         | 49          | 10         | 24          | 4         | 15         | 0         |
| Kidnapping, abduction etc.               | 5                              | 0          | 10          | 0          | 10          | 0          | 18          | ≤ 3        | 8           | 0          | ≤ 3         | 0         | ≤ 3        | 0         |
| Extortion                                | 0                              | 0          | ≤ 3         | 0          | 0           | 0          | 0           | 0          | 0           | 0          | 0           | 0         | 0          | 0         |
| Stalking                                 | 15                             | ≤ 3        | 7           | 4          | 9           | ≤ 3        | 22          | 5          | 15          | ≤ 3        | 11          | ≤ 3       | 4          | 0         |
| Life endangering acts <sup>(c)</sup>     | 39                             | 4          | 38          | 12         | 18          | 7          | 40          | 7          | 26          | 8          | 11          | ≤ 3       | 9          | 0         |
| <b>Total</b>                             | <b>526</b>                     | <b>324</b> | <b>575</b>  | <b>219</b> | <b>391</b>  | <b>117</b> | <b>828</b>  | <b>270</b> | <b>528</b>  | <b>140</b> | <b>236</b>  | <b>69</b> | <b>118</b> | <b>16</b> |

(a) Excludes offenders whose age and/or sex was not stated.

(b) Attempted murder; conspiracy to murder; manslaughter (incl. by driving and/or striking).

(c) *Strangulation in a domestic setting* is now classified under 'serious assault', but in previous reports was classified under 'Other offences against the person / life endangering acts'.

(d) Serious assault (other) represents serious assault not resulting in injury.

Note: Totals for certain variables may not be the same across tables within this report, due to the effect of confidentialising small value cells.

**Table A67 Total offenders (not individuals) by age and sex<sup>(a)</sup>, offences against the person, North Coast Police Region, 2023–24**

|  | Child offenders<br>10–17 years |            | 18–24 years |            | 25–29 years |            | 30–39 years |            | 40–49 years |            | 50–59 years |            | 60+ years  |            |
|--|--------------------------------|------------|-------------|------------|-------------|------------|-------------|------------|-------------|------------|-------------|------------|------------|------------|
|  | Male                           | Female     | Male        | Female     | Male        | Female     | Male        | Female     | Male        | Female     | Male        | Female     | Male       | Female     |
| Offence                                  | — number —                     |            |             |            |             |            |             |            |             |            |             |            |            |            |
| <b>Homicide (Murder)</b>                 | <b>0</b>                       | <b>0</b>   | <b>8</b>    | <b>0</b>   | <b>≤ 3</b>  | <b>0</b>   | <b>≤ 3</b>  | <b>0</b>   | <b>≤ 3</b>  | <b>0</b>   | <b>0</b>    | <b>0</b>   | <b>≤ 3</b> | <b>0</b>   |
| <b>Other homicide<sup>(b)</sup></b>      | <b>≤ 3</b>                     | <b>0</b>   | <b>≤ 3</b>  | <b>0</b>   | <b>4</b>    | <b>0</b>   | <b>≤ 3</b>  | <b>≤ 3</b> | <b>≤ 3</b>  | <b>0</b>   | <b>0</b>    | <b>≤ 3</b> | <b>≤ 3</b> | <b>0</b>   |
| <b>Assault</b>                           | <b>403</b>                     | <b>330</b> | <b>318</b>  | <b>144</b> | <b>273</b>  | <b>79</b>  | <b>529</b>  | <b>189</b> | <b>429</b>  | <b>113</b> | <b>208</b>  | <b>65</b>  | <b>102</b> | <b>40</b>  |
| Grievous assault                         | 11                             | 7          | 20          | ≤ 3        | 12          | ≤ 3        | 9           | 6          | 15          | ≤ 3        | 4           | 0          | ≤ 3        | ≤ 3        |
| Serious assault <sup>(c)</sup>           | 211                            | 164        | 174         | 59         | 157         | 30         | 299         | 82         | 219         | 38         | 90          | 17         | 47         | 8          |
| Serious assault (other) <sup>(d)</sup>   | 61                             | 35         | 38          | 25         | 37          | 12         | 73          | 23         | 54          | 17         | 32          | 14         | 18         | 14         |
| Common assault                           | 120                            | 124        | 86          | 58         | 67          | 35         | 148         | 78         | 141         | 56         | 82          | 34         | 35         | 16         |
| <b>Sexual offences</b>                   | <b>97</b>                      | <b>7</b>   | <b>72</b>   | <b>4</b>   | <b>57</b>   | <b>≤ 3</b> | <b>113</b>  | <b>5</b>   | <b>73</b>   | <b>5</b>   | <b>57</b>   | <b>≤ 3</b> | <b>80</b>  | <b>≤ 3</b> |
| Rape and attempted rape                  | 26                             | 0          | 26          | 0          | 22          | 0          | 31          | 0          | 29          | 0          | 11          | 0          | 25         | 0          |
| Other sexual offences                    | 71                             | 7          | 46          | 4          | 35          | ≤ 3        | 82          | 5          | 44          | 5          | 46          | ≤ 3        | 55         | ≤ 3        |
| <b>Robbery</b>                           | <b>139</b>                     | <b>53</b>  | <b>55</b>   | <b>8</b>   | <b>21</b>   | <b>4</b>   | <b>29</b>   | <b>12</b>  | <b>31</b>   | <b>6</b>   | <b>≤ 3</b>  | <b>0</b>   | <b>≤ 3</b> | <b>0</b>   |
| Armed robbery                            | 74                             | 13         | 35          | 6          | 13          | ≤ 3        | 16          | 10         | 19          | 4          | 0           | 0          | ≤ 3        | 0          |
| Unarmed robbery                          | 65                             | 40         | 20          | ≤ 3        | 8           | ≤ 3        | 13          | ≤ 3        | 12          | ≤ 3        | ≤ 3         | 0          | 0          | 0          |
| <b>Other offences against the person</b> | <b>47</b>                      | <b>30</b>  | <b>67</b>   | <b>21</b>  | <b>48</b>   | <b>15</b>  | <b>139</b>  | <b>24</b>  | <b>96</b>   | <b>20</b>  | <b>54</b>   | <b>9</b>   | <b>25</b>  | <b>6</b>   |
| Kidnapping, abduction etc.               | 5                              | 4          | 8           | 4          | 5           | ≤ 3        | 23          | ≤ 3        | 10          | 0          | ≤ 3         | ≤ 3        | ≤ 3        | ≤ 3        |
| Extortion                                | ≤ 3                            | 0          | 0           | 0          | ≤ 3         | ≤ 3        | ≤ 3         | ≤ 3        | 0           | 0          | ≤ 3         | 0          | 0          | 0          |
| Stalking                                 | 7                              | 10         | 19          | 6          | 15          | ≤ 3        | 54          | 9          | 43          | 4          | 27          | 5          | 12         | ≤ 3        |
| Life endangering acts <sup>(c)</sup>     | 33                             | 16         | 40          | 11         | 26          | 9          | 60          | 11         | 43          | 16         | 23          | ≤ 3        | 11         | ≤ 3        |
| <b>Total</b>                             | <b>688</b>                     | <b>420</b> | <b>522</b>  | <b>177</b> | <b>405</b>  | <b>100</b> | <b>814</b>  | <b>232</b> | <b>633</b>  | <b>144</b> | <b>321</b>  | <b>78</b>  | <b>213</b> | <b>48</b>  |

(a) Excludes offenders whose age and/or sex was not stated.

(b) Attempted murder; conspiracy to murder; manslaughter (incl. by driving and/or striking).

(c) *Strangulation in a domestic setting* is now classified under 'serious assault', but in previous reports was classified under 'Other offences against the person / life endangering acts'.

(d) Serious assault (other) represents serious assault not resulting in injury.

Note: Totals for certain variables may not be the same across tables within this report, due to the effect of confidentialising small value cells.

**Table A68 Total offenders (not individuals) by age and sex<sup>(a)</sup>, offences against the person, Northern Police Region, 2023–24**

|  | Child offenders<br>10–17 years |            | 18–24 years |            | 25–29 years |            | 30–39 years |            | 40–49 years |            | 50–59 years |           | 60+ years |           |
|--|--------------------------------|------------|-------------|------------|-------------|------------|-------------|------------|-------------|------------|-------------|-----------|-----------|-----------|
|  | Male                           | Female     | Male        | Female     | Male        | Female     | Male        | Female     | Male        | Female     | Male        | Female    | Male      | Female    |
| Offence                                  | — number —                     |            |             |            |             |            |             |            |             |            |             |           |           |           |
| <b>Homicide (Murder)</b>                 | 0                              | 0          | ≤ 3         | 0          | 0           | 0          | ≤ 3         | 0          | 0           | 0          | 0           | ≤ 3       | 0         | 0         |
| <b>Other homicide<sup>(b)</sup></b>      | 0                              | 0          | 0           | 0          | ≤ 3         | 0          | 5           | ≤ 3        | 0           | 0          | 0           | 0         | 0         | 0         |
| <b>Assault</b>                           | 441                            | 328        | 484         | 207        | 287         | 128        | 536         | 247        | 355         | 138        | 139         | 58        | 60        | 22        |
| Grievous assault                         | 9                              | 9          | 12          | 16         | 10          | 4          | 15          | 9          | 11          | 5          | ≤ 3         | 0         | 0         | 0         |
| Serious assault <sup>(c)</sup>           | 127                            | 141        | 241         | 83         | 164         | 57         | 279         | 96         | 161         | 45         | 61          | 22        | 17        | 5         |
| Serious assault (other) <sup>(d)</sup>   | 195                            | 56         | 67          | 33         | 37          | 16         | 60          | 46         | 48          | 26         | 20          | 12        | 13        | 6         |
| Common assault                           | 110                            | 122        | 164         | 75         | 76          | 51         | 182         | 96         | 135         | 62         | 56          | 24        | 30        | 11        |
| <b>Sexual offences</b>                   | 57                             | 12         | 45          | ≤ 3        | 13          | 6          | 47          | 6          | 37          | ≤ 3        | 20          | 4         | 30        | 0         |
| Rape and attempted rape                  | 10                             | ≤ 3        | 18          | 0          | 4           | 0          | 14          | ≤ 3        | 9           | 0          | 9           | ≤ 3       | ≤ 3       | 0         |
| Other sexual offences                    | 47                             | 10         | 27          | ≤ 3        | 9           | 6          | 33          | 4          | 28          | ≤ 3        | 11          | ≤ 3       | 28        | 0         |
| <b>Robbery</b>                           | 82                             | 31         | 37          | 16         | 16          | 4          | 15          | 6          | 4           | 0          | 0           | 0         | 0         | 0         |
| Armed robbery                            | 60                             | 20         | 27          | 12         | 9           | ≤ 3        | 7           | 4          | ≤ 3         | 0          | 0           | 0         | 0         | 0         |
| Unarmed robbery                          | 22                             | 11         | 10          | 4          | 7           | ≤ 3        | 8           | ≤ 3        | ≤ 3         | 0          | 0           | 0         | 0         | 0         |
| <b>Other offences against the person</b> | 42                             | 11         | 62          | 19         | 52          | 20         | 83          | 27         | 60          | 10         | 26          | ≤ 3       | 9         | ≤ 3       |
| Kidnapping, abduction etc.               | ≤ 3                            | ≤ 3        | 6           | ≤ 3        | 10          | 0          | 9           | 0          | 5           | 0          | ≤ 3         | ≤ 3       | 0         | 0         |
| Extortion                                | 0                              | 0          | 0           | 0          | 0           | 0          | ≤ 3         | 0          | ≤ 3         | 0          | 0           | 0         | 0         | 0         |
| Stalking                                 | 0                              | ≤ 3        | 11          | ≤ 3        | 11          | ≤ 3        | 20          | ≤ 3        | 17          | ≤ 3        | 12          | 0         | ≤ 3       | 0         |
| Life endangering acts <sup>(c)</sup>     | 40                             | 7          | 45          | 15         | 31          | 18         | 52          | 25         | 36          | 8          | 12          | 0         | 7         | ≤ 3       |
| <b>Total</b>                             | <b>622</b>                     | <b>382</b> | <b>630</b>  | <b>244</b> | <b>370</b>  | <b>158</b> | <b>688</b>  | <b>288</b> | <b>456</b>  | <b>150</b> | <b>185</b>  | <b>66</b> | <b>99</b> | <b>24</b> |

(a) Excludes offenders whose age and/or sex was not stated.

(b) Attempted murder; conspiracy to murder; manslaughter (incl. by driving and/or striking).

(c) *Strangulation in a domestic setting* is now classified under 'serious assault', but in previous reports was classified under 'Other offences against the person / life endangering acts'.

(d) Serious assault (other) represents serious assault not resulting in injury.

Note: Totals for certain variables may not be the same across tables within this report, due to the effect of confidentialising small value cells.

**Table A69 Total offenders (not individuals) by age and sex<sup>(a)</sup>, offences against the person, South Eastern Police Region, 2023–24**

|  | Child offenders<br>10–17 years |            | 18–24 years |            | 25–29 years |            | 30–39 years |            | 40–49 years |            | 50–59 years |           | 60+ years  |           |
|--|--------------------------------|------------|-------------|------------|-------------|------------|-------------|------------|-------------|------------|-------------|-----------|------------|-----------|
|  | Male                           | Female     | Male        | Female     | Male        | Female     | Male        | Female     | Male        | Female     | Male        | Female    | Male       | Female    |
| Offence                                  | — number —                     |            |             |            |             |            |             |            |             |            |             |           |            |           |
| <b>Homicide (Murder)</b>                 | 0                              | 0          | ≤ 3         | 0          | ≤ 3         | 0          | ≤ 3         | ≤ 3        | ≤ 3         | 0          | 0           | 0         | ≤ 3        | 0         |
| <b>Other homicide<sup>(b)</sup></b>      | 0                              | 0          | 4           | ≤ 3        | ≤ 3         | ≤ 3        | 4           | ≤ 3        | 0           | 0          | ≤ 3         | 0         | ≤ 3        | 0         |
| <b>Assault</b>                           | 289                            | 259        | 348         | 151        | 278         | 84         | 559         | 157        | 429         | 131        | 177         | 60        | 97         | 30        |
| Grievous assault                         | 20                             | ≤ 3        | 28          | 6          | 15          | ≤ 3        | 26          | 6          | 12          | ≤ 3        | 7           | ≤ 3       | ≤ 3        | ≤ 3       |
| Serious assault <sup>(c)</sup>           | 142                            | 147        | 211         | 72         | 153         | 30         | 325         | 62         | 220         | 52         | 75          | 23        | 51         | 8         |
| Serious assault (other) <sup>(d)</sup>   | 32                             | 28         | 41          | 19         | 29          | 14         | 61          | 27         | 55          | 21         | 27          | 12        | 20         | 8         |
| Common assault                           | 95                             | 82         | 68          | 54         | 81          | 38         | 147         | 62         | 142         | 56         | 68          | 23        | 24         | 12        |
| <b>Sexual offences</b>                   | 81                             | 8          | 70          | ≤ 3        | 54          | ≤ 3        | 119         | 27         | 78          | 6          | 59          | 0         | 64         | ≤ 3       |
| Rape and attempted rape                  | 23                             | ≤ 3        | 25          | 0          | 23          | 0          | 33          | 0          | 24          | 0          | 13          | 0         | 12         | 0         |
| Other sexual offences                    | 58                             | 6          | 45          | ≤ 3        | 31          | ≤ 3        | 86          | 27         | 54          | 6          | 46          | 0         | 52         | ≤ 3       |
| <b>Robbery</b>                           | 172                            | 82         | 107         | 12         | 45          | 4          | 43          | 13         | 14          | 4          | 4           | ≤ 3       | 0          | ≤ 3       |
| Armed robbery                            | 88                             | 21         | 64          | 5          | 23          | ≤ 3        | 24          | 7          | 6           | 0          | ≤ 3         | 0         | 0          | 0         |
| Unarmed robbery                          | 84                             | 61         | 43          | 7          | 22          | ≤ 3        | 19          | 6          | 8           | 4          | ≤ 3         | ≤ 3       | 0          | ≤ 3       |
| <b>Other offences against the person</b> | 59                             | 23         | 75          | 15         | 73          | 16         | 139         | 37         | 107         | 30         | 35          | 10        | 21         | 4         |
| Kidnapping, abduction etc.               | 5                              | ≤ 3        | 12          | 4          | 12          | ≤ 3        | 18          | ≤ 3        | 7           | ≤ 3        | ≤ 3         | ≤ 3       | ≤ 3        | 0         |
| Extortion                                | ≤ 3                            | 0          | ≤ 3         | ≤ 3        | ≤ 3         | ≤ 3        | 0           | 0          | ≤ 3         | ≤ 3        | 0           | 0         | ≤ 3        | 0         |
| Stalking                                 | 7                              | ≤ 3        | 12          | 0          | 20          | ≤ 3        | 43          | 12         | 37          | 4          | 15          | ≤ 3       | 5          | ≤ 3       |
| Life endangering acts <sup>(c)</sup>     | 45                             | 19         | 49          | 9          | 39          | 10         | 78          | 23         | 61          | 22         | 18          | 6         | 12         | ≤ 3       |
| <b>Total</b>                             | <b>601</b>                     | <b>372</b> | <b>606</b>  | <b>182</b> | <b>454</b>  | <b>108</b> | <b>866</b>  | <b>238</b> | <b>630</b>  | <b>171</b> | <b>277</b>  | <b>72</b> | <b>186</b> | <b>38</b> |

(a) Excludes offenders whose age and/or sex was not stated.

(b) Attempted murder; conspiracy to murder; manslaughter (incl. by driving and/or striking).

(c) *Strangulation in a domestic setting* is now classified under 'serious assault', but in previous reports was classified under 'Other offences against the person / life endangering acts'.

(d) Serious assault (other) represents serious assault not resulting in injury.

Note: Totals for certain variables may not be the same across tables within this report, due to the effect of confidentialising small value cells.

**Table A70 Total offenders (not individuals) by age and sex<sup>(a)</sup>, offences against the person, Southern Police Region, 2023–24**

|  | Child offenders<br>10–17 years |            | 18–24 years |            | 25–29 years |            | 30–39 years |            | 40–49 years |            | 50–59 years |           | 60+ years  |           |
|--|--------------------------------|------------|-------------|------------|-------------|------------|-------------|------------|-------------|------------|-------------|-----------|------------|-----------|
|  | Male                           | Female     | Male        | Female     | Male        | Female     | Male        | Female     | Male        | Female     | Male        | Female    | Male       | Female    |
| Offence                                  | — number —                     |            |             |            |             |            |             |            |             |            |             |           |            |           |
| <b>Homicide (Murder)</b>                 | ≤ 3                            | 0          | ≤ 3         | ≤ 3        | 0           | 0          | 0           | 0          | 0           | 0          | 0           | 0         | 0          | 0         |
| <b>Other homicide<sup>(b)</sup></b>      | 0                              | 0          | 6           | 0          | ≤ 3         | ≤ 3        | ≤ 3         | 0          | 0           | 0          | ≤ 3         | ≤ 3       | ≤ 3        | 0         |
| <b>Assault</b>                           | 307                            | 240        | 318         | 127        | 288         | 79         | 445         | 165        | 277         | 84         | 136         | 47        | 66         | 27        |
| Grievous assault                         | 8                              | 4          | 21          | 4          | 9           | ≤ 3        | 20          | 4          | 9           | ≤ 3        | 9           | ≤ 3       | ≤ 3        | ≤ 3       |
| Serious assault <sup>(c)</sup>           | 163                            | 114        | 176         | 58         | 167         | 43         | 231         | 91         | 128         | 35         | 63          | 12        | 25         | 10        |
| Serious assault (other) <sup>(d)</sup>   | 41                             | 21         | 41          | 16         | 32          | 7          | 52          | 18         | 38          | 12         | 20          | 6         | 17         | 7         |
| Common assault                           | 95                             | 101        | 80          | 49         | 80          | 27         | 142         | 52         | 102         | 35         | 44          | 27        | 22         | 8         |
| <b>Sexual offences</b>                   | 74                             | 9          | 85          | 6          | 43          | ≤ 3        | 119         | 7          | 73          | 7          | 54          | 4         | 84         | 0         |
| Rape and attempted rape                  | 16                             | ≤ 3        | 35          | ≤ 3        | 22          | 0          | 47          | 0          | 30          | ≤ 3        | 17          | ≤ 3       | 22         | 0         |
| Other sexual offences                    | 58                             | 7          | 50          | 4          | 21          | ≤ 3        | 72          | 7          | 43          | 5          | 37          | ≤ 3       | 62         | 0         |
| <b>Robbery</b>                           | 124                            | 49         | 54          | 8          | 24          | 10         | 21          | 10         | 8           | 4          | ≤ 3         | 0         | 0          | 0         |
| Armed robbery                            | 65                             | 11         | 37          | 6          | 14          | 6          | 10          | 8          | 6           | ≤ 3        | ≤ 3         | 0         | 0          | 0         |
| Unarmed robbery                          | 59                             | 38         | 17          | ≤ 3        | 10          | 4          | 11          | ≤ 3        | ≤ 3         | ≤ 3        | 0           | 0         | 0          | 0         |
| <b>Other offences against the person</b> | 49                             | 24         | 82          | 15         | 66          | 11         | 129         | 33         | 89          | 19         | 39          | 4         | 20         | 4         |
| Kidnapping, abduction etc.               | 4                              | ≤ 3        | 8           | ≤ 3        | 8           | ≤ 3        | 15          | 4          | 9           | ≤ 3        | ≤ 3         | 0         | ≤ 3        | 0         |
| Extortion                                | ≤ 3                            | 0          | 5           | 0          | 0           | 0          | ≤ 3         | 0          | 0           | 0          | 0           | 0         | 0          | 0         |
| Stalking                                 | 8                              | ≤ 3        | 21          | ≤ 3        | 20          | ≤ 3        | 51          | 7          | 40          | 5          | 18          | ≤ 3       | 12         | ≤ 3       |
| Life endangering acts <sup>(c)</sup>     | 35                             | 20         | 48          | 11         | 38          | 7          | 61          | 22         | 40          | 12         | 19          | ≤ 3       | 6          | ≤ 3       |
| <b>Total</b>                             | <b>556</b>                     | <b>322</b> | <b>547</b>  | <b>158</b> | <b>423</b>  | <b>104</b> | <b>716</b>  | <b>215</b> | <b>447</b>  | <b>114</b> | <b>233</b>  | <b>57</b> | <b>172</b> | <b>31</b> |

(a) Excludes offenders whose age and/or sex was not stated.

(b) Attempted murder; conspiracy to murder; manslaughter (incl. by driving and/or striking).

(c) *Strangulation in a domestic setting* is now classified under 'serious assault', but in previous reports was classified under 'Other offences against the person / life endangering acts'.

(d) Serious assault (other) represents serious assault not resulting in injury.

Note: Totals for certain variables may not be the same across tables within this report, due to the effect of confidentialising small value cells.

## 5.2. Offences against property

**Table A71 Total offenders (not individuals) by age and sex<sup>(a)</sup>, offences against property, Brisbane Police Region, 2023–24**

|   | Child offenders<br>10–17 years |              | 18–24 years  |              | 25–29 years  |              | 30–39 years  |              | 40–49 years  |              | 50–59 years  |            | 60+ years  |            |
|---|--------------------------------|--------------|--------------|--------------|--------------|--------------|--------------|--------------|--------------|--------------|--------------|------------|------------|------------|
|   | Male                           | Female       | Male         | Female       | Male         | Female       | Male         | Female       | Male         | Female       | Male         | Female     | Male       | Female     |
| Offence                                   | — number —                     |              |              |              |              |              |              |              |              |              |              |            |            |            |
| <b>Unlawful entry</b>                     | <b>1,967</b>                   | <b>217</b>   | <b>921</b>   | <b>105</b>   | <b>325</b>   | <b>86</b>    | <b>730</b>   | <b>121</b>   | <b>485</b>   | <b>91</b>    | <b>150</b>   | <b>21</b>  | <b>16</b>  | <b>4</b>   |
| Unlawful entry with intent – dwelling     | 1,575                          | 143          | 553          | 51           | 148          | 26           | 245          | 44           | 195          | 33           | 55           | 11         | 4          | ≤ 3        |
| <i>Without violence</i>                   | 1,549                          | 137          | 519          | 47           | 136          | 24           | 229          | 42           | 178          | 31           | 48           | 9          | ≤ 3        | ≤ 3        |
| <i>With violence</i>                      | 26                             | 6            | 34           | 4            | 12           | ≤ 3          | 16           | ≤ 3          | 17           | ≤ 3          | 7            | ≤ 3        | ≤ 3        | 0          |
| Unlawful entry with intent – shop         | 134                            | 20           | 136          | 8            | 40           | ≤ 3          | 85           | 11           | 67           | 4            | 22           | ≤ 3        | ≤ 3        | 0          |
| Unlawful entry with intent – other        | 258                            | 54           | 232          | 46           | 137          | 58           | 400          | 66           | 223          | 54           | 73           | 8          | 10         | ≤ 3        |
| <b>Arson</b>                              | <b>18</b>                      | <b>9</b>     | <b>7</b>     | <b>≤ 3</b>   | <b>4</b>     | <b>≤ 3</b>   | <b>16</b>    | <b>≤ 3</b>   | <b>13</b>    | <b>≤ 3</b>   | <b>5</b>     | <b>≤ 3</b> | <b>0</b>   | <b>0</b>   |
| <b>Other property damage</b>              | <b>353</b>                     | <b>193</b>   | <b>271</b>   | <b>51</b>    | <b>219</b>   | <b>42</b>    | <b>412</b>   | <b>81</b>    | <b>276</b>   | <b>64</b>    | <b>116</b>   | <b>22</b>  | <b>42</b>  | <b>11</b>  |
| <b>Unlawful use of motor vehicle</b>      | <b>1,195</b>                   | <b>329</b>   | <b>583</b>   | <b>138</b>   | <b>266</b>   | <b>108</b>   | <b>422</b>   | <b>114</b>   | <b>194</b>   | <b>58</b>    | <b>38</b>    | <b>12</b>  | <b>6</b>   | <b>0</b>   |
| <b>Other theft (excl. unlawful entry)</b> | <b>2,403</b>                   | <b>1,949</b> | <b>1,632</b> | <b>847</b>   | <b>1,335</b> | <b>574</b>   | <b>2,369</b> | <b>1,407</b> | <b>1,721</b> | <b>824</b>   | <b>577</b>   | <b>221</b> | <b>110</b> | <b>100</b> |
| Stealing from dwellings                   | 35                             | 4            | 21           | 10           | 26           | 7            | 41           | 12           | 28           | 11           | 7            | ≤ 3        | ≤ 3        | 0          |
| Shop stealing                             | 1,292                          | 1,709        | 761          | 639          | 757          | 402          | 1,266        | 1,067        | 1,000        | 608          | 358          | 166        | 79         | 87         |
| Vehicles (steal from/enter with intent)   | 484                            | 38           | 342          | 39           | 182          | 39           | 289          | 55           | 137          | 28           | 46           | 7          | ≤ 3        | 0          |
| Other stealing                            | 592                            | 198          | 508          | 159          | 370          | 126          | 773          | 273          | 556          | 177          | 166          | 46         | 27         | 13         |
| <b>Fraud</b>                              | <b>144</b>                     | <b>38</b>    | <b>210</b>   | <b>83</b>    | <b>174</b>   | <b>140</b>   | <b>545</b>   | <b>188</b>   | <b>271</b>   | <b>112</b>   | <b>88</b>    | <b>54</b>  | <b>35</b>  | <b>19</b>  |
| Fraud by computer                         | 0                              | 0            | 0            | 0            | ≤ 3          | ≤ 3          | 8            | ≤ 3          | 4            | ≤ 3          | ≤ 3          | 0          | 0          | ≤ 3        |
| Fraud by cheque                           | 0                              | 0            | 0            | 0            | 0            | ≤ 3          | ≤ 3          | ≤ 3          | ≤ 3          | ≤ 3          | ≤ 3          | 0          | ≤ 3        | 0          |
| Fraud by credit card                      | 109                            | 21           | 112          | 45           | 55           | 60           | 263          | 42           | 118          | 47           | 27           | 40         | ≤ 3        | 5          |
| Identity fraud                            | ≤ 3                            | 0            | 6            | 4            | 9            | 9            | 31           | 21           | 14           | 6            | 7            | 0          | 0          | 0          |
| Other fraud                               | 33                             | 17           | 92           | 34           | 108          | 67           | 241          | 121          | 133          | 55           | 50           | 14         | 31         | 12         |
| <b>Handling stolen goods</b>              | <b>170</b>                     | <b>74</b>    | <b>184</b>   | <b>99</b>    | <b>168</b>   | <b>71</b>    | <b>418</b>   | <b>158</b>   | <b>293</b>   | <b>79</b>    | <b>85</b>    | <b>21</b>  | <b>13</b>  | <b>4</b>   |
| Possess property suspected stolen         | 60                             | 33           | 80           | 41           | 71           | 31           | 163          | 71           | 128          | 43           | 43           | 5          | 4          | ≤ 3        |
| Receiving stolen property                 | 6                              | ≤ 3          | ≤ 3          | 7            | 7            | ≤ 3          | 20           | 7            | 11           | ≤ 3          | ≤ 3          | ≤ 3        | 0          | 0          |
| Possess etc. tainted property             | 104                            | 39           | 102          | 51           | 88           | 38           | 233          | 80           | 154          | 34           | 40           | 12         | 9          | ≤ 3        |
| Other handling stolen goods               | 0                              | 0            | 0            | 0            | ≤ 3          | 0            | ≤ 3          | 0            | 0            | 0            | 0            | ≤ 3        | 0          | 0          |
| <b>Total</b>                              | <b>6,250</b>                   | <b>2,809</b> | <b>3,808</b> | <b>1,325</b> | <b>2,491</b> | <b>1,023</b> | <b>4,912</b> | <b>2,071</b> | <b>3,253</b> | <b>1,230</b> | <b>1,059</b> | <b>353</b> | <b>222</b> | <b>138</b> |

(a) Excludes offenders whose age and/or sex was not stated.

Note: Totals for certain variables may not be the same across tables within this report, due to the effect of confidentialising small value cells.

**Table A72 Total offenders (not individuals) by age and sex<sup>(a)</sup>, offences against property, Central Police Region, 2023–24**

|   | Child offenders<br>10–17 years |            | 18–24 years  |            | 25–29 years |            | 30–39 years  |            | 40–49 years |            | 50–59 years |            | 60+ years  |            |
|---|--------------------------------|------------|--------------|------------|-------------|------------|--------------|------------|-------------|------------|-------------|------------|------------|------------|
|   | Male                           | Female     | Male         | Female     | Male        | Female     | Male         | Female     | Male        | Female     | Male        | Female     | Male       | Female     |
| Offence                                   | — number —                     |            |              |            |             |            |              |            |             |            |             |            |            |            |
| <b>Unlawful entry</b>                     | <b>601</b>                     | <b>78</b>  | <b>259</b>   | <b>38</b>  | <b>133</b>  | <b>14</b>  | <b>150</b>   | <b>29</b>  | <b>82</b>   | <b>9</b>   | <b>25</b>   | <b>4</b>   | <b>11</b>  | <b>≤ 3</b> |
| Unlawful entry with intent – dwelling     | 293                            | 33         | 138          | 18         | 39          | 8          | 88           | 23         | 35          | 7          | 14          | ≤ 3        | 5          | ≤ 3        |
| <i>Without violence</i>                   | 286                            | 28         | 122          | 16         | 35          | 6          | 73           | 21         | 31          | 5          | 12          | ≤ 3        | 5          | ≤ 3        |
| <i>With violence</i>                      | 7                              | 5          | 16           | ≤ 3        | 4           | ≤ 3        | 15           | ≤ 3        | 4           | ≤ 3        | ≤ 3         | 0          | 0          | 0          |
| Unlawful entry with intent – shop         | 53                             | 4          | 33           | 4          | 21          | 0          | 9            | 0          | 9           | 0          | ≤ 3         | 0          | ≤ 3        | 0          |
| Unlawful entry with intent – other        | 255                            | 41         | 88           | 16         | 73          | 6          | 53           | 6          | 38          | ≤ 3        | 9           | ≤ 3        | 4          | 0          |
| <b>Arson</b>                              | <b>19</b>                      | <b>5</b>   | <b>≤ 3</b>   | <b>≤ 3</b> | <b>4</b>    | <b>0</b>   | <b>≤ 3</b>   | <b>≤ 3</b> | <b>5</b>    | <b>0</b>   | <b>≤ 3</b>  | <b>0</b>   | <b>≤ 3</b> | <b>0</b>   |
| <b>Other property damage</b>              | <b>332</b>                     | <b>139</b> | <b>162</b>   | <b>46</b>  | <b>130</b>  | <b>43</b>  | <b>244</b>   | <b>63</b>  | <b>129</b>  | <b>35</b>  | <b>40</b>   | <b>13</b>  | <b>13</b>  | <b>5</b>   |
| <b>Unlawful use of motor vehicle</b>      | <b>352</b>                     | <b>47</b>  | <b>255</b>   | <b>61</b>  | <b>91</b>   | <b>23</b>  | <b>122</b>   | <b>22</b>  | <b>32</b>   | <b>13</b>  | <b>4</b>    | <b>≤ 3</b> | <b>0</b>   | <b>0</b>   |
| <b>Other theft (excl. unlawful entry)</b> | <b>501</b>                     | <b>276</b> | <b>380</b>   | <b>199</b> | <b>316</b>  | <b>113</b> | <b>545</b>   | <b>331</b> | <b>330</b>  | <b>129</b> | <b>61</b>   | <b>32</b>  | <b>25</b>  | <b>20</b>  |
| Stealing from dwellings                   | 34                             | 11         | 15           | ≤ 3        | 7           | 8          | 16           | 13         | 7           | 5          | ≤ 3         | ≤ 3        | 0          | 0          |
| Shop stealing                             | 163                            | 212        | 128          | 144        | 116         | 74         | 299          | 237        | 200         | 89         | 33          | 19         | 12         | 12         |
| Vehicles (steal from/enter with intent)   | 129                            | 16         | 79           | 10         | 61          | 4          | 69           | 18         | 24          | ≤ 3        | 7           | ≤ 3        | ≤ 3        | ≤ 3        |
| Other stealing                            | 175                            | 37         | 158          | 43         | 132         | 27         | 161          | 63         | 99          | 33         | 19          | 9          | 11         | 6          |
| <b>Fraud</b>                              | <b>12</b>                      | <b>14</b>  | <b>46</b>    | <b>42</b>  | <b>68</b>   | <b>15</b>  | <b>66</b>    | <b>63</b>  | <b>65</b>   | <b>39</b>  | <b>26</b>   | <b>4</b>   | <b>11</b>  | <b>4</b>   |
| Fraud by computer                         | 0                              | ≤ 3        | 0            | 0          | 0           | ≤ 3        | 0            | ≤ 3        | ≤ 3         | ≤ 3        | ≤ 3         | 0          | 0          | 0          |
| Fraud by cheque                           | 0                              | 0          | 0            | 0          | 0           | 0          | 0            | 0          | 0           | 0          | 0           | 0          | 0          | ≤ 3        |
| Fraud by credit card                      | 4                              | 6          | 30           | 25         | 26          | 5          | 29           | 27         | 33          | 27         | 11          | 0          | 4          | 0          |
| Identity fraud                            | ≤ 3                            | ≤ 3        | 0            | 0          | ≤ 3         | 0          | ≤ 3          | ≤ 3        | ≤ 3         | 0          | 0           | 0          | ≤ 3        | 0          |
| Other fraud                               | 6                              | 4          | 16           | 17         | 40          | 8          | 35           | 32         | 28          | 10         | 13          | 4          | 5          | ≤ 3        |
| <b>Handling stolen goods</b>              | <b>54</b>                      | <b>13</b>  | <b>50</b>    | <b>18</b>  | <b>64</b>   | <b>15</b>  | <b>95</b>    | <b>24</b>  | <b>55</b>   | <b>23</b>  | <b>7</b>    | <b>4</b>   | <b>4</b>   | <b>4</b>   |
| Possess property suspected stolen         | 25                             | ≤ 3        | 21           | 4          | 22          | 8          | 40           | 12         | 27          | 9          | ≤ 3         | ≤ 3        | 0          | ≤ 3        |
| Receiving stolen property                 | 4                              | ≤ 3        | ≤ 3          | ≤ 3        | ≤ 3         | ≤ 3        | 4            | ≤ 3        | 0           | ≤ 3        | 0           | 0          | 0          | 0          |
| Possess etc. tainted property             | 25                             | 9          | 27           | 12         | 40          | 5          | 49           | 8          | 28          | 10         | 5           | ≤ 3        | 4          | ≤ 3        |
| Other handling stolen goods               | 0                              | 0          | 0            | 0          | 0           | 0          | ≤ 3          | ≤ 3        | 0           | ≤ 3        | 0           | 0          | 0          | 0          |
| <b>Total</b>                              | <b>1,871</b>                   | <b>572</b> | <b>1,154</b> | <b>406</b> | <b>806</b>  | <b>223</b> | <b>1,224</b> | <b>534</b> | <b>698</b>  | <b>248</b> | <b>165</b>  | <b>59</b>  | <b>66</b>  | <b>35</b>  |

(a) Excludes offenders whose age and/or sex was not stated.

Note: Totals for certain variables may not be the same across tables within this report, due to the effect of confidentialising small value cells.

**Table A73 Total offenders (not individuals) by age and sex<sup>(a)</sup>, offences against property, Far Northern Police Region, 2023–24**

|   | Child offenders<br>10–17 years |              | 18–24 years  |            | 25–29 years |            | 30–39 years  |            | 40–49 years |            | 50–59 years |            | 60+ years  |            |
|---|--------------------------------|--------------|--------------|------------|-------------|------------|--------------|------------|-------------|------------|-------------|------------|------------|------------|
|   | Male                           | Female       | Male         | Female     | Male        | Female     | Male         | Female     | Male        | Female     | Male        | Female     | Male       | Female     |
| Offence                                   | — number —                     |              |              |            |             |            |              |            |             |            |             |            |            |            |
| <b>Unlawful entry</b>                     | <b>1,730</b>                   | <b>309</b>   | <b>300</b>   | <b>75</b>  | <b>65</b>   | <b>11</b>  | <b>114</b>   | <b>23</b>  | <b>64</b>   | <b>35</b>  | <b>11</b>   | <b>6</b>   | <b>4</b>   | <b>≤ 3</b> |
| Unlawful entry with intent – dwelling     | 1,110                          | 134          | 203          | 51         | 41          | 5          | 49           | 14         | 18          | 21         | 6           | 4          | ≤ 3        | ≤ 3        |
| <i>Without violence</i>                   | 1,093                          | 132          | 190          | 47         | 34          | 5          | 40           | 8          | 10          | 19         | 4           | ≤ 3        | 0          | ≤ 3        |
| <i>With violence</i>                      | 17                             | ≤ 3          | 13           | 4          | 7           | 0          | 9            | 6          | 8           | ≤ 3        | ≤ 3         | ≤ 3        | ≤ 3        | 0          |
| Unlawful entry with intent – shop         | 168                            | 58           | 22           | 9          | 8           | 0          | 8            | 0          | 7           | 0          | 0           | 0          | ≤ 3        | 0          |
| Unlawful entry with intent – other        | 452                            | 117          | 75           | 15         | 16          | 6          | 57           | 9          | 39          | 14         | 5           | ≤ 3        | 0          | 0          |
| <b>Arson</b>                              | <b>10</b>                      | <b>0</b>     | <b>5</b>     | <b>≤ 3</b> | <b>≤ 3</b>  | <b>≤ 3</b> | <b>≤ 3</b>   | <b>0</b>   | <b>≤ 3</b>  | <b>0</b>   | <b>4</b>    | <b>≤ 3</b> | <b>≤ 3</b> | <b>0</b>   |
| <b>Other property damage</b>              | <b>452</b>                     | <b>172</b>   | <b>237</b>   | <b>78</b>  | <b>139</b>  | <b>38</b>  | <b>232</b>   | <b>60</b>  | <b>118</b>  | <b>46</b>  | <b>50</b>   | <b>16</b>  | <b>24</b>  | <b>≤ 3</b> |
| <b>Unlawful use of motor vehicle</b>      | <b>779</b>                     | <b>234</b>   | <b>139</b>   | <b>59</b>  | <b>34</b>   | <b>11</b>  | <b>67</b>    | <b>21</b>  | <b>33</b>   | <b>11</b>  | <b>6</b>    | <b>≤ 3</b> | <b>≤ 3</b> | <b>0</b>   |
| <b>Other theft (excl. unlawful entry)</b> | <b>856</b>                     | <b>602</b>   | <b>396</b>   | <b>230</b> | <b>164</b>  | <b>120</b> | <b>507</b>   | <b>185</b> | <b>274</b>  | <b>127</b> | <b>91</b>   | <b>40</b>  | <b>32</b>  | <b>10</b>  |
| Stealing from dwellings                   | 32                             | 4            | 24           | ≤ 3        | 7           | 4          | 16           | 5          | 6           | 5          | ≤ 3         | ≤ 3        | ≤ 3        | 0          |
| Shop stealing                             | 309                            | 436          | 227          | 179        | 85          | 93         | 322          | 127        | 173         | 77         | 46          | 30         | 18         | 6          |
| Vehicles (steal from/enter with intent)   | 130                            | 26           | 54           | 7          | 17          | 6          | 23           | 8          | 19          | 6          | 6           | 0          | 0          | 0          |
| Other stealing                            | 385                            | 136          | 91           | 42         | 55          | 17         | 146          | 45         | 76          | 39         | 37          | 8          | 12         | 4          |
| <b>Fraud</b>                              | <b>33</b>                      | <b>19</b>    | <b>34</b>    | <b>7</b>   | <b>32</b>   | <b>19</b>  | <b>83</b>    | <b>28</b>  | <b>49</b>   | <b>54</b>  | <b>16</b>   | <b>8</b>   | <b>4</b>   | <b>8</b>   |
| Fraud by computer                         | 0                              | 0            | 0            | 0          | ≤ 3         | ≤ 3        | ≤ 3          | 0          | ≤ 3         | 0          | 0           | 0          | ≤ 3        | ≤ 3        |
| Fraud by cheque                           | 0                              | 0            | 0            | 0          | 0           | 0          | 0            | 0          | 0           | 0          | 0           | 0          | 0          | 0          |
| Fraud by credit card                      | 29                             | 17           | 29           | ≤ 3        | 19          | 11         | 65           | 18         | 36          | 48         | 12          | ≤ 3        | 0          | 0          |
| Identity fraud                            | 0                              | 0            | 0            | 0          | ≤ 3         | ≤ 3        | ≤ 3          | ≤ 3        | ≤ 3         | 0          | 0           | 0          | 0          | 0          |
| Other fraud                               | 4                              | ≤ 3          | 5            | 5          | 9           | 4          | 14           | 8          | 9           | 6          | 4           | 6          | ≤ 3        | 6          |
| <b>Handling stolen goods</b>              | <b>101</b>                     | <b>20</b>    | <b>25</b>    | <b>8</b>   | <b>23</b>   | <b>8</b>   | <b>56</b>    | <b>17</b>  | <b>39</b>   | <b>9</b>   | <b>11</b>   | <b>≤ 3</b> | <b>6</b>   | <b>≤ 3</b> |
| Possess property suspected stolen         | 56                             | 18           | 16           | 6          | 12          | 6          | 47           | 9          | 21          | 4          | ≤ 3         | 0          | ≤ 3        | 0          |
| Receiving stolen property                 | 8                              | 0            | ≤ 3          | 0          | 0           | 0          | ≤ 3          | ≤ 3        | ≤ 3         | 0          | ≤ 3         | 0          | ≤ 3        | 0          |
| Possess etc. tainted property             | 37                             | ≤ 3          | 7            | ≤ 3        | 11          | ≤ 3        | 7            | 6          | 16          | 5          | 7           | ≤ 3        | ≤ 3        | ≤ 3        |
| Other handling stolen goods               | 0                              | 0            | 0            | 0          | 0           | 0          | 0            | 0          | 0           | 0          | 0           | 0          | 0          | 0          |
| <b>Total</b>                              | <b>3,961</b>                   | <b>1,356</b> | <b>1,136</b> | <b>459</b> | <b>459</b>  | <b>209</b> | <b>1,061</b> | <b>334</b> | <b>579</b>  | <b>282</b> | <b>189</b>  | <b>76</b>  | <b>74</b>  | <b>24</b>  |

(a) Excludes offenders whose age and/or sex was not stated.

Note: Totals for certain variables may not be the same across tables within this report, due to the effect of confidentialising small value cells.

**Table A74 Total offenders (not individuals) by age and sex<sup>(a)</sup>, offences against property, North Coast Police Region, 2023–24**

|   | Child offenders<br>10–17 years |              | 18–24 years  |            | 25–29 years  |            | 30–39 years  |            | 40–49 years  |            | 50–59 years |            | 60+ years  |            |
|---|--------------------------------|--------------|--------------|------------|--------------|------------|--------------|------------|--------------|------------|-------------|------------|------------|------------|
|   | Male                           | Female       | Male         | Female     | Male         | Female     | Male         | Female     | Male         | Female     | Male        | Female     | Male       | Female     |
| Offence                                   | — number —                     |              |              |            |              |            |              |            |              |            |             |            |            |            |
| <b>Unlawful entry</b>                     | <b>799</b>                     | <b>131</b>   | <b>308</b>   | <b>64</b>  | <b>201</b>   | <b>25</b>  | <b>340</b>   | <b>67</b>  | <b>183</b>   | <b>32</b>  | <b>38</b>   | <b>10</b>  | <b>12</b>  | <b>≤ 3</b> |
| Unlawful entry with intent – dwelling     | 382                            | 83           | 162          | 37         | 68           | 14         | 143          | 31         | 84           | 16         | 24          | 8          | 4          | ≤ 3        |
| <i>Without violence</i>                   | 372                            | 77           | 147          | 33         | 59           | 14         | 127          | 29         | 73           | 16         | 18          | 6          | 4          | ≤ 3        |
| <i>With violence</i>                      | 10                             | 6            | 15           | 4          | 9            | 0          | 16           | ≤ 3        | 11           | 0          | 6           | ≤ 3        | 0          | 0          |
| Unlawful entry with intent – shop         | 136                            | 16           | 50           | 7          | 24           | 0          | 42           | 4          | 16           | ≤ 3        | ≤ 3         | 0          | ≤ 3        | 0          |
| Unlawful entry with intent – other        | 281                            | 32           | 96           | 20         | 109          | 11         | 155          | 32         | 83           | 14         | 12          | ≤ 3        | 6          | 0          |
| <b>Arson</b>                              | <b>22</b>                      | <b>7</b>     | <b>9</b>     | <b>0</b>   | <b>8</b>     | <b>0</b>   | <b>22</b>    | <b>≤ 3</b> | <b>10</b>    | <b>≤ 3</b> | <b>≤ 3</b>  | <b>0</b>   | <b>4</b>   | <b>≤ 3</b> |
| <b>Other property damage</b>              | <b>427</b>                     | <b>164</b>   | <b>328</b>   | <b>71</b>  | <b>169</b>   | <b>50</b>  | <b>347</b>   | <b>83</b>  | <b>204</b>   | <b>46</b>  | <b>72</b>   | <b>22</b>  | <b>47</b>  | <b>17</b>  |
| <b>Unlawful use of motor vehicle</b>      | <b>562</b>                     | <b>156</b>   | <b>226</b>   | <b>52</b>  | <b>118</b>   | <b>44</b>  | <b>207</b>   | <b>46</b>  | <b>86</b>    | <b>31</b>  | <b>19</b>   | <b>7</b>   | <b>4</b>   | <b>0</b>   |
| <b>Other theft (excl. unlawful entry)</b> | <b>1,241</b>                   | <b>668</b>   | <b>778</b>   | <b>336</b> | <b>669</b>   | <b>205</b> | <b>1,137</b> | <b>576</b> | <b>773</b>   | <b>398</b> | <b>164</b>  | <b>87</b>  | <b>55</b>  | <b>34</b>  |
| Stealing from dwellings                   | 26                             | 14           | 23           | 10         | 14           | 5          | 17           | 16         | 17           | 7          | 9           | 10         | ≤ 3        | 0          |
| Shop stealing                             | 515                            | 492          | 283          | 192        | 252          | 108        | 456          | 325        | 323          | 235        | 71          | 49         | 25         | 18         |
| Vehicles (steal from/enter with intent)   | 284                            | 57           | 172          | 28         | 117          | 19         | 161          | 41         | 76           | 22         | 14          | ≤ 3        | 4          | ≤ 3        |
| Other stealing                            | 416                            | 105          | 300          | 106        | 286          | 73         | 503          | 194        | 357          | 134        | 70          | 26         | 24         | 14         |
| <b>Fraud</b>                              | <b>144</b>                     | <b>38</b>    | <b>144</b>   | <b>49</b>  | <b>82</b>    | <b>44</b>  | <b>202</b>   | <b>134</b> | <b>145</b>   | <b>54</b>  | <b>41</b>   | <b>46</b>  | <b>18</b>  | <b>8</b>   |
| Fraud by computer                         | 5                              | 0            | ≤ 3          | 0          | 0            | ≤ 3        | 4            | 0          | ≤ 3          | 0          | ≤ 3         | ≤ 3        | 0          | 0          |
| Fraud by cheque                           | 0                              | 0            | 0            | 0          | ≤ 3          | 0          | ≤ 3          | 0          | 0            | 0          | 0           | 0          | ≤ 3        | 0          |
| Fraud by credit card                      | 100                            | 28           | 57           | 23         | 26           | 10         | 76           | 43         | 75           | 8          | 7           | 32         | 8          | 0          |
| Identity fraud                            | 0                              | 0            | 6            | ≤ 3        | ≤ 3          | ≤ 3        | ≤ 3          | 12         | ≤ 3          | ≤ 3        | ≤ 3         | 0          | 0          | 0          |
| Other fraud                               | 39                             | 10           | 79           | 24         | 52           | 30         | 118          | 79         | 66           | 44         | 30          | 12         | 8          | 8          |
| <b>Handling stolen goods</b>              | <b>92</b>                      | <b>38</b>    | <b>83</b>    | <b>24</b>  | <b>149</b>   | <b>23</b>  | <b>215</b>   | <b>62</b>  | <b>132</b>   | <b>33</b>  | <b>19</b>   | <b>11</b>  | <b>6</b>   | <b>≤ 3</b> |
| Possess property suspected stolen         | 47                             | 23           | 35           | 10         | 60           | 6          | 102          | 30         | 59           | 14         | 13          | 5          | ≤ 3        | 0          |
| Receiving stolen property                 | ≤ 3                            | ≤ 3          | 13           | ≤ 3        | 34           | 0          | 25           | ≤ 3        | 16           | ≤ 3        | 0           | 0          | ≤ 3        | 0          |
| Possess etc. tainted property             | 43                             | 13           | 35           | 12         | 55           | 17         | 86           | 30         | 57           | 17         | 6           | 6          | ≤ 3        | ≤ 3        |
| Other handling stolen goods               | 0                              | 0            | 0            | 0          | 0            | 0          | ≤ 3          | 0          | 0            | 0          | 0           | 0          | 0          | 0          |
| <b>Total</b>                              | <b>3,287</b>                   | <b>1,202</b> | <b>1,876</b> | <b>596</b> | <b>1,396</b> | <b>391</b> | <b>2,470</b> | <b>970</b> | <b>1,533</b> | <b>596</b> | <b>355</b>  | <b>183</b> | <b>146</b> | <b>65</b>  |

(a) Excludes offenders whose age and/or sex was not stated.

Note: Totals for certain variables may not be the same across tables within this report, due to the effect of confidentialising small value cells.

**Table A75 Total offenders (not individuals) by age and sex<sup>(a)</sup>, offences against property, Northern Police Region, 2023–24**

|   | Child offenders<br>10–17 years |              | 18–24 years  |            | 25–29 years |            | 30–39 years |            | 40–49 years |            | 50–59 years |            | 60+ years  |            |
|---|--------------------------------|--------------|--------------|------------|-------------|------------|-------------|------------|-------------|------------|-------------|------------|------------|------------|
|   | Male                           | Female       | Male         | Female     | Male        | Female     | Male        | Female     | Male        | Female     | Male        | Female     | Male       | Female     |
| Offence                                   | — number —                     |              |              |            |             |            |             |            |             |            |             |            |            |            |
| <b>Unlawful entry</b>                     | <b>1,401</b>                   | <b>175</b>   | <b>289</b>   | <b>26</b>  | <b>74</b>   | <b>13</b>  | <b>84</b>   | <b>17</b>  | <b>29</b>   | <b>15</b>  | <b>16</b>   | <b>≤ 3</b> | <b>4</b>   | <b>≤ 3</b> |
| Unlawful entry with intent – dwelling     | 832                            | 81           | 186          | 18         | 53          | 9          | 41          | 13         | 17          | 8          | 7           | ≤ 3        | ≤ 3        | ≤ 3        |
| <i>Without violence</i>                   | 819                            | 71           | 162          | 16         | 39          | 5          | 29          | 9          | 15          | 6          | 5           | 0          | ≤ 3        | 0          |
| <i>With violence</i>                      | 13                             | 10           | 24           | ≤ 3        | 14          | 4          | 12          | 4          | ≤ 3         | ≤ 3        | ≤ 3         | ≤ 3        | 0          | ≤ 3        |
| Unlawful entry with intent – shop         | 129                            | 34           | 19           | ≤ 3        | 4           | ≤ 3        | 6           | ≤ 3        | 4           | ≤ 3        | ≤ 3         | 0          | 0          | 0          |
| Unlawful entry with intent – other        | 440                            | 60           | 84           | 6          | 17          | ≤ 3        | 37          | ≤ 3        | 8           | 5          | 7           | 0          | ≤ 3        | 0          |
| <b>Arson</b>                              | <b>26</b>                      | <b>15</b>    | <b>5</b>     | <b>≤ 3</b> | <b>7</b>    | <b>≤ 3</b> | <b>≤ 3</b>  | <b>≤ 3</b> | <b>≤ 3</b>  | <b>≤ 3</b> | <b>≤ 3</b>  | <b>0</b>   | <b>≤ 3</b> | <b>0</b>   |
| <b>Other property damage</b>              | <b>453</b>                     | <b>225</b>   | <b>214</b>   | <b>80</b>  | <b>129</b>  | <b>24</b>  | <b>208</b>  | <b>50</b>  | <b>97</b>   | <b>24</b>  | <b>34</b>   | <b>9</b>   | <b>8</b>   | <b>≤ 3</b> |
| <b>Unlawful use of motor vehicle</b>      | <b>950</b>                     | <b>279</b>   | <b>169</b>   | <b>31</b>  | <b>49</b>   | <b>27</b>  | <b>60</b>   | <b>19</b>  | <b>23</b>   | <b>9</b>   | <b>≤ 3</b>  | <b>≤ 3</b> | <b>≤ 3</b> | <b>0</b>   |
| <b>Other theft (excl. unlawful entry)</b> | <b>716</b>                     | <b>480</b>   | <b>300</b>   | <b>200</b> | <b>195</b>  | <b>111</b> | <b>325</b>  | <b>230</b> | <b>192</b>  | <b>99</b>  | <b>57</b>   | <b>23</b>  | <b>21</b>  | <b>10</b>  |
| Stealing from dwellings                   | 21                             | 8            | 12           | 4          | 9           | ≤ 3        | 16          | 4          | 7           | 4          | ≤ 3         | 0          | ≤ 3        | 0          |
| Shop stealing                             | 253                            | 332          | 89           | 133        | 110         | 76         | 161         | 167        | 89          | 71         | 31          | 16         | 8          | 6          |
| Vehicles (steal from/enter with intent)   | 172                            | 21           | 56           | 17         | 11          | 5          | 32          | 6          | 15          | 5          | ≤ 3         | 0          | ≤ 3        | ≤ 3        |
| Other stealing                            | 270                            | 119          | 143          | 46         | 65          | 28         | 116         | 53         | 81          | 19         | 22          | 7          | 9          | ≤ 3        |
| <b>Fraud</b>                              | <b>13</b>                      | <b>≤ 3</b>   | <b>39</b>    | <b>18</b>  | <b>15</b>   | <b>13</b>  | <b>54</b>   | <b>33</b>  | <b>66</b>   | <b>13</b>  | <b>8</b>    | <b>≤ 3</b> | <b>≤ 3</b> | <b>4</b>   |
| Fraud by computer                         | 0                              | 0            | 0            | 0          | ≤ 3         | 0          | ≤ 3         | 0          | 0           | ≤ 3        | 0           | 0          | 0          | ≤ 3        |
| Fraud by cheque                           | 0                              | 0            | 0            | 0          | 0           | 0          | 0           | 0          | 0           | 0          | 0           | 0          | 0          | 0          |
| Fraud by credit card                      | 9                              | ≤ 3          | 23           | 8          | 4           | 7          | 19          | 11         | 31          | 5          | ≤ 3         | 0          | 0          | 0          |
| Identity fraud                            | ≤ 3                            | 0            | ≤ 3          | 0          | 0           | 0          | 0           | ≤ 3        | 0           | 0          | 0           | 0          | 0          | 0          |
| Other fraud                               | ≤ 3                            | 0            | 14           | 10         | 9           | 6          | 33          | 20         | 35          | 6          | 6           | ≤ 3        | ≤ 3        | ≤ 3        |
| <b>Handling stolen goods</b>              | <b>60</b>                      | <b>22</b>    | <b>25</b>    | <b>10</b>  | <b>20</b>   | <b>10</b>  | <b>42</b>   | <b>14</b>  | <b>49</b>   | <b>9</b>   | <b>8</b>    | <b>≤ 3</b> | <b>4</b>   | <b>≤ 3</b> |
| Possess property suspected stolen         | 20                             | 8            | 5            | ≤ 3        | ≤ 3         | ≤ 3        | 14          | 5          | 13          | ≤ 3        | ≤ 3         | 0          | ≤ 3        | 0          |
| Receiving stolen property                 | 4                              | ≤ 3          | ≤ 3          | 0          | ≤ 3         | ≤ 3        | 0           | 0          | 0           | ≤ 3        | ≤ 3         | 0          | 0          | 0          |
| Possess etc. tainted property             | 36                             | 12           | 18           | 8          | 16          | 6          | 26          | 9          | 36          | 5          | 4           | ≤ 3        | ≤ 3        | ≤ 3        |
| Other handling stolen goods               | 0                              | 0            | 0            | 0          | 0           | 0          | ≤ 3         | 0          | 0           | 0          | 0           | 0          | 0          | 0          |
| <b>Total</b>                              | <b>3,619</b>                   | <b>1,198</b> | <b>1,041</b> | <b>367</b> | <b>489</b>  | <b>200</b> | <b>775</b>  | <b>365</b> | <b>458</b>  | <b>171</b> | <b>127</b>  | <b>40</b>  | <b>43</b>  | <b>20</b>  |

(a) Excludes offenders whose age and/or sex was not stated.

Note: Totals for certain variables may not be the same across tables within this report, due to the effect of confidentialising small value cells.

**Table A76 Total offenders (not individuals) by age and sex<sup>(a)</sup>, offences against property, South Eastern Police Region, 2023–24**

|   | Child offenders<br>10–17 years |              | 18–24 years  |            | 25–29 years  |            | 30–39 years  |              | 40–49 years  |            | 50–59 years |            | 60+ years  |            |
|---|--------------------------------|--------------|--------------|------------|--------------|------------|--------------|--------------|--------------|------------|-------------|------------|------------|------------|
|   | Male                           | Female       | Male         | Female     | Male         | Female     | Male         | Female       | Male         | Female     | Male        | Female     | Male       | Female     |
| Offence                                   | — number —                     |              |              |            |              |            |              |              |              |            |             |            |            |            |
| <b>Unlawful entry</b>                     | <b>1,119</b>                   | <b>133</b>   | <b>370</b>   | <b>42</b>  | <b>183</b>   | <b>30</b>  | <b>375</b>   | <b>68</b>    | <b>177</b>   | <b>26</b>  | <b>32</b>   | <b>10</b>  | <b>6</b>   | <b>≤ 3</b> |
| Unlawful entry with intent – dwelling     | 729                            | 96           | 184          | 27         | 86           | 13         | 145          | 21           | 70           | 8          | 15          | 8          | 4          | ≤ 3        |
| <i>Without violence</i>                   | 727                            | 94           | 172          | 23         | 71           | 11         | 125          | 17           | 58           | 6          | 11          | 4          | ≤ 3        | ≤ 3        |
| <i>With violence</i>                      | ≤ 3                            | ≤ 3          | 12           | 4          | 15           | ≤ 3        | 20           | 4            | 12           | ≤ 3        | 4           | 4          | ≤ 3        | 0          |
| Unlawful entry with intent – shop         | 207                            | 13           | 78           | 4          | 17           | 0          | 53           | 6            | 19           | ≤ 3        | ≤ 3         | 0          | 0          | 0          |
| Unlawful entry with intent – other        | 183                            | 24           | 108          | 11         | 80           | 17         | 177          | 41           | 88           | 16         | 15          | ≤ 3        | ≤ 3        | 0          |
| <b>Arson</b>                              | <b>21</b>                      | <b>5</b>     | <b>≤ 3</b>   | <b>≤ 3</b> | <b>5</b>     | <b>0</b>   | <b>12</b>    | <b>≤ 3</b>   | <b>4</b>     | <b>0</b>   | <b>5</b>    | <b>0</b>   | <b>≤ 3</b> | <b>≤ 3</b> |
| <b>Other property damage</b>              | <b>334</b>                     | <b>96</b>    | <b>246</b>   | <b>60</b>  | <b>171</b>   | <b>44</b>  | <b>332</b>   | <b>70</b>    | <b>201</b>   | <b>54</b>  | <b>71</b>   | <b>26</b>  | <b>20</b>  | <b>14</b>  |
| <b>Unlawful use of motor vehicle</b>      | <b>1,190</b>                   | <b>299</b>   | <b>344</b>   | <b>70</b>  | <b>159</b>   | <b>68</b>  | <b>310</b>   | <b>100</b>   | <b>139</b>   | <b>30</b>  | <b>32</b>   | <b>8</b>   | <b>6</b>   | <b>0</b>   |
| <b>Other theft (excl. unlawful entry)</b> | <b>1,155</b>                   | <b>579</b>   | <b>696</b>   | <b>269</b> | <b>605</b>   | <b>292</b> | <b>1,281</b> | <b>701</b>   | <b>921</b>   | <b>429</b> | <b>248</b>  | <b>91</b>  | <b>88</b>  | <b>50</b>  |
| Stealing from dwellings                   | 24                             | 7            | 14           | 5          | 9            | 8          | 28           | 11           | 22           | 7          | 5           | 5          | 4          | 0          |
| Shop stealing                             | 399                            | 417          | 262          | 171        | 220          | 189        | 539          | 427          | 374          | 249        | 101         | 57         | 37         | 27         |
| Vehicles (steal from/enter with intent)   | 290                            | 39           | 132          | 31         | 84           | 9          | 154          | 43           | 92           | 15         | 22          | 0          | ≤ 3        | 0          |
| Other stealing                            | 442                            | 116          | 288          | 62         | 292          | 86         | 560          | 220          | 433          | 158        | 120         | 29         | 45         | 23         |
| <b>Fraud</b>                              | <b>98</b>                      | <b>31</b>    | <b>107</b>   | <b>58</b>  | <b>146</b>   | <b>67</b>  | <b>321</b>   | <b>138</b>   | <b>437</b>   | <b>89</b>  | <b>83</b>   | <b>41</b>  | <b>10</b>  | <b>13</b>  |
| Fraud by computer                         | 0                              | ≤ 3          | 0            | ≤ 3        | ≤ 3          | ≤ 3        | 4            | ≤ 3          | ≤ 3          | ≤ 3        | 0           | 0          | 0          | ≤ 3        |
| Fraud by cheque                           | 0                              | 0            | 0            | 0          | 0            | ≤ 3        | ≤ 3          | ≤ 3          | 0            | 0          | 0           | ≤ 3        | 0          | 0          |
| Fraud by credit card                      | 70                             | 17           | 28           | 29         | 35           | 11         | 110          | 43           | 110          | 21         | 29          | 10         | ≤ 3        | 0          |
| Identity fraud                            | ≤ 3                            | ≤ 3          | 4            | ≤ 3        | ≤ 3          | ≤ 3        | 26           | 12           | 4            | ≤ 3        | ≤ 3         | 0          | 0          | ≤ 3        |
| Other fraud                               | 26                             | 10           | 75           | 25         | 107          | 50         | 179          | 79           | 321          | 64         | 52          | 29         | 8          | 9          |
| <b>Handling stolen goods</b>              | <b>167</b>                     | <b>42</b>    | <b>127</b>   | <b>26</b>  | <b>126</b>   | <b>60</b>  | <b>271</b>   | <b>98</b>    | <b>172</b>   | <b>59</b>  | <b>45</b>   | <b>10</b>  | <b>14</b>  | <b>≤ 3</b> |
| Possess property suspected stolen         | 62                             | 28           | 53           | 12         | 53           | 25         | 137          | 52           | 92           | 30         | 17          | 4          | 7          | 0          |
| Receiving stolen property                 | 23                             | 5            | 7            | 0          | 5            | ≤ 3        | 15           | 10           | 7            | ≤ 3        | ≤ 3         | ≤ 3        | 0          | 0          |
| Possess etc. tainted property             | 68                             | 7            | 65           | 14         | 66           | 31         | 114          | 34           | 71           | 25         | 24          | 4          | 7          | ≤ 3        |
| Other handling stolen goods               | 14                             | ≤ 3          | ≤ 3          | 0          | ≤ 3          | ≤ 3        | 5            | ≤ 3          | ≤ 3          | ≤ 3        | ≤ 3         | 0          | 0          | 0          |
| <b>Total</b>                              | <b>4,084</b>                   | <b>1,185</b> | <b>1,892</b> | <b>527</b> | <b>1,395</b> | <b>561</b> | <b>2,902</b> | <b>1,177</b> | <b>2,051</b> | <b>687</b> | <b>516</b>  | <b>186</b> | <b>146</b> | <b>83</b>  |

(a) Excludes offenders whose age and/or sex was not stated.

Note: Totals for certain variables may not be the same across tables within this report, due to the effect of confidentialising small value cells.

**Table A77 Total offenders (not individuals) by age and sex<sup>(a)</sup>, offences against property, Southern Police Region, 2023–24**

|   | Child offenders<br>10–17 years |              | 18–24 years  |            | 25–29 years  |            | 30–39 years  |            | 40–49 years |            | 50–59 years |            | 60+ years  |            |
|---|--------------------------------|--------------|--------------|------------|--------------|------------|--------------|------------|-------------|------------|-------------|------------|------------|------------|
|   | Male                           | Female       | Male         | Female     | Male         | Female     | Male         | Female     | Male        | Female     | Male        | Female     | Male       | Female     |
| Offence                                   | — number —                     |              |              |            |              |            |              |            |             |            |             |            |            |            |
| <b>Unlawful entry</b>                     | <b>869</b>                     | <b>108</b>   | <b>398</b>   | <b>41</b>  | <b>173</b>   | <b>41</b>  | <b>226</b>   | <b>51</b>  | <b>94</b>   | <b>19</b>  | <b>28</b>   | <b>6</b>   | <b>≤ 3</b> | <b>≤ 3</b> |
| Unlawful entry with intent – dwelling     | 546                            | 60           | 268          | 25         | 85           | 22         | 96           | 31         | 34          | 6          | 20          | 4          | 0          | ≤ 3        |
| <i>Without violence</i>                   | 519                            | 54           | 238          | 23         | 63           | 18         | 72           | 22         | 26          | ≤ 3        | 13          | ≤ 3        | 0          | ≤ 3        |
| <i>With violence</i>                      | 27                             | 6            | 30           | ≤ 3        | 22           | 4          | 24           | 9          | 8           | 4          | 7           | ≤ 3        | 0          | 0          |
| Unlawful entry with intent – shop         | 72                             | 8            | 37           | ≤ 3        | 22           | 7          | 37           | 7          | 16          | ≤ 3        | ≤ 3         | 0          | ≤ 3        | 0          |
| Unlawful entry with intent – other        | 251                            | 40           | 93           | 14         | 66           | 12         | 93           | 13         | 44          | 11         | 6           | ≤ 3        | 0          | 0          |
| <b>Arson</b>                              | <b>47</b>                      | <b>8</b>     | <b>21</b>    | <b>≤ 3</b> | <b>7</b>     | <b>0</b>   | <b>8</b>     | <b>≤ 3</b> | <b>12</b>   | <b>0</b>   | <b>0</b>    | <b>≤ 3</b> | <b>≤ 3</b> | <b>0</b>   |
| <b>Other property damage</b>              | <b>420</b>                     | <b>171</b>   | <b>249</b>   | <b>62</b>  | <b>177</b>   | <b>46</b>  | <b>246</b>   | <b>62</b>  | <b>132</b>  | <b>30</b>  | <b>42</b>   | <b>9</b>   | <b>17</b>  | <b>5</b>   |
| <b>Unlawful use of motor vehicle</b>      | <b>514</b>                     | <b>101</b>   | <b>267</b>   | <b>47</b>  | <b>97</b>    | <b>33</b>  | <b>126</b>   | <b>40</b>  | <b>39</b>   | <b>10</b>  | <b>7</b>    | <b>0</b>   | <b>≤ 3</b> | <b>0</b>   |
| <b>Other theft (excl. unlawful entry)</b> | <b>961</b>                     | <b>665</b>   | <b>567</b>   | <b>284</b> | <b>425</b>   | <b>278</b> | <b>859</b>   | <b>572</b> | <b>488</b>  | <b>193</b> | <b>121</b>  | <b>51</b>  | <b>26</b>  | <b>36</b>  |
| Stealing from dwellings                   | 25                             | 8            | 17           | 8          | 13           | ≤ 3        | 18           | 11         | 8           | 8          | 4           | ≤ 3        | 0          | 0          |
| Shop stealing                             | 368                            | 541          | 213          | 211        | 206          | 178        | 421          | 406        | 257         | 123        | 52          | 32         | 10         | 29         |
| Vehicles (steal from/enter with intent)   | 255                            | 34           | 116          | 7          | 52           | 9          | 94           | 20         | 38          | 7          | 8           | 0          | 0          | 0          |
| Other stealing                            | 313                            | 82           | 221          | 58         | 154          | 89         | 326          | 135        | 185         | 55         | 57          | 17         | 16         | 7          |
| <b>Fraud</b>                              | <b>31</b>                      | <b>11</b>    | <b>104</b>   | <b>59</b>  | <b>74</b>    | <b>46</b>  | <b>156</b>   | <b>67</b>  | <b>71</b>   | <b>32</b>  | <b>34</b>   | <b>16</b>  | <b>5</b>   | <b>4</b>   |
| Fraud by computer                         | 0                              | 0            | 0            | ≤ 3        | ≤ 3          | 0          | 0            | 0          | ≤ 3         | ≤ 3        | ≤ 3         | ≤ 3        | 0          | 0          |
| Fraud by cheque                           | 0                              | 0            | 0            | 0          | 0            | 0          | 5            | ≤ 3        | ≤ 3         | 0          | 0           | 0          | 0          | 0          |
| Fraud by credit card                      | 19                             | 9            | 57           | 26         | 17           | 22         | 69           | 31         | 20          | ≤ 3        | 12          | 0          | 0          | 0          |
| Identity fraud                            | 0                              | 0            | ≤ 3          | ≤ 3        | ≤ 3          | 0          | 5            | ≤ 3        | ≤ 3         | ≤ 3        | 0           | ≤ 3        | 0          | 0          |
| Other fraud                               | 12                             | ≤ 3          | 45           | 29         | 53           | 24         | 77           | 32         | 45          | 26         | 20          | 12         | 5          | 4          |
| <b>Handling stolen goods</b>              | <b>85</b>                      | <b>21</b>    | <b>83</b>    | <b>22</b>  | <b>54</b>    | <b>27</b>  | <b>127</b>   | <b>60</b>  | <b>55</b>   | <b>18</b>  | <b>26</b>   | <b>8</b>   | <b>9</b>   | <b>≤ 3</b> |
| Possess property suspected stolen         | 37                             | 11           | 23           | 10         | 23           | 12         | 49           | 24         | 20          | 10         | 10          | 0          | ≤ 3        | 0          |
| Receiving stolen property                 | 7                              | ≤ 3          | 4            | 0          | ≤ 3          | ≤ 3        | 5            | ≤ 3        | ≤ 3         | ≤ 3        | 0           | ≤ 3        | 0          | 0          |
| Possess etc. tainted property             | 39                             | 8            | 56           | 12         | 27           | 13         | 67           | 32         | 33          | 6          | 16          | 6          | 5          | ≤ 3        |
| Other handling stolen goods               | ≤ 3                            | 0            | 0            | 0          | ≤ 3          | 0          | 6            | ≤ 3        | 0           | 0          | 0           | 0          | ≤ 3        | 0          |
| <b>Total</b>                              | <b>2,927</b>                   | <b>1,085</b> | <b>1,689</b> | <b>517</b> | <b>1,007</b> | <b>471</b> | <b>1,748</b> | <b>854</b> | <b>891</b>  | <b>302</b> | <b>258</b>  | <b>92</b>  | <b>63</b>  | <b>49</b>  |

(a) Excludes offenders whose age and/or sex was not stated.

Note: Totals for certain variables may not be the same across tables within this report, due to the effect of confidentialising small value cells.

### 5.3. Other offences

**Table A78 Total offenders (not individuals) by age and sex<sup>(a)</sup>, other offences, Brisbane Police Region, 2023–24**

|  | Child offenders<br>10–17 years |            | 18–24 years  |              | 25–29 years  |              | 30–39 years  |              | 40–49 years  |              | 50–59 years  |            | 60+ years  |            |
|--|--------------------------------|------------|--------------|--------------|--------------|--------------|--------------|--------------|--------------|--------------|--------------|------------|------------|------------|
|  | Male                           | Female     | Male         | Female       | Male         | Female       | Male         | Female       | Male         | Female       | Male         | Female     | Male       | Female     |
| Offence  | — number —                     |            |              |              |              |              |              |              |              |              |              |            |            |            |
| <b>Drug offences</b>                             | <b>714</b>                     | <b>248</b> | <b>1,822</b> | <b>700</b>   | <b>1,294</b> | <b>628</b>   | <b>2,754</b> | <b>1,127</b> | <b>2,367</b> | <b>757</b>   | <b>712</b>   | <b>182</b> | <b>165</b> | <b>28</b>  |
| Trafficking drugs                                | 4                              | ≤ 3        | 25           | ≤ 3          | 17           | ≤ 3          | 29           | 5            | 10           | 6            | ≤ 3          | ≤ 3        | 0          | 0          |
| Possess drugs                                    | 377                            | 126        | 1,021        | 373          | 676          | 293          | 1,429        | 541          | 1,213        | 374          | 369          | 83         | 85         | 12         |
| Produce drugs                                    | 4                              | 0          | 8            | ≤ 3          | 10           | ≤ 3          | 20           | 6            | 17           | 7            | 7            | ≤ 3        | 9          | 0          |
| Sell/supply drugs                                | 21                             | ≤ 3        | 53           | 6            | 32           | 12           | 53           | 15           | 35           | 10           | 11           | ≤ 3        | ≤ 3        | ≤ 3        |
| Other drug offences                              | 308                            | 118        | 715          | 317          | 559          | 319          | 1,223        | 560          | 1,092        | 360          | 323          | 93         | 69         | 14         |
| <b>Liquor offences (excl. drunkenness)</b>       | <b>28</b>                      | <b>15</b>  | <b>70</b>    | <b>22</b>    | <b>47</b>    | <b>10</b>    | <b>58</b>    | <b>16</b>    | <b>53</b>    | <b>8</b>     | <b>20</b>    | <b>≤ 3</b> | <b>5</b>   | <b>0</b>   |
| <b>Breach domestic violence protection order</b> | <b>33</b>                      | <b>5</b>   | <b>470</b>   | <b>169</b>   | <b>528</b>   | <b>135</b>   | <b>1,331</b> | <b>230</b>   | <b>1,141</b> | <b>235</b>   | <b>415</b>   | <b>57</b>  | <b>89</b>  | <b>30</b>  |
| <b>Trespassing and vagrancy</b>                  | <b>220</b>                     | <b>51</b>  | <b>130</b>   | <b>35</b>    | <b>107</b>   | <b>25</b>    | <b>209</b>   | <b>87</b>    | <b>197</b>   | <b>54</b>    | <b>61</b>    | <b>8</b>   | <b>22</b>  | <b>8</b>   |
| <b>Weapons Act offences</b>                      | <b>163</b>                     | <b>22</b>  | <b>252</b>   | <b>53</b>    | <b>166</b>   | <b>46</b>    | <b>359</b>   | <b>71</b>    | <b>301</b>   | <b>55</b>    | <b>105</b>   | <b>12</b>  | <b>31</b>  | <b>≤ 3</b> |
| <b>Good order offences</b>                       | <b>338</b>                     | <b>162</b> | <b>1,384</b> | <b>430</b>   | <b>815</b>   | <b>260</b>   | <b>1,323</b> | <b>420</b>   | <b>1,117</b> | <b>319</b>   | <b>420</b>   | <b>108</b> | <b>126</b> | <b>33</b>  |
| Disobey move-on direction                        | 5                              | ≤ 3        | 28           | ≤ 3          | 13           | 4            | 28           | 5            | 15           | 5            | 11           | 5          | 4          | ≤ 3        |
| Resist, incite, hinder, obstruct                 | 143                            | 84         | 597          | 220          | 347          | 135          | 584          | 253          | 464          | 168          | 159          | 45         | 41         | 12         |
| Fare evasion                                     | 42                             | 12         | 37           | 12           | 23           | 10           | 57           | 14           | 35           | 8            | 11           | ≤ 3        | ≤ 3        | 0          |
| Public nuisance                                  | 148                            | 64         | 722          | 196          | 432          | 111          | 654          | 148          | 603          | 138          | 239          | 56         | 79         | 19         |
| <b>Traffic and related offences</b>              | <b>62</b>                      | <b>10</b>  | <b>1,403</b> | <b>368</b>   | <b>1,010</b> | <b>287</b>   | <b>1,751</b> | <b>568</b>   | <b>1,289</b> | <b>458</b>   | <b>534</b>   | <b>176</b> | <b>229</b> | <b>57</b>  |
| Dangerous operation of a vehicle                 | 34                             | ≤ 3        | 90           | 7            | 35           | 4            | 58           | 11           | 33           | 0            | 8            | ≤ 3        | 5          | 0          |
| Drink/drug driving                               | 17                             | 6          | 740          | 184          | 561          | 162          | 1,036        | 302          | 785          | 281          | 356          | 121        | 156        | 43         |
| Disqualified driving                             | 11                             | ≤ 3        | 573          | 177          | 414          | 121          | 657          | 255          | 471          | 177          | 170          | 53         | 68         | 14         |
| Interfere with mechanism of motor vehicle        | 0                              | 0          | 0            | 0            | 0            | 0            | 0            | 0            | 0            | 0            | 0            | 0          | 0          | 0          |
| <b>Miscellaneous offences</b>                    | <b>98</b>                      | <b>38</b>  | <b>118</b>   | <b>17</b>    | <b>112</b>   | <b>21</b>    | <b>219</b>   | <b>35</b>    | <b>152</b>   | <b>37</b>    | <b>86</b>    | <b>12</b>  | <b>69</b>  | <b>10</b>  |
| <b>Total</b>                                     | <b>1,656</b>                   | <b>551</b> | <b>5,649</b> | <b>1,794</b> | <b>4,079</b> | <b>1,412</b> | <b>8,004</b> | <b>2,554</b> | <b>6,617</b> | <b>1,923</b> | <b>2,353</b> | <b>557</b> | <b>736</b> | <b>168</b> |

(a) Excludes offenders whose age and/or sex was not stated.

Note: Totals for certain variables may not be the same across tables within this report, due to the effect of confidentialising small value cells.

**Table A79 Total offenders (not individuals) by age and sex<sup>(a)</sup>, other offences, Central Police Region, 2023–24**

|  | Child offenders<br>10–17 years |            | 18–24 years  |            | 25–29 years  |            | 30–39 years  |              | 40–49 years  |            | 50–59 years  |            | 60+ years  |            |
|--|--------------------------------|------------|--------------|------------|--------------|------------|--------------|--------------|--------------|------------|--------------|------------|------------|------------|
|  | Male                           | Female     | Male         | Female     | Male         | Female     | Male         | Female       | Male         | Female     | Male         | Female     | Male       | Female     |
| Offence  | — number —                     |            |              |            |              |            |              |              |              |            |              |            |            |            |
| <b>Drug offences</b>                             | <b>315</b>                     | <b>122</b> | <b>723</b>   | <b>362</b> | <b>679</b>   | <b>278</b> | <b>1,062</b> | <b>415</b>   | <b>728</b>   | <b>294</b> | <b>252</b>   | <b>77</b>  | <b>73</b>  | <b>20</b>  |
| Trafficking drugs                                | 0                              | 0          | ≤ 3          | ≤ 3        | 11           | 0          | 8            | 4            | 5            | ≤ 3        | 0            | ≤ 3        | 0          | ≤ 3        |
| Possess drugs                                    | 150                            | 60         | 362          | 168        | 312          | 134        | 529          | 195          | 346          | 130        | 139          | 39         | 36         | 7          |
| Produce drugs                                    | ≤ 3                            | ≤ 3        | 6            | ≤ 3        | 19           | 0          | 21           | 7            | 31           | 6          | 9            | 0          | 7          | ≤ 3        |
| Sell/supply drugs                                | 4                              | ≤ 3        | 23           | ≤ 3        | 23           | 7          | 27           | 7            | 24           | 14         | 7            | ≤ 3        | ≤ 3        | 0          |
| Other drug offences                              | 159                            | 58         | 330          | 188        | 314          | 137        | 477          | 202          | 322          | 142        | 97           | 34         | 28         | 9          |
| <b>Liquor offences (excl. drunkenness)</b>       | <b>15</b>                      | <b>15</b>  | <b>49</b>    | <b>11</b>  | <b>33</b>    | <b>4</b>   | <b>51</b>    | <b>16</b>    | <b>23</b>    | <b>11</b>  | <b>9</b>     | <b>7</b>   | <b>≤ 3</b> | <b>0</b>   |
| <b>Breach domestic violence protection order</b> | <b>38</b>                      | <b>5</b>   | <b>439</b>   | <b>150</b> | <b>555</b>   | <b>132</b> | <b>1,118</b> | <b>245</b>   | <b>730</b>   | <b>120</b> | <b>287</b>   | <b>39</b>  | <b>42</b>  | <b>17</b>  |
| <b>Trespassing and vagrancy</b>                  | <b>126</b>                     | <b>30</b>  | <b>53</b>    | <b>14</b>  | <b>43</b>    | <b>16</b>  | <b>89</b>    | <b>33</b>    | <b>47</b>    | <b>15</b>  | <b>19</b>    | <b>≤ 3</b> | <b>12</b>  | <b>≤ 3</b> |
| <b>Weapons Act offences</b>                      | <b>63</b>                      | <b>10</b>  | <b>116</b>   | <b>34</b>  | <b>96</b>    | <b>21</b>  | <b>165</b>   | <b>38</b>    | <b>92</b>    | <b>26</b>  | <b>32</b>    | <b>9</b>   | <b>30</b>  | <b>≤ 3</b> |
| <b>Good order offences</b>                       | <b>208</b>                     | <b>67</b>  | <b>754</b>   | <b>192</b> | <b>491</b>   | <b>126</b> | <b>857</b>   | <b>277</b>   | <b>469</b>   | <b>157</b> | <b>195</b>   | <b>61</b>  | <b>48</b>  | <b>17</b>  |
| Disobey move-on direction                        | ≤ 3                            | 0          | 31           | ≤ 3        | 16           | ≤ 3        | 30           | ≤ 3          | 14           | 4          | 0            | 0          | ≤ 3        | 0          |
| Resist, incite, hinder, obstruct                 | 94                             | 12         | 317          | 88         | 206          | 67         | 385          | 135          | 189          | 92         | 74           | 19         | 19         | 5          |
| Fare evasion                                     | 11                             | 5          | ≤ 3          | 0          | ≤ 3          | ≤ 3        | 4            | 4            | ≤ 3          | 0          | 0            | 0          | 0          | 0          |
| Public nuisance                                  | 101                            | 50         | 404          | 102        | 267          | 55         | 438          | 136          | 264          | 61         | 121          | 42         | 27         | 12         |
| <b>Traffic and related offences</b>              | <b>79</b>                      | <b>10</b>  | <b>739</b>   | <b>213</b> | <b>629</b>   | <b>195</b> | <b>1,032</b> | <b>297</b>   | <b>734</b>   | <b>231</b> | <b>364</b>   | <b>110</b> | <b>154</b> | <b>30</b>  |
| Dangerous operation of a vehicle                 | 33                             | ≤ 3        | 56           | 6          | 37           | 10         | 36           | 5            | 18           | 5          | 4            | ≤ 3        | 4          | 0          |
| Drink/drug driving                               | 37                             | 4          | 491          | 146        | 415          | 124        | 703          | 226          | 530          | 182        | 293          | 96         | 125        | 21         |
| Disqualified driving                             | 9                              | ≤ 3        | 192          | 61         | 177          | 61         | 293          | 66           | 186          | 44         | 67           | 12         | 25         | 9          |
| Interfere with mechanism of motor vehicle        | 0                              | ≤ 3        | 0            | 0          | 0            | 0          | 0            | 0            | 0            | 0          | 0            | 0          | 0          | 0          |
| <b>Miscellaneous offences</b>                    | <b>43</b>                      | <b>25</b>  | <b>42</b>    | <b>≤ 3</b> | <b>22</b>    | <b>≤ 3</b> | <b>58</b>    | <b>≤ 3</b>   | <b>46</b>    | <b>≤ 3</b> | <b>32</b>    | <b>0</b>   | <b>18</b>  | <b>0</b>   |
| <b>Total</b>                                     | <b>887</b>                     | <b>284</b> | <b>2,915</b> | <b>978</b> | <b>2,548</b> | <b>774</b> | <b>4,432</b> | <b>1,323</b> | <b>2,869</b> | <b>856</b> | <b>1,190</b> | <b>305</b> | <b>379</b> | <b>88</b>  |

(a) Excludes offenders whose age and/or sex was not stated.

Note: Totals for certain variables may not be the same across tables within this report, due to the effect of confidentialising small value cells.

**Table A80 Total offenders (not individuals) by age and sex<sup>(a)</sup>, other offences, Far Northern Police Region, 2023–24**

|  | Child offenders<br>10–17 years |            | 18–24 years  |            | 25–29 years  |            | 30–39 years  |              | 40–49 years  |            | 50–59 years  |            | 60+ years  |            |
|--|--------------------------------|------------|--------------|------------|--------------|------------|--------------|--------------|--------------|------------|--------------|------------|------------|------------|
|  | Male                           | Female     | Male         | Female     | Male         | Female     | Male         | Female       | Male         | Female     | Male         | Female     | Male       | Female     |
| Offence  | — number —                     |            |              |            |              |            |              |              |              |            |              |            |            |            |
| <b>Drug offences</b>                             | <b>255</b>                     | <b>121</b> | <b>427</b>   | <b>183</b> | <b>277</b>   | <b>114</b> | <b>727</b>   | <b>279</b>   | <b>576</b>   | <b>217</b> | <b>270</b>   | <b>73</b>  | <b>63</b>  | <b>11</b>  |
| Trafficking drugs                                | 0                              | 0          | 11           | ≤ 3        | 4            | ≤ 3        | 13           | ≤ 3          | ≤ 3          | ≤ 3        | ≤ 3          | 0          | 0          | 0          |
| Possess drugs                                    | 141                            | 52         | 212          | 91         | 155          | 53         | 369          | 135          | 308          | 107        | 136          | 33         | 38         | 5          |
| Produce drugs                                    | 4                              | 0          | 6            | 4          | ≤ 3          | ≤ 3        | 9            | 4            | 18           | ≤ 3        | 19           | 4          | 5          | ≤ 3        |
| Sell/supply drugs                                | 6                              | ≤ 3        | 30           | ≤ 3        | 7            | ≤ 3        | 37           | 16           | 11           | 5          | 4            | 0          | ≤ 3        | ≤ 3        |
| Other drug offences                              | 104                            | 67         | 168          | 84         | 109          | 55         | 299          | 122          | 237          | 101        | 109          | 36         | 18         | ≤ 3        |
| <b>Liquor offences (excl. drunkenness)</b>       | <b>11</b>                      | <b>≤ 3</b> | <b>70</b>    | <b>41</b>  | <b>65</b>    | <b>46</b>  | <b>93</b>    | <b>94</b>    | <b>78</b>    | <b>51</b>  | <b>50</b>    | <b>21</b>  | <b>10</b>  | <b>6</b>   |
| <b>Breach domestic violence protection order</b> | <b>56</b>                      | <b>4</b>   | <b>482</b>   | <b>158</b> | <b>473</b>   | <b>77</b>  | <b>995</b>   | <b>193</b>   | <b>687</b>   | <b>134</b> | <b>282</b>   | <b>56</b>  | <b>73</b>  | <b>9</b>   |
| <b>Trespassing and vagrancy</b>                  | <b>204</b>                     | <b>48</b>  | <b>75</b>    | <b>15</b>  | <b>29</b>    | <b>8</b>   | <b>77</b>    | <b>31</b>    | <b>51</b>    | <b>21</b>  | <b>30</b>    | <b>6</b>   | <b>18</b>  | <b>0</b>   |
| <b>Weapons Act offences</b>                      | <b>74</b>                      | <b>11</b>  | <b>61</b>    | <b>12</b>  | <b>39</b>    | <b>13</b>  | <b>99</b>    | <b>27</b>    | <b>76</b>    | <b>9</b>   | <b>26</b>    | <b>≤ 3</b> | <b>22</b>  | <b>≤ 3</b> |
| <b>Good order offences</b>                       | <b>257</b>                     | <b>113</b> | <b>531</b>   | <b>278</b> | <b>390</b>   | <b>173</b> | <b>722</b>   | <b>425</b>   | <b>482</b>   | <b>213</b> | <b>279</b>   | <b>80</b>  | <b>52</b>  | <b>10</b>  |
| Disobey move-on direction                        | 0                              | 0          | ≤ 3          | 5          | 5            | ≤ 3        | 7            | ≤ 3          | 9            | 6          | 4            | 0          | 4          | 0          |
| Resist, incite, hinder, obstruct                 | 87                             | 31         | 199          | 82         | 137          | 48         | 290          | 126          | 172          | 69         | 73           | 21         | 12         | ≤ 3        |
| Fare evasion                                     | 5                              | 5          | ≤ 3          | 0          | ≤ 3          | ≤ 3        | ≤ 3          | ≤ 3          | 0            | ≤ 3        | ≤ 3          | 0          | 0          | 0          |
| Public nuisance                                  | 165                            | 77         | 328          | 191        | 246          | 121        | 423          | 295          | 301          | 136        | 200          | 59         | 36         | 8          |
| <b>Traffic and related offences</b>              | <b>80</b>                      | <b>15</b>  | <b>448</b>   | <b>146</b> | <b>410</b>   | <b>119</b> | <b>702</b>   | <b>279</b>   | <b>530</b>   | <b>158</b> | <b>219</b>   | <b>58</b>  | <b>115</b> | <b>36</b>  |
| Dangerous operation of a vehicle                 | 51                             | 6          | 27           | 4          | 8            | ≤ 3        | 20           | 12           | 15           | ≤ 3        | ≤ 3          | ≤ 3        | 5          | ≤ 3        |
| Drink/drug driving                               | 27                             | 7          | 302          | 89         | 277          | 68         | 462          | 184          | 380          | 118        | 182          | 45         | 94         | 25         |
| Disqualified driving                             | ≤ 3                            | ≤ 3        | 119          | 53         | 125          | 49         | 220          | 83           | 135          | 38         | 35           | 9          | 16         | 9          |
| Interfere with mechanism of motor vehicle        | 0                              | 0          | 0            | 0          | 0            | 0          | 0            | 0            | 0            | 0          | 0            | ≤ 3        | 0          | 0          |
| <b>Miscellaneous offences</b>                    | <b>102</b>                     | <b>39</b>  | <b>48</b>    | <b>≤ 3</b> | <b>33</b>    | <b>0</b>   | <b>59</b>    | <b>4</b>     | <b>42</b>    | <b>4</b>   | <b>26</b>    | <b>≤ 3</b> | <b>28</b>  | <b>≤ 3</b> |
| <b>Total</b>                                     | <b>1,039</b>                   | <b>353</b> | <b>2,142</b> | <b>835</b> | <b>1,716</b> | <b>550</b> | <b>3,474</b> | <b>1,332</b> | <b>2,522</b> | <b>807</b> | <b>1,182</b> | <b>298</b> | <b>381</b> | <b>76</b>  |

(a) Excludes offenders whose age and/or sex was not stated.

Note: Totals for certain variables may not be the same across tables within this report, due to the effect of confidentialising small value cells.

**Table A81 Total offenders (not individuals) by age and sex<sup>(a)</sup>, other offences, North Coast Police Region, 2023–24**

|  | Child offenders<br>10–17 years |            | 18–24 years  |              | 25–29 years  |              | 30–39 years  |              | 40–49 years  |              | 50–59 years  |            | 60+ years  |            |
|--|--------------------------------|------------|--------------|--------------|--------------|--------------|--------------|--------------|--------------|--------------|--------------|------------|------------|------------|
|  | Male                           | Female     | Male         | Female       | Male         | Female       | Male         | Female       | Male         | Female       | Male         | Female     | Male       | Female     |
| Offence  | — number —                     |            |              |              |              |              |              |              |              |              |              |            |            |            |
| <b>Drug offences</b>                             | <b>703</b>                     | <b>250</b> | <b>1,333</b> | <b>556</b>   | <b>928</b>   | <b>421</b>   | <b>1,716</b> | <b>791</b>   | <b>1,335</b> | <b>524</b>   | <b>518</b>   | <b>147</b> | <b>131</b> | <b>40</b>  |
| Trafficking drugs                                | 6                              | 0          | 19           | ≤ 3          | 6            | ≤ 3          | 20           | 8            | 12           | 5            | 4            | ≤ 3        | ≤ 3        | 0          |
| Possess drugs                                    | 355                            | 126        | 708          | 283          | 458          | 197          | 813          | 372          | 675          | 242          | 266          | 62         | 65         | 21         |
| Produce drugs                                    | ≤ 3                            | ≤ 3        | 21           | 6            | 11           | ≤ 3          | 46           | 13           | 50           | 5            | 38           | 6          | 17         | ≤ 3        |
| Sell/supply drugs                                | 14                             | ≤ 3        | 36           | 13           | 45           | 13           | 49           | 27           | 24           | 14           | 12           | 4          | 4          | ≤ 3        |
| Other drug offences                              | 326                            | 120        | 549          | 252          | 408          | 207          | 788          | 371          | 574          | 258          | 198          | 73         | 43         | 15         |
| <b>Liquor offences (excl. drunkenness)</b>       | <b>14</b>                      | <b>10</b>  | <b>30</b>    | <b>≤ 3</b>   | <b>15</b>    | <b>≤ 3</b>   | <b>36</b>    | <b>7</b>     | <b>26</b>    | <b>5</b>     | <b>8</b>     | <b>6</b>   | <b>≤ 3</b> | <b>≤ 3</b> |
| <b>Breach domestic violence protection order</b> | <b>42</b>                      | <b>10</b>  | <b>552</b>   | <b>184</b>   | <b>756</b>   | <b>179</b>   | <b>1,573</b> | <b>277</b>   | <b>1,179</b> | <b>223</b>   | <b>514</b>   | <b>79</b>  | <b>150</b> | <b>27</b>  |
| <b>Trespassing and vagrancy</b>                  | <b>219</b>                     | <b>112</b> | <b>72</b>    | <b>30</b>    | <b>66</b>    | <b>16</b>    | <b>139</b>   | <b>57</b>    | <b>118</b>   | <b>42</b>    | <b>37</b>    | <b>11</b>  | <b>12</b>  | <b>6</b>   |
| <b>Weapons Act offences</b>                      | <b>128</b>                     | <b>21</b>  | <b>181</b>   | <b>38</b>    | <b>154</b>   | <b>29</b>    | <b>261</b>   | <b>47</b>    | <b>204</b>   | <b>30</b>    | <b>81</b>    | <b>11</b>  | <b>41</b>  | <b>4</b>   |
| <b>Good order offences</b>                       | <b>339</b>                     | <b>157</b> | <b>787</b>   | <b>183</b>   | <b>473</b>   | <b>150</b>   | <b>936</b>   | <b>306</b>   | <b>730</b>   | <b>203</b>   | <b>320</b>   | <b>118</b> | <b>103</b> | <b>23</b>  |
| Disobey move-on direction                        | ≤ 3                            | ≤ 3        | 31           | ≤ 3          | 9            | ≤ 3          | 14           | ≤ 3          | 8            | ≤ 3          | 5            | ≤ 3        | ≤ 3        | 0          |
| Resist, incite, hinder, obstruct                 | 142                            | 60         | 382          | 121          | 260          | 95           | 512          | 165          | 348          | 125          | 126          | 54         | 29         | 12         |
| Fare evasion                                     | 23                             | 8          | 13           | ≤ 3          | 7            | ≤ 3          | 10           | 6            | 8            | 4            | ≤ 3          | 0          | ≤ 3        | 0          |
| Public nuisance                                  | 172                            | 87         | 361          | 58           | 197          | 51           | 400          | 133          | 366          | 72           | 187          | 62         | 70         | 11         |
| <b>Traffic and related offences</b>              | <b>151</b>                     | <b>17</b>  | <b>1,594</b> | <b>376</b>   | <b>988</b>   | <b>317</b>   | <b>1,816</b> | <b>581</b>   | <b>1,268</b> | <b>495</b>   | <b>681</b>   | <b>199</b> | <b>247</b> | <b>66</b>  |
| Dangerous operation of a vehicle                 | 63                             | 6          | 184          | 12           | 46           | 11           | 77           | 6            | 35           | 8            | 16           | 4          | ≤ 3        | ≤ 3        |
| Drink/drug driving                               | 57                             | 9          | 875          | 237          | 580          | 178          | 1,096        | 353          | 842          | 344          | 504          | 156        | 195        | 52         |
| Disqualified driving                             | 29                             | ≤ 3        | 535          | 127          | 362          | 128          | 643          | 222          | 391          | 143          | 161          | 39         | 50         | 12         |
| Interfere with mechanism of motor vehicle        | ≤ 3                            | 0          | 0            | 0            | 0            | 0            | 0            | 0            | 0            | 0            | 0            | 0          | 0          | 0          |
| <b>Miscellaneous offences</b>                    | <b>89</b>                      | <b>46</b>  | <b>40</b>    | <b>4</b>     | <b>34</b>    | <b>7</b>     | <b>99</b>    | <b>≤ 3</b>   | <b>73</b>    | <b>≤ 3</b>   | <b>23</b>    | <b>≤ 3</b> | <b>53</b>  | <b>0</b>   |
| <b>Total</b>                                     | <b>1,685</b>                   | <b>623</b> | <b>4,589</b> | <b>1,373</b> | <b>3,414</b> | <b>1,121</b> | <b>6,576</b> | <b>2,068</b> | <b>4,933</b> | <b>1,524</b> | <b>2,182</b> | <b>573</b> | <b>739</b> | <b>168</b> |

(a) Excludes offenders whose age and/or sex was not stated.

Note: Totals for certain variables may not be the same across tables within this report, due to the effect of confidentialising small value cells.

**Table A82 Total offenders (not individuals) by age and sex<sup>(a)</sup>, other offences, Northern Police Region, 2023–24**

|  | Child offenders<br>10–17 years |            | 18–24 years  |            | 25–29 years  |            | 30–39 years  |              | 40–49 years  |            | 50–59 years  |            | 60+ years  |            |
|--|--------------------------------|------------|--------------|------------|--------------|------------|--------------|--------------|--------------|------------|--------------|------------|------------|------------|
|  | Male                           | Female     | Male         | Female     | Male         | Female     | Male         | Female       | Male         | Female     | Male         | Female     | Male       | Female     |
| Offence  | — number —                     |            |              |            |              |            |              |              |              |            |              |            |            |            |
| <b>Drug offences</b>                             | <b>278</b>                     | <b>146</b> | <b>566</b>   | <b>227</b> | <b>343</b>   | <b>203</b> | <b>922</b>   | <b>379</b>   | <b>576</b>   | <b>289</b> | <b>233</b>   | <b>73</b>  | <b>63</b>  | <b>18</b>  |
| Trafficking drugs                                | ≤ 3                            | 0          | 5            | 0          | 8            | 0          | 19           | 6            | 7            | 10         | 4            | ≤ 3        | 0          | 0          |
| Possess drugs                                    | 127                            | 64         | 271          | 116        | 167          | 86         | 409          | 152          | 251          | 120        | 110          | 38         | 31         | 9          |
| Produce drugs                                    | 0                              | ≤ 3        | 4            | 0          | ≤ 3          | 0          | 9            | ≤ 3          | 7            | ≤ 3        | 5            | 0          | ≤ 3        | ≤ 3        |
| Sell/supply drugs                                | 4                              | ≤ 3        | 23           | ≤ 3        | 11           | 8          | 35           | 13           | 25           | 11         | 7            | 4          | ≤ 3        | 0          |
| Other drug offences                              | 145                            | 78         | 263          | 109        | 155          | 109        | 450          | 206          | 286          | 146        | 107          | 29         | 28         | 7          |
| <b>Liquor offences (excl. drunkenness)</b>       | <b>15</b>                      | <b>6</b>   | <b>45</b>    | <b>19</b>  | <b>23</b>    | <b>12</b>  | <b>39</b>    | <b>27</b>    | <b>18</b>    | <b>24</b>  | <b>19</b>    | <b>7</b>   | <b>7</b>   | <b>≤ 3</b> |
| <b>Breach domestic violence protection order</b> | <b>95</b>                      | <b>12</b>  | <b>612</b>   | <b>167</b> | <b>509</b>   | <b>112</b> | <b>1,059</b> | <b>211</b>   | <b>732</b>   | <b>135</b> | <b>270</b>   | <b>58</b>  | <b>46</b>  | <b>20</b>  |
| <b>Trespassing and vagrancy</b>                  | <b>175</b>                     | <b>99</b>  | <b>42</b>    | <b>24</b>  | <b>38</b>    | <b>20</b>  | <b>77</b>    | <b>33</b>    | <b>71</b>    | <b>32</b>  | <b>22</b>    | <b>12</b>  | <b>20</b>  | <b>≤ 3</b> |
| <b>Weapons Act offences</b>                      | <b>89</b>                      | <b>20</b>  | <b>79</b>    | <b>26</b>  | <b>58</b>    | <b>17</b>  | <b>106</b>   | <b>34</b>    | <b>77</b>    | <b>17</b>  | <b>24</b>    | <b>5</b>   | <b>8</b>   | <b>≤ 3</b> |
| <b>Good order offences</b>                       | <b>164</b>                     | <b>133</b> | <b>638</b>   | <b>337</b> | <b>389</b>   | <b>181</b> | <b>626</b>   | <b>315</b>   | <b>421</b>   | <b>199</b> | <b>191</b>   | <b>98</b>  | <b>69</b>  | <b>13</b>  |
| Disobey move-on direction                        | ≤ 3                            | ≤ 3        | 10           | ≤ 3        | 6            | ≤ 3        | 9            | 4            | 9            | 5          | 10           | ≤ 3        | ≤ 3        | 0          |
| Resist, incite, hinder, obstruct                 | 85                             | 50         | 239          | 131        | 153          | 76         | 290          | 112          | 191          | 91         | 65           | 24         | 24         | ≤ 3        |
| Fare evasion                                     | 0                              | ≤ 3        | ≤ 3          | ≤ 3        | ≤ 3          | 0          | 0            | 4            | 0            | 4          | 0            | ≤ 3        | 0          | ≤ 3        |
| Public nuisance                                  | 77                             | 79         | 387          | 202        | 228          | 103        | 327          | 195          | 221          | 99         | 116          | 70         | 43         | 9          |
| <b>Traffic and related offences</b>              | <b>70</b>                      | <b>24</b>  | <b>490</b>   | <b>125</b> | <b>395</b>   | <b>131</b> | <b>733</b>   | <b>283</b>   | <b>526</b>   | <b>222</b> | <b>298</b>   | <b>78</b>  | <b>123</b> | <b>23</b>  |
| Dangerous operation of a vehicle                 | 42                             | 20         | 37           | 7          | 12           | ≤ 3        | 30           | 8            | 13           | 5          | 5            | ≤ 3        | ≤ 3        | 0          |
| Drink/drug driving                               | 26                             | ≤ 3        | 353          | 81         | 296          | 99         | 578          | 211          | 421          | 180        | 247          | 66         | 105        | 21         |
| Disqualified driving                             | ≤ 3                            | ≤ 3        | 100          | 37         | 87           | 30         | 125          | 64           | 92           | 37         | 46           | 10         | 14         | ≤ 3        |
| Interfere with mechanism of motor vehicle        | 0                              | 0          | 0            | 0          | 0            | 0          | 0            | 0            | 0            | 0          | 0            | 0          | ≤ 3        | 0          |
| <b>Miscellaneous offences</b>                    | <b>100</b>                     | <b>37</b>  | <b>53</b>    | <b>0</b>   | <b>28</b>    | <b>≤ 3</b> | <b>69</b>    | <b>5</b>     | <b>45</b>    | <b>≤ 3</b> | <b>19</b>    | <b>4</b>   | <b>21</b>  | <b>0</b>   |
| <b>Total</b>                                     | <b>986</b>                     | <b>477</b> | <b>2,525</b> | <b>925</b> | <b>1,783</b> | <b>678</b> | <b>3,631</b> | <b>1,287</b> | <b>2,466</b> | <b>920</b> | <b>1,076</b> | <b>335</b> | <b>357</b> | <b>80</b>  |

(a) Excludes offenders whose sex was not stated.

Note: Totals for certain variables may not be the same across tables within this report, due to the effect of confidentialising small value cells.

**Table A83 Total offenders (not individuals) by age and sex<sup>(a)</sup>, other offences, South Eastern Police Region, 2023–24**

|  | Child offenders<br>10–17 years |            | 18–24 years  |              | 25–29 years  |              | 30–39 years  |              | 40–49 years  |              | 50–59 years  |            | 60+ years  |            |
|--|--------------------------------|------------|--------------|--------------|--------------|--------------|--------------|--------------|--------------|--------------|--------------|------------|------------|------------|
|  | Male                           | Female     | Male         | Female       | Male         | Female       | Male         | Female       | Male         | Female       | Male         | Female     | Male       | Female     |
| Offence  | — number —                     |            |              |              |              |              |              |              |              |              |              |            |            |            |
| <b>Drug offences</b>                             | <b>678</b>                     | <b>184</b> | <b>1,573</b> | <b>481</b>   | <b>949</b>   | <b>499</b>   | <b>2,174</b> | <b>935</b>   | <b>1,464</b> | <b>542</b>   | <b>626</b>   | <b>158</b> | <b>108</b> | <b>40</b>  |
| Trafficking drugs                                | ≤ 3                            | ≤ 3        | 13           | ≤ 3          | 8            | ≤ 3          | 19           | 5            | ≤ 3          | ≤ 3          | ≤ 3          | 0          | 0          | 0          |
| Possess drugs                                    | 341                            | 105        | 869          | 241          | 524          | 233          | 1,110        | 459          | 716          | 262          | 319          | 82         | 54         | 21         |
| Produce drugs                                    | 4                              | 0          | 10           | ≤ 3          | 8            | 4            | 27           | 5            | 34           | 6            | 16           | ≤ 3        | 11         | ≤ 3        |
| Sell/supply drugs                                | 15                             | ≤ 3        | 33           | 9            | 23           | 8            | 29           | 10           | 16           | 6            | 7            | 4          | 0          | ≤ 3        |
| Other drug offences                              | 316                            | 75         | 648          | 227          | 386          | 252          | 989          | 456          | 696          | 266          | 282          | 70         | 43         | 15         |
| <b>Liquor offences (excl. drunkenness)</b>       | <b>51</b>                      | <b>19</b>  | <b>57</b>    | <b>13</b>    | <b>42</b>    | <b>15</b>    | <b>33</b>    | <b>11</b>    | <b>39</b>    | <b>9</b>     | <b>12</b>    | <b>≤ 3</b> | <b>≤ 3</b> | <b>≤ 3</b> |
| <b>Breach domestic violence protection order</b> | <b>62</b>                      | <b>5</b>   | <b>550</b>   | <b>153</b>   | <b>655</b>   | <b>135</b>   | <b>1,508</b> | <b>330</b>   | <b>1,178</b> | <b>202</b>   | <b>436</b>   | <b>68</b>  | <b>100</b> | <b>32</b>  |
| <b>Trespassing and vagrancy</b>                  | <b>150</b>                     | <b>51</b>  | <b>139</b>   | <b>36</b>    | <b>61</b>    | <b>29</b>    | <b>179</b>   | <b>74</b>    | <b>142</b>   | <b>40</b>    | <b>55</b>    | <b>18</b>  | <b>9</b>   | <b>≤ 3</b> |
| <b>Weapons Act offences</b>                      | <b>159</b>                     | <b>22</b>  | <b>195</b>   | <b>25</b>    | <b>136</b>   | <b>40</b>    | <b>299</b>   | <b>57</b>    | <b>200</b>   | <b>38</b>    | <b>101</b>   | <b>11</b>  | <b>31</b>  | <b>≤ 3</b> |
| <b>Good order offences</b>                       | <b>347</b>                     | <b>101</b> | <b>1,025</b> | <b>252</b>   | <b>496</b>   | <b>141</b>   | <b>813</b>   | <b>256</b>   | <b>683</b>   | <b>186</b>   | <b>221</b>   | <b>67</b>  | <b>49</b>  | <b>19</b>  |
| Disobey move-on direction                        | ≤ 3                            | 0          | 31           | ≤ 3          | 6            | ≤ 3          | 13           | ≤ 3          | 6            | ≤ 3          | 6            | ≤ 3        | ≤ 3        | 4          |
| Resist, incite, hinder, obstruct                 | 129                            | 40         | 340          | 106          | 187          | 58           | 360          | 121          | 257          | 98           | 81           | 31         | 10         | 7          |
| Fare evasion                                     | 48                             | 10         | 23           | 6            | 8            | 5            | 15           | 8            | 16           | 4            | ≤ 3          | ≤ 3        | 0          | 0          |
| Public nuisance                                  | 168                            | 51         | 631          | 138          | 295          | 76           | 425          | 125          | 404          | 82           | 132          | 32         | 37         | 8          |
| <b>Traffic and related offences</b>              | <b>89</b>                      | <b>13</b>  | <b>1,146</b> | <b>297</b>   | <b>792</b>   | <b>238</b>   | <b>1,327</b> | <b>435</b>   | <b>1,008</b> | <b>350</b>   | <b>471</b>   | <b>148</b> | <b>138</b> | <b>43</b>  |
| Dangerous operation of a vehicle                 | 57                             | 4          | 88           | 11           | 40           | 10           | 49           | 10           | 21           | 7            | 7            | ≤ 3        | ≤ 3        | 0          |
| Drink/drug driving                               | 20                             | 9          | 679          | 192          | 562          | 164          | 904          | 294          | 702          | 253          | 334          | 123        | 112        | 39         |
| Disqualified driving                             | 12                             | 0          | 379          | 94           | 188          | 64           | 372          | 131          | 285          | 90           | 130          | 23         | 24         | 4          |
| Interfere with mechanism of motor vehicle        | 0                              | 0          | 0            | 0            | ≤ 3          | 0            | ≤ 3          | 0            | 0            | 0            | 0            | 0          | 0          | 0          |
| <b>Miscellaneous offences</b>                    | <b>90</b>                      | <b>69</b>  | <b>65</b>    | <b>4</b>     | <b>55</b>    | <b>9</b>     | <b>99</b>    | <b>10</b>    | <b>68</b>    | <b>9</b>     | <b>42</b>    | <b>10</b>  | <b>48</b>  | <b>16</b>  |
| <b>Total</b>                                     | <b>1,626</b>                   | <b>464</b> | <b>4,750</b> | <b>1,261</b> | <b>3,186</b> | <b>1,106</b> | <b>6,432</b> | <b>2,108</b> | <b>4,782</b> | <b>1,376</b> | <b>1,964</b> | <b>482</b> | <b>485</b> | <b>156</b> |

(a) Excludes offenders whose age and/or sex was not stated.

Note: Totals for certain variables may not be the same across tables within this report, due to the effect of confidentialising small value cells.

**Table A84 Total offenders (not individuals) by age and sex<sup>(a)</sup>, other offences, Southern Police Region, 2023–24**

|  | Child offenders<br>10–17 years |            | 18–24 years  |              | 25–29 years  |              | 30–39 years  |              | 40–49 years  |              | 50–59 years  |            | 60+ years  |            |
|--|--------------------------------|------------|--------------|--------------|--------------|--------------|--------------|--------------|--------------|--------------|--------------|------------|------------|------------|
|  | Male                           | Female     | Male         | Female       | Male         | Female       | Male         | Female       | Male         | Female       | Male         | Female     | Male       | Female     |
| Offence  | — number —                     |            |              |              |              |              |              |              |              |              |              |            |            |            |
| <b>Drug offences</b>                             | <b>428</b>                     | <b>179</b> | <b>1,022</b> | <b>371</b>   | <b>678</b>   | <b>345</b>   | <b>1,279</b> | <b>568</b>   | <b>829</b>   | <b>393</b>   | <b>339</b>   | <b>95</b>  | <b>84</b>  | <b>22</b>  |
| Trafficking drugs                                | ≤ 3                            | 0          | 13           | ≤ 3          | 4            | ≤ 3          | 10           | ≤ 3          | ≤ 3          | ≤ 3          | ≤ 3          | ≤ 3        | 0          | ≤ 3        |
| Possess drugs                                    | 196                            | 82         | 476          | 163          | 329          | 147          | 579          | 238          | 360          | 170          | 150          | 41         | 44         | 10         |
| Produce drugs                                    | 7                              | ≤ 3        | 11           | ≤ 3          | 8            | ≤ 3          | 23           | 9            | 29           | 8            | 30           | 6          | 12         | ≤ 3        |
| Sell/supply drugs                                | 11                             | 5          | 34           | 18           | 19           | 16           | 37           | 18           | 20           | 18           | 6            | ≤ 3        | ≤ 3        | ≤ 3        |
| Other drug offences                              | 212                            | 90         | 488          | 186          | 318          | 178          | 630          | 301          | 418          | 195          | 151          | 44         | 26         | 6          |
| <b>Liquor offences (excl. drunkenness)</b>       | <b>28</b>                      | <b>8</b>   | <b>170</b>   | <b>50</b>    | <b>51</b>    | <b>19</b>    | <b>72</b>    | <b>25</b>    | <b>44</b>    | <b>7</b>     | <b>12</b>    | <b>≤ 3</b> | <b>≤ 3</b> | <b>≤ 3</b> |
| <b>Breach domestic violence protection order</b> | <b>63</b>                      | <b>8</b>   | <b>533</b>   | <b>152</b>   | <b>625</b>   | <b>92</b>    | <b>1,200</b> | <b>169</b>   | <b>773</b>   | <b>129</b>   | <b>281</b>   | <b>35</b>  | <b>66</b>  | <b>9</b>   |
| <b>Trespassing and vagrancy</b>                  | <b>162</b>                     | <b>55</b>  | <b>80</b>    | <b>16</b>    | <b>67</b>    | <b>13</b>    | <b>117</b>   | <b>48</b>    | <b>72</b>    | <b>17</b>    | <b>18</b>    | <b>6</b>   | <b>7</b>   | <b>≤ 3</b> |
| <b>Weapons Act offences</b>                      | <b>119</b>                     | <b>18</b>  | <b>144</b>   | <b>28</b>    | <b>103</b>   | <b>26</b>    | <b>225</b>   | <b>46</b>    | <b>118</b>   | <b>36</b>    | <b>74</b>    | <b>12</b>  | <b>57</b>  | <b>≤ 3</b> |
| <b>Good order offences</b>                       | <b>359</b>                     | <b>159</b> | <b>996</b>   | <b>304</b>   | <b>498</b>   | <b>188</b>   | <b>795</b>   | <b>294</b>   | <b>498</b>   | <b>154</b>   | <b>192</b>   | <b>48</b>  | <b>71</b>  | <b>20</b>  |
| Disobey move-on direction                        | ≤ 3                            | ≤ 3        | 44           | ≤ 3          | 12           | ≤ 3          | 20           | ≤ 3          | 10           | ≤ 3          | ≤ 3          | 0          | 0          | 0          |
| Resist, incite, hinder, obstruct                 | 156                            | 57         | 390          | 131          | 239          | 116          | 387          | 168          | 229          | 76           | 87           | 20         | 33         | 10         |
| Fare evasion                                     | 10                             | 7          | 13           | 6            | ≤ 3          | ≤ 3          | 11           | 8            | 6            | ≤ 3          | ≤ 3          | 0          | 0          | 0          |
| Public nuisance                                  | 191                            | 93         | 549          | 165          | 245          | 68           | 377          | 116          | 253          | 74           | 101          | 28         | 38         | 10         |
| <b>Traffic and related offences</b>              | <b>113</b>                     | <b>14</b>  | <b>1,159</b> | <b>332</b>   | <b>893</b>   | <b>319</b>   | <b>1,362</b> | <b>494</b>   | <b>895</b>   | <b>314</b>   | <b>435</b>   | <b>102</b> | <b>163</b> | <b>34</b>  |
| Dangerous operation of a vehicle                 | 68                             | 5          | 105          | 9            | 36           | 10           | 43           | 6            | 17           | ≤ 3          | 12           | 0          | 6          | ≤ 3        |
| Drink/drug driving                               | 35                             | 5          | 644          | 203          | 539          | 187          | 921          | 337          | 663          | 222          | 339          | 76         | 126        | 22         |
| Disqualified driving                             | 10                             | 4          | 408          | 118          | 318          | 122          | 398          | 151          | 215          | 90           | 84           | 26         | 31         | 10         |
| Interfere with mechanism of motor vehicle        | 0                              | 0          | ≤ 3          | ≤ 3          | 0            | 0            | 0            | 0            | 0            | 0            | 0            | 0          | 0          | 0          |
| <b>Miscellaneous offences</b>                    | <b>53</b>                      | <b>51</b>  | <b>46</b>    | <b>≤ 3</b>   | <b>35</b>    | <b>5</b>     | <b>69</b>    | <b>6</b>     | <b>51</b>    | <b>8</b>     | <b>31</b>    | <b>0</b>   | <b>37</b>  | <b>≤ 3</b> |
| <b>Total</b>                                     | <b>1,325</b>                   | <b>492</b> | <b>4,150</b> | <b>1,255</b> | <b>2,950</b> | <b>1,007</b> | <b>5,119</b> | <b>1,650</b> | <b>3,280</b> | <b>1,058</b> | <b>1,382</b> | <b>300</b> | <b>487</b> | <b>93</b>  |

(a) Excludes offenders whose age and/or sex was not stated.

Note: Totals for certain variables may not be the same across tables within this report, due to the effect of confidentialising small value cells.

# 6.0 Victims of offences against the person, by police region

This section presents statistics about victims of offences against the person, by Queensland Police Region.

In the *Crime report* and in this Appendix, **recorded victim** statistics relate to offences against the person only, and they relate only to offences reported to or detected by police within the reporting period. For most offences against the person, ‘the victim’ is an individual person. Offences where the victim was an organisation have not been included in this report.

Total victim statistics are compiled on the basis of one victim per offence type within a single incident recorded by police, and **do not represent a count of unique victims**. An individual may therefore be recorded as a victim multiple times in a reference period if they were the victim of multiple offences belonging to different offence types within a single incident, or recorded multiple times during the reference period. They would be counted once for each most serious offence per offence type.

Statistics are compiled on the basis of the date an offence was reported to / detected by police, regardless of when the offence occurred. In some instances, particularly with homicide and sexual offences, there may be a large time difference between when the offence occurred and when it is reported to or detected by police. Victim age is calculated as at the date the offence became known to police.

**Please note:** From 1 July 2021, an enhancement to recording practices was implemented by the Queensland Police Service to align with national reporting standards, requiring police officers to record in QPRIME all criminal offences associated with domestic and family violence (DFV) investigations.

Victim’s age is reported as at date offence was reported to / detected by police, not at date offence occurred. Be aware that, in some instances, the time difference may be considerable.

Figures in the following tables do not represent a count of unique victims, as an individual may be recorded as a victim once or multiple times in the reporting period.

To protect the anonymity of individuals, victim tables have been subjected to confidentialisation where cell values range from 1 to 3. All such cells ( $\leq 3$ ) are assigned a nominal value of 2. Cells with a value of zero remain unaltered. Totals for certain variables, therefore, may vary slightly across tables within the report. (See *Explanatory notes* for more detail.)

## 6.1. Age and sex

**Table A85 Total victims (not individuals) of offences against the person, by age and sex<sup>(a)</sup>, Brisbane Police Region, 2023–24**

|  | 0–14 years |            | 15–19 years |            | 20–24 years |              | 25–29 years |              | 30–39 years  |              | 40–49 years  |              | 50–59 years |            | 60+ years  |            |
|--|------------|------------|-------------|------------|-------------|--------------|-------------|--------------|--------------|--------------|--------------|--------------|-------------|------------|------------|------------|
|  | Male       | Female     | Male        | Female     | Male        | Female       | Male        | Female       | Male         | Female       | Male         | Female       | Male        | Female     | Male       | Female     |
| Offence                                  | — number — |            |             |            |             |              |             |              |              |              |              |              |             |            |            |            |
| <b>Homicide (Murder)</b>                 | <b>0</b>   | <b>0</b>   | <b>≤ 3</b>  | <b>0</b>   | <b>≤ 3</b>  | <b>0</b>     | <b>0</b>    | <b>≤ 3</b>   | <b>0</b>     | <b>0</b>     | <b>0</b>     | <b>≤ 3</b>   | <b>0</b>    | <b>0</b>   | <b>≤ 3</b> | <b>≤ 3</b> |
| <b>Other homicide<sup>(b)</sup></b>      | <b>≤ 3</b> | <b>0</b>   | <b>≤ 3</b>  | <b>≤ 3</b> | <b>≤ 3</b>  | <b>≤ 3</b>   | <b>≤ 3</b>  | <b>0</b>     | <b>5</b>     | <b>0</b>     | <b>≤ 3</b>   | <b>≤ 3</b>   | <b>≤ 3</b>  | <b>≤ 3</b> | <b>4</b>   | <b>4</b>   |
| <b>Assault</b>                           | <b>297</b> | <b>251</b> | <b>345</b>  | <b>463</b> | <b>472</b>  | <b>624</b>   | <b>545</b>  | <b>705</b>   | <b>1,040</b> | <b>1,192</b> | <b>825</b>   | <b>847</b>   | <b>586</b>  | <b>540</b> | <b>454</b> | <b>281</b> |
| Grievous assault                         | ≤ 3        | ≤ 3        | 22          | ≤ 3        | 21          | 8            | 29          | ≤ 3          | 40           | 11           | 31           | 8            | 17          | ≤ 3        | 8          | 0          |
| Serious assault <sup>(c)</sup>           | 130        | 121        | 174         | 237        | 222         | 311          | 227         | 367          | 435          | 633          | 374          | 421          | 267         | 245        | 207        | 98         |
| Serious assault (other) <sup>(d)</sup>   | 17         | 14         | 22          | 17         | 45          | 40           | 69          | 56           | 147          | 78           | 104          | 51           | 76          | 41         | 202        | 133        |
| Common assault                           | 148        | 114        | 127         | 207        | 184         | 265          | 220         | 280          | 418          | 470          | 316          | 367          | 226         | 252        | 37         | 50         |
| <b>Sexual offences</b>                   | <b>68</b>  | <b>233</b> | <b>58</b>   | <b>322</b> | <b>49</b>   | <b>227</b>   | <b>28</b>   | <b>197</b>   | <b>53</b>    | <b>258</b>   | <b>39</b>    | <b>175</b>   | <b>17</b>   | <b>105</b> | <b>10</b>  | <b>35</b>  |
| Rape and attempted rape                  | 8          | 53         | 7           | 136        | 6           | 120          | 5           | 95           | 14           | 127          | 13           | 92           | ≤ 3         | 40         | ≤ 3        | 13         |
| Other sexual offences                    | 60         | 180        | 51          | 186        | 43          | 107          | 23          | 102          | 39           | 131          | 26           | 83           | 15          | 65         | 8          | 22         |
| <b>Robbery</b>                           | <b>76</b>  | <b>33</b>  | <b>125</b>  | <b>39</b>  | <b>58</b>   | <b>39</b>    | <b>54</b>   | <b>34</b>    | <b>60</b>    | <b>33</b>    | <b>45</b>    | <b>37</b>    | <b>37</b>   | <b>18</b>  | <b>32</b>  | <b>18</b>  |
| Armed robbery                            | 26         | 5          | 44          | 10         | 24          | 10           | 28          | 10           | 38           | 8            | 24           | 14           | 14          | 9          | 11         | 5          |
| Unarmed robbery                          | 50         | 28         | 81          | 29         | 34          | 29           | 26          | 24           | 22           | 25           | 21           | 23           | 23          | 9          | 21         | 13         |
| <b>Other offences against the person</b> | <b>63</b>  | <b>71</b>  | <b>135</b>  | <b>101</b> | <b>118</b>  | <b>116</b>   | <b>80</b>   | <b>129</b>   | <b>116</b>   | <b>193</b>   | <b>93</b>    | <b>147</b>   | <b>67</b>   | <b>60</b>  | <b>43</b>  | <b>49</b>  |
| Kidnapping, abduction etc.               | 8          | 7          | 5           | 12         | 8           | 13           | 0           | 20           | 4            | 22           | 5            | 21           | 4           | 7          | ≤ 3        | ≤ 3        |
| Extortion                                | 0          | ≤ 3        | 8           | ≤ 3        | ≤ 3         | ≤ 3          | ≤ 3         | 0            | 5            | ≤ 3          | ≤ 3          | ≤ 3          | ≤ 3         | ≤ 3        | ≤ 3        | ≤ 3        |
| Stalking                                 | 4          | 9          | 8           | 35         | 6           | 51           | 9           | 53           | 18           | 105          | 30           | 73           | 20          | 23         | 13         | 18         |
| Life endangering acts <sup>(c)</sup>     | 51         | 53         | 114         | 52         | 102         | 50           | 69          | 56           | 89           | 64           | 56           | 51           | 41          | 28         | 26         | 27         |
| <b>Total</b>                             | <b>506</b> | <b>588</b> | <b>667</b>  | <b>927</b> | <b>701</b>  | <b>1,008</b> | <b>709</b>  | <b>1,067</b> | <b>1,274</b> | <b>1,676</b> | <b>1,004</b> | <b>1,210</b> | <b>709</b>  | <b>725</b> | <b>545</b> | <b>389</b> |

(a) Excludes victims whose age and/or sex was not stated.

(b) Attempted murder; conspiracy to murder; manslaughter (incl. by driving and/or striking).

(c) *Strangulation in a domestic setting* is now classified under 'serious assault', but in previous reports was classified under 'Other offences against the person / life endangering acts'.

(d) Serious assault (other) represents serious assault not resulting in injury.

Note: Totals for certain variables may not be the same across tables within this report, due to the effect of confidentialising small value cells.

**Table A86 Total victims (not individuals) of offences against the person, by age and sex<sup>(a)</sup>, Central Police Region, 2023–24**

|  | 0–14 years |            | 15–19 years |            | 20–24 years |            | 25–29 years |            | 30–39 years |              | 40–49 years |            | 50–59 years |            | 60+ years  |            |
|--|------------|------------|-------------|------------|-------------|------------|-------------|------------|-------------|--------------|-------------|------------|-------------|------------|------------|------------|
|  | Male       | Female     | Male        | Female     | Male        | Female     | Male        | Female     | Male        | Female       | Male        | Female     | Male        | Female     | Male       | Female     |
| Offence                                  | — number — |            |             |            |             |            |             |            |             |              |             |            |             |            |            |            |
| <b>Homicide (Murder)</b>                 | <b>0</b>   | <b>≤ 3</b> | <b>0</b>    | <b>0</b>   | <b>0</b>    | <b>0</b>   | <b>0</b>    | <b>0</b>   | <b>≤ 3</b>  | <b>≤ 3</b>   | <b>0</b>    | <b>0</b>   | <b>0</b>    | <b>0</b>   | <b>0</b>   | <b>≤ 3</b> |
| <b>Other homicide<sup>(b)</sup></b>      | <b>0</b>   | <b>0</b>   | <b>0</b>    | <b>0</b>   | <b>0</b>    | <b>0</b>   | <b>0</b>    | <b>0</b>   | <b>≤ 3</b>  | <b>≤ 3</b>   | <b>0</b>    | <b>0</b>   | <b>0</b>    | <b>0</b>   | <b>≤ 3</b> | <b>≤ 3</b> |
| <b>Assault</b>                           | <b>235</b> | <b>237</b> | <b>291</b>  | <b>397</b> | <b>330</b>  | <b>471</b> | <b>334</b>  | <b>493</b> | <b>605</b>  | <b>929</b>   | <b>417</b>  | <b>581</b> | <b>335</b>  | <b>356</b> | <b>235</b> | <b>161</b> |
| Grievous assault                         | 5          | ≤ 3        | 5           | ≤ 3        | 18          | ≤ 3        | 20          | ≤ 3        | 29          | 11           | 11          | ≤ 3        | 6           | ≤ 3        | 7          | ≤ 3        |
| Serious assault <sup>(c)</sup>           | 116        | 113        | 137         | 168        | 125         | 237        | 134         | 225        | 230         | 441          | 186         | 267        | 157         | 157        | 105        | 49         |
| Serious assault (other) <sup>(d)</sup>   | 7          | 5          | 28          | 23         | 40          | 39         | 41          | 30         | 73          | 69           | 50          | 43         | 39          | 32         | 105        | 89         |
| Common assault                           | 107        | 117        | 121         | 204        | 147         | 193        | 139         | 236        | 273         | 408          | 170         | 269        | 133         | 165        | 18         | 21         |
| <b>Sexual offences</b>                   | <b>40</b>  | <b>180</b> | <b>24</b>   | <b>207</b> | <b>6</b>    | <b>93</b>  | <b>11</b>   | <b>73</b>  | <b>14</b>   | <b>105</b>   | <b>14</b>   | <b>81</b>  | <b>6</b>    | <b>42</b>  | <b>4</b>   | <b>17</b>  |
| Rape and attempted rape                  | 7          | 46         | 5           | 101        | ≤ 3         | 54         | 4           | 37         | ≤ 3         | 56           | 5           | 42         | 0           | 14         | 0          | 4          |
| Other sexual offences                    | 33         | 134        | 19          | 106        | 4           | 39         | 7           | 36         | 12          | 49           | 9           | 39         | 6           | 28         | 4          | 13         |
| <b>Robbery</b>                           | <b>17</b>  | <b>4</b>   | <b>25</b>   | <b>8</b>   | <b>15</b>   | <b>4</b>   | <b>15</b>   | <b>4</b>   | <b>22</b>   | <b>22</b>    | <b>13</b>   | <b>13</b>  | <b>14</b>   | <b>9</b>   | <b>13</b>  | <b>9</b>   |
| Armed robbery                            | 6          | ≤ 3        | 9           | ≤ 3        | 10          | ≤ 3        | 7           | ≤ 3        | 12          | 4            | 6           | 5          | 10          | 5          | 7          | ≤ 3        |
| Unarmed robbery                          | 11         | ≤ 3        | 16          | 6          | 5           | ≤ 3        | 8           | ≤ 3        | 10          | 18           | 7           | 8          | 4           | 4          | 6          | 7          |
| <b>Other offences against the person</b> | <b>28</b>  | <b>32</b>  | <b>55</b>   | <b>52</b>  | <b>45</b>   | <b>55</b>  | <b>27</b>   | <b>72</b>  | <b>51</b>   | <b>116</b>   | <b>45</b>   | <b>96</b>  | <b>34</b>   | <b>47</b>  | <b>21</b>  | <b>23</b>  |
| Kidnapping, abduction etc.               | ≤ 3        | 4          | 0           | 5          | 0           | 6          | ≤ 3         | 6          | ≤ 3         | 12           | ≤ 3         | 4          | 0           | ≤ 3        | 0          | ≤ 3        |
| Extortion                                | 0          | 0          | 6           | ≤ 3        | ≤ 3         | 0          | 0           | 0          | 0           | 0            | ≤ 3         | ≤ 3        | ≤ 3         | ≤ 3        | 0          | ≤ 3        |
| Stalking                                 | 4          | 5          | ≤ 3         | 17         | 5           | 31         | ≤ 3         | 44         | 11          | 72           | 9           | 54         | 10          | 27         | 8          | 8          |
| Life endangering acts <sup>(c)</sup>     | 22         | 23         | 47          | 28         | 38          | 18         | 23          | 22         | 38          | 32           | 32          | 36         | 22          | 16         | 13         | 11         |
| <b>Total</b>                             | <b>320</b> | <b>455</b> | <b>395</b>  | <b>664</b> | <b>396</b>  | <b>623</b> | <b>387</b>  | <b>642</b> | <b>696</b>  | <b>1,176</b> | <b>489</b>  | <b>771</b> | <b>389</b>  | <b>454</b> | <b>275</b> | <b>214</b> |

(a) Excludes victims whose age and/or sex was not stated.

(b) Attempted murder; conspiracy to murder; manslaughter (incl. by driving and/or striking).

(c) *Strangulation in a domestic setting* is now classified under 'serious assault', but in previous reports was classified under 'Other offences against the person / life endangering acts'.

(d) Serious assault (other) represents serious assault not resulting in injury.

Note: Totals for certain variables may not be the same across tables within this report, due to the effect of confidentialising small value cells.

**Table A87 Total victims (not individuals) of offences against the person, by age and sex<sup>(a)</sup>, Far Northern Police Region, 2023–24**

|  | 0–14 years |        | 15–19 years |        | 20–24 years |        | 25–29 years |        | 30–39 years |        | 40–49 years |        | 50–59 years |        | 60+ years |        |
|--|------------|--------|-------------|--------|-------------|--------|-------------|--------|-------------|--------|-------------|--------|-------------|--------|-----------|--------|
|  | Male       | Female | Male        | Female | Male        | Female | Male        | Female | Male        | Female | Male        | Female | Male        | Female | Male      | Female |
| Offence                                  | — number — |        |             |        |             |        |             |        |             |        |             |        |             |        |           |        |
| <b>Homicide (Murder)</b>                 | 0          | 0      | 0           | 0      | 0           | 0      | 0           | 0      | 0           | 0      | 0           | 0      | 0           | ≤ 3    | ≤ 3       | 0      |
| <b>Other homicide<sup>(b)</sup></b>      | 0          | ≤ 3    | 0           | 0      | 0           | 0      | 0           | 0      | 0           | 0      | 0           | ≤ 3    | 0           | 0      | 0         | 0      |
| <b>Assault</b>                           | 227        | 256    | 252         | 589    | 272         | 580    | 326         | 677    | 606         | 1,234  | 534         | 856    | 443         | 489    | 261       | 209    |
| Grievous assault                         | ≤ 3        | ≤ 3    | 9           | 9      | 9           | ≤ 3    | 15          | 10     | 13          | 10     | 18          | 13     | 13          | 6      | 4         | ≤ 3    |
| Serious assault <sup>(c)</sup>           | 91         | 119    | 113         | 285    | 103         | 313    | 113         | 339    | 248         | 605    | 209         | 417    | 183         | 208    | 106       | 65     |
| Serious assault (other) <sup>(d)</sup>   | 15         | 14     | 27          | 54     | 36          | 45     | 70          | 78     | 116         | 123    | 95          | 84     | 70          | 67     | 130       | 112    |
| Common assault                           | 119        | 121    | 103         | 241    | 124         | 220    | 128         | 250    | 229         | 496    | 212         | 342    | 177         | 208    | 21        | 30     |
| <b>Sexual offences</b>                   | 64         | 254    | 14          | 145    | 4           | 58     | 7           | 64     | 12          | 107    | 7           | 56     | 7           | 27     | 6         | 19     |
| Rape and attempted rape                  | 8          | 43     | ≤ 3         | 60     | 0           | 18     | 0           | 26     | ≤ 3         | 54     | ≤ 3         | 34     | ≤ 3         | 16     | 0         | 4      |
| Other sexual offences                    | 56         | 211    | 12          | 85     | 4           | 40     | 7           | 38     | 10          | 53     | 5           | 22     | 5           | 11     | 6         | 15     |
| <b>Robbery</b>                           | 29         | 12     | 14          | 11     | 10          | 15     | 7           | 10     | 8           | 19     | 8           | 13     | 6           | 9      | 4         | 9      |
| Armed robbery                            | 8          | ≤ 3    | 5           | ≤ 3    | 4           | 8      | ≤ 3         | 0      | 6           | 8      | 4           | ≤ 3    | ≤ 3         | ≤ 3    | ≤ 3       | ≤ 3    |
| Unarmed robbery                          | 21         | 10     | 9           | 9      | 6           | 7      | 5           | 10     | ≤ 3         | 11     | 4           | 11     | 4           | 7      | ≤ 3       | 7      |
| <b>Other offences against the person</b> | 18         | 22     | 38          | 56     | 19          | 57     | 23          | 70     | 55          | 115    | 25          | 63     | 35          | 52     | 20        | 21     |
| Kidnapping, abduction etc.               | 4          | ≤ 3    | 0           | 10     | 0           | 10     | 0           | 10     | ≤ 3         | 18     | 0           | 8      | 0           | ≤ 3    | 0         | 0      |
| Extortion                                | 0          | 0      | 0           | 0      | 0           | 0      | 0           | 0      | 0           | 0      | ≤ 3         | 0      | ≤ 3         | ≤ 3    | ≤ 3       | ≤ 3    |
| Stalking                                 | 0          | 5      | ≤ 3         | 16     | ≤ 3         | 19     | ≤ 3         | 31     | 10          | 41     | 11          | 31     | 10          | 19     | 6         | 5      |
| Life endangering acts <sup>(c)</sup>     | 14         | 15     | 36          | 30     | 17          | 28     | 21          | 29     | 43          | 56     | 12          | 24     | 23          | 29     | 12        | 14     |
| <b>Total</b>                             | 338        | 546    | 318         | 801    | 305         | 710    | 363         | 821    | 681         | 1,475  | 574         | 990    | 491         | 579    | 293       | 258    |

(a) Excludes victims whose age and/or sex was not stated.

(b) Attempted murder; conspiracy to murder; manslaughter (incl. by driving and/or striking).

(c) *Strangulation in a domestic setting* is now classified under 'serious assault', but in previous reports was classified under 'Other offences against the person / life endangering acts'.

(d) Serious assault (other) represents serious assault not resulting in injury.

Note: Totals for certain variables may not be the same across tables within this report, due to the effect of confidentialising small value cells.

**Table A88 Total victims (not individuals) of offences against the person, by age and sex<sup>(a)</sup>, North Coast Police Region, 2023–24**

|  | 0–14 years |            | 15–19 years |            | 20–24 years |            | 25–29 years |            | 30–39 years |              | 40–49 years |              | 50–59 years |            | 60+ years  |            |
|--|------------|------------|-------------|------------|-------------|------------|-------------|------------|-------------|--------------|-------------|--------------|-------------|------------|------------|------------|
|  | Male       | Female     | Male        | Female     | Male        | Female     | Male        | Female     | Male        | Female       | Male        | Female       | Male        | Female     | Male       | Female     |
| Offence                                  | — number — |            |             |            |             |            |             |            |             |              |             |              |             |            |            |            |
| <b>Homicide (Murder)</b>                 | ≤ 3        | 0          | 0           | 0          | ≤ 3         | 0          | ≤ 3         | ≤ 3        | 0           | ≤ 3          | ≤ 3         | 0            | ≤ 3         | 0          | ≤ 3        | ≤ 3        |
| <b>Other homicide<sup>(b)</sup></b>      | 0          | 0          | 0           | 0          | ≤ 3         | 0          | ≤ 3         | 0          | 0           | 0            | 0           | ≤ 3          | ≤ 3         | ≤ 3        | ≤ 3        | ≤ 3        |
| <b>Assault</b>                           | <b>522</b> | <b>489</b> | <b>425</b>  | <b>486</b> | <b>332</b>  | <b>448</b> | <b>301</b>  | <b>494</b> | <b>743</b>  | <b>1,169</b> | <b>674</b>  | <b>892</b>   | <b>566</b>  | <b>516</b> | <b>427</b> | <b>306</b> |
| Grievous assault                         | ≤ 3        | 6          | 12          | 5          | 16          | ≤ 3        | 13          | ≤ 3        | 27          | 11           | 25          | 6            | 18          | 6          | 9          | 4          |
| Serious assault <sup>(c)</sup>           | 256        | 223        | 205         | 216        | 155         | 250        | 131         | 275        | 284         | 598          | 292         | 434          | 241         | 252        | 186        | 123        |
| Serious assault (other) <sup>(d)</sup>   | 15         | 14         | 27          | 19         | 19          | 21         | 49          | 27         | 124         | 78           | 100         | 68           | 68          | 39         | 194        | 125        |
| Common assault                           | 249        | 246        | 181         | 246        | 142         | 175        | 108         | 190        | 308         | 482          | 257         | 384          | 239         | 219        | 38         | 54         |
| <b>Sexual offences</b>                   | <b>125</b> | <b>377</b> | <b>38</b>   | <b>360</b> | <b>14</b>   | <b>160</b> | <b>16</b>   | <b>132</b> | <b>30</b>   | <b>189</b>   | <b>27</b>   | <b>125</b>   | <b>8</b>    | <b>58</b>  | <b>7</b>   | <b>39</b>  |
| Rape and attempted rape                  | 24         | 85         | 14          | 141        | 5           | 64         | 5           | 65         | 13          | 100          | 8           | 69           | 4           | 22         | ≤ 3        | 12         |
| Other sexual offences                    | 101        | 292        | 24          | 219        | 9           | 96         | 11          | 67         | 17          | 89           | 19          | 56           | 4           | 36         | 5          | 27         |
| <b>Robbery</b>                           | <b>44</b>  | <b>7</b>   | <b>70</b>   | <b>17</b>  | <b>18</b>   | <b>5</b>   | <b>19</b>   | <b>11</b>  | <b>26</b>   | <b>19</b>    | <b>26</b>   | <b>13</b>    | <b>17</b>   | <b>9</b>   | <b>15</b>  | <b>9</b>   |
| Armed robbery                            | 19         | 0          | 29          | 4          | 11          | 0          | 15          | 6          | 16          | 7            | 14          | 7            | 7           | 4          | 11         | 4          |
| Unarmed robbery                          | 25         | 7          | 41          | 13         | 7           | 5          | 4           | 5          | 10          | 12           | 12          | 6            | 10          | 5          | 4          | 5          |
| <b>Other offences against the person</b> | <b>62</b>  | <b>102</b> | <b>128</b>  | <b>97</b>  | <b>100</b>  | <b>89</b>  | <b>58</b>   | <b>96</b>  | <b>87</b>   | <b>186</b>   | <b>73</b>   | <b>130</b>   | <b>74</b>   | <b>80</b>  | <b>50</b>  | <b>46</b>  |
| Kidnapping, abduction etc.               | 4          | 4          | ≤ 3         | 13         | 4           | 8          | 6           | 10         | 4           | 14           | ≤ 3         | 9            | ≤ 3         | 0          | ≤ 3        | ≤ 3        |
| Extortion                                | 0          | ≤ 3        | ≤ 3         | ≤ 3        | 5           | 4          | 4           | ≤ 3        | 4           | 4            | ≤ 3         | ≤ 3          | ≤ 3         | ≤ 3        | ≤ 3        | 0          |
| Stalking                                 | ≤ 3        | 12         | 7           | 26         | 6           | 43         | ≤ 3         | 46         | 30          | 93           | 16          | 51           | 20          | 37         | 14         | 17         |
| Life endangering acts <sup>(c)</sup>     | 56         | 84         | 117         | 56         | 85          | 34         | 46          | 38         | 49          | 75           | 53          | 68           | 50          | 41         | 32         | 27         |
| <b>Total</b>                             | <b>755</b> | <b>975</b> | <b>661</b>  | <b>960</b> | <b>468</b>  | <b>702</b> | <b>398</b>  | <b>735</b> | <b>886</b>  | <b>1,565</b> | <b>802</b>  | <b>1,162</b> | <b>669</b>  | <b>665</b> | <b>503</b> | <b>404</b> |

(a) Excludes victims whose age and/or sex was not stated.

(b) Attempted murder; conspiracy to murder; manslaughter (incl. by driving and/or striking).

(c) *Strangulation in a domestic setting* is now classified under 'serious assault', but in previous reports was classified under 'Other offences against the person / life endangering acts'.

(d) Serious assault (other) represents serious assault not resulting in injury.

Note: Totals for certain variables may not be the same across tables within this report, due to the effect of confidentialising small value cells.

**Table A89 Total victims (not individuals) of offences against the person, by age and sex<sup>(a)</sup>, Northern Police Region, 2023–24**

|  | 0–14 years |            | 15–19 years |              | 20–24 years |              | 25–29 years |            | 30–39 years |              | 40–49 years |              | 50–59 years |            | 60+ years  |            |
|--|------------|------------|-------------|--------------|-------------|--------------|-------------|------------|-------------|--------------|-------------|--------------|-------------|------------|------------|------------|
|  | Male       | Female     | Male        | Female       | Male        | Female       | Male        | Female     | Male        | Female       | Male        | Female       | Male        | Female     | Male       | Female     |
| Offence                                  | — number — |            |             |              |             |              |             |            |             |              |             |              |             |            |            |            |
| <b>Homicide (Murder)</b>                 | <b>0</b>   | <b>0</b>   | <b>≤ 3</b>  | <b>0</b>     | <b>0</b>    | <b>0</b>     | <b>≤ 3</b>  | <b>0</b>   | <b>≤ 3</b>  | <b>0</b>     | <b>0</b>    | <b>0</b>     | <b>0</b>    | <b>0</b>   | <b>0</b>   | <b>0</b>   |
| <b>Other homicide<sup>(b)</sup></b>      | <b>0</b>   | <b>0</b>   | <b>≤ 3</b>  | <b>≤ 3</b>   | <b>0</b>    | <b>0</b>     | <b>≤ 3</b>  | <b>0</b>   | <b>0</b>    | <b>5</b>     | <b>0</b>    | <b>0</b>     | <b>0</b>    | <b>0</b>   | <b>0</b>   | <b>0</b>   |
| <b>Assault</b>                           | <b>312</b> | <b>452</b> | <b>372</b>  | <b>790</b>   | <b>485</b>  | <b>887</b>   | <b>533</b>  | <b>792</b> | <b>891</b>  | <b>1,557</b> | <b>619</b>  | <b>984</b>   | <b>456</b>  | <b>490</b> | <b>241</b> | <b>185</b> |
| Grievous assault                         | ≤ 3        | 7          | 6           | 6            | 16          | ≤ 3          | 8           | 15         | 20          | 12           | 13          | 12           | 15          | ≤ 3        | 4          | 0          |
| Serious assault <sup>(c)</sup>           | 123        | 180        | 157         | 358          | 172         | 403          | 175         | 348        | 306         | 685          | 239         | 394          | 189         | 154        | 86         | 60         |
| Serious assault (other) <sup>(d)</sup>   | 28         | 36         | 30          | 61           | 78          | 78           | 121         | 90         | 203         | 173          | 105         | 115          | 71          | 58         | 119        | 89         |
| Common assault                           | 159        | 229        | 179         | 365          | 219         | 404          | 229         | 339        | 362         | 687          | 262         | 463          | 181         | 276        | 32         | 36         |
| <b>Sexual offences</b>                   | <b>83</b>  | <b>220</b> | <b>24</b>   | <b>191</b>   | <b>8</b>    | <b>70</b>    | <b>11</b>   | <b>72</b>  | <b>21</b>   | <b>123</b>   | <b>7</b>    | <b>56</b>    | <b>9</b>    | <b>41</b>  | <b>7</b>   | <b>25</b>  |
| Rape and attempted rape                  | 10         | 44         | ≤ 3         | 65           | ≤ 3         | 35           | 6           | 32         | 8           | 74           | 5           | 35           | 4           | 21         | ≤ 3        | 9          |
| Other sexual offences                    | 73         | 176        | 22          | 126          | 6           | 35           | 5           | 40         | 13          | 49           | ≤ 3         | 21           | 5           | 20         | 5          | 16         |
| <b>Robbery</b>                           | <b>21</b>  | <b>11</b>  | <b>20</b>   | <b>9</b>     | <b>12</b>   | <b>10</b>    | <b>15</b>   | <b>16</b>  | <b>26</b>   | <b>19</b>    | <b>21</b>   | <b>16</b>    | <b>8</b>    | <b>12</b>  | <b>17</b>  | <b>14</b>  |
| Armed robbery                            | 10         | 7          | 7           | 5            | 6           | 5            | 13          | 10         | 20          | 8            | 11          | 11           | 6           | 7          | 15         | 6          |
| Unarmed robbery                          | 11         | 4          | 13          | 4            | 6           | 5            | ≤ 3         | 6          | 6           | 11           | 10          | 5            | ≤ 3         | 5          | ≤ 3        | 8          |
| <b>Other offences against the person</b> | <b>27</b>  | <b>41</b>  | <b>45</b>   | <b>64</b>    | <b>45</b>   | <b>85</b>    | <b>36</b>   | <b>77</b>  | <b>45</b>   | <b>135</b>   | <b>33</b>   | <b>81</b>    | <b>27</b>   | <b>38</b>  | <b>26</b>  | <b>26</b>  |
| Kidnapping, abduction etc.               | ≤ 3        | ≤ 3        | ≤ 3         | 12           | ≤ 3         | 7            | ≤ 3         | 9          | ≤ 3         | 10           | 0           | 7            | 0           | ≤ 3        | 0          | ≤ 3        |
| Extortion                                | 0          | 0          | ≤ 3         | 0            | ≤ 3         | 0            | ≤ 3         | 0          | 0           | 0            | ≤ 3         | ≤ 3          | 0           | ≤ 3        | 0          | 0          |
| Stalking                                 | 0          | ≤ 3        | ≤ 3         | 16           | ≤ 3         | 34           | 5           | 24         | 14          | 51           | 10          | 27           | 4           | 10         | 5          | 8          |
| Life endangering acts <sup>(c)</sup>     | 25         | 37         | 39          | 36           | 39          | 44           | 27          | 44         | 29          | 74           | 21          | 45           | 23          | 24         | 21         | 16         |
| <b>Total</b>                             | <b>443</b> | <b>724</b> | <b>465</b>  | <b>1,056</b> | <b>550</b>  | <b>1,052</b> | <b>599</b>  | <b>957</b> | <b>985</b>  | <b>1,839</b> | <b>680</b>  | <b>1,137</b> | <b>500</b>  | <b>581</b> | <b>291</b> | <b>250</b> |

(a) Excludes victims whose age and/or sex was not stated.

(b) Attempted murder; conspiracy to murder; manslaughter (incl. by driving and/or striking).

(c) *Strangulation in a domestic setting* is now classified under 'serious assault', but in previous reports was classified under 'Other offences against the person / life endangering acts'.

(d) Serious assault (other) represents serious assault not resulting in injury.

Note: Totals for certain variables may not be the same across tables within this report, due to the effect of confidentialising small value cells.

**Table A90 Total victims (not individuals) of offences against the person, by age and sex<sup>(a)</sup>, South Eastern Police Region, 2023–24**

|  | 0–14 years |            | 15–19 years |              | 20–24 years |              | 25–29 years |              | 30–39 years  |              | 40–49 years  |              | 50–59 years |            | 60+ years  |            |
|--|------------|------------|-------------|--------------|-------------|--------------|-------------|--------------|--------------|--------------|--------------|--------------|-------------|------------|------------|------------|
|  | Male       | Female     | Male        | Female       | Male        | Female       | Male        | Female       | Male         | Female       | Male         | Female       | Male        | Female     | Male       | Female     |
| Offence                                  | — number — |            |             |              |             |              |             |              |              |              |              |              |             |            |            |            |
| <b>Homicide (Murder)</b>                 | 0          | 0          | 0           | 0            | ≤ 3         | 0            | ≤ 3         | 0            | 0            | 0            | ≤ 3          | ≤ 3          | ≤ 3         | 0          | ≤ 3        | 0          |
| <b>Other homicide<sup>(b)</sup></b>      | 0          | 0          | 0           | 0            | ≤ 3         | 0            | ≤ 3         | 0            | ≤ 3          | ≤ 3          | 0            | 0            | ≤ 3         | 0          | ≤ 3        | ≤ 3        |
| <b>Assault</b>                           | 486        | 411        | 495         | 586          | 503         | 792          | 519         | 800          | 971          | 1,816        | 879          | 1,278        | 592         | 690        | 458        | 395        |
| Grievous assault                         | ≤ 3        | ≤ 3        | 12          | ≤ 3          | 20          | 6            | 18          | 8            | 33           | 9            | 37           | 15           | 17          | 4          | 9          | ≤ 3        |
| Serious assault <sup>(c)</sup>           | 231        | 182        | 246         | 281          | 236         | 394          | 217         | 387          | 409          | 918          | 367          | 605          | 258         | 324        | 185        | 147        |
| Serious assault (other) <sup>(d)</sup>   | 24         | 17         | 32          | 26           | 40          | 33           | 53          | 43           | 121          | 117          | 108          | 91           | 78          | 48         | 211        | 186        |
| Common assault                           | 229        | 210        | 205         | 277          | 207         | 359          | 231         | 362          | 408          | 772          | 367          | 567          | 239         | 314        | 53         | 60         |
| <b>Sexual offences</b>                   | 84         | 364        | 39          | 291          | 16          | 192          | 15          | 145          | 23           | 229          | 18           | 154          | 9           | 66         | 4          | 27         |
| Rape and attempted rape                  | 12         | 80         | 5           | 128          | ≤ 3         | 107          | 5           | 75           | 5            | 123          | 7            | 100          | ≤ 3         | 28         | ≤ 3        | 4          |
| Other sexual offences                    | 72         | 284        | 34          | 163          | 14          | 85           | 10          | 70           | 18           | 106          | 11           | 54           | 7           | 38         | ≤ 3        | 23         |
| <b>Robbery</b>                           | 59         | 22         | 78          | 28           | 45          | 18           | 29          | 21           | 68           | 31           | 38           | 31           | 24          | 14         | 20         | 13         |
| Armed robbery                            | 23         | ≤ 3        | 41          | 6            | 30          | 11           | 21          | 9            | 45           | 15           | 18           | 7            | 13          | 7          | 12         | 8          |
| Unarmed robbery                          | 36         | 20         | 37          | 22           | 15          | 7            | 8           | 12           | 23           | 16           | 20           | 24           | 11          | 7          | 8          | 5          |
| <b>Other offences against the person</b> | 90         | 106        | 102         | 98           | 118         | 144          | 72          | 140          | 128          | 326          | 97           | 225          | 85          | 103        | 57         | 64         |
| Kidnapping, abduction etc.               | 4          | 7          | 4           | 6            | 6           | 21           | ≤ 3         | 15           | 10           | 21           | ≤ 3          | 20           | 0           | 7          | ≤ 3        | ≤ 3        |
| Extortion                                | ≤ 3        | ≤ 3        | ≤ 3         | ≤ 3          | ≤ 3         | ≤ 3          | ≤ 3         | 0            | 4            | ≤ 3          | ≤ 3          | ≤ 3          | ≤ 3         | 0          | ≤ 3        | ≤ 3        |
| Stalking                                 | 0          | 5          | 7           | 34           | 5           | 43           | 8           | 65           | 23           | 152          | 15           | 95           | 19          | 35         | 6          | 13         |
| Life endangering acts <sup>(c)</sup>     | 84         | 92         | 89          | 56           | 105         | 78           | 60          | 60           | 91           | 151          | 78           | 108          | 64          | 61         | 47         | 47         |
| <b>Total</b>                             | <b>719</b> | <b>903</b> | <b>714</b>  | <b>1,003</b> | <b>686</b>  | <b>1,146</b> | <b>639</b>  | <b>1,106</b> | <b>1,192</b> | <b>2,404</b> | <b>1,034</b> | <b>1,690</b> | <b>714</b>  | <b>873</b> | <b>543</b> | <b>501</b> |

(a) Excludes victims whose age and/or sex was not stated.

(b) Attempted murder; conspiracy to murder; manslaughter (incl. by driving and/or striking).

(c) *Strangulation in a domestic setting* is now classified under 'serious assault', but in previous reports was classified under 'Other offences against the person / life endangering acts'.

(d) Serious assault (other) represents serious assault not resulting in injury.

Note: Totals for certain variables may not be the same across tables within this report, due to the effect of confidentialising small value cells.

**Table A91 Total victims (not individuals) of offences against the person, by age and sex<sup>(a)</sup>, Southern Police Region, 2023–24**

|  | 0–14 years |            | 15–19 years |              | 20–24 years |            | 25–29 years |            | 30–39 years |              | 40–49 years |              | 50–59 years |            | 60+ years  |            |
|--|------------|------------|-------------|--------------|-------------|------------|-------------|------------|-------------|--------------|-------------|--------------|-------------|------------|------------|------------|
|  | Male       | Female     | Male        | Female       | Male        | Female     | Male        | Female     | Male        | Female       | Male        | Female       | Male        | Female     | Male       | Female     |
| Offence                                  | — number — |            |             |              |             |            |             |            |             |              |             |              |             |            |            |            |
| <b>Homicide (Murder)</b>                 | 0          | 0          | 0           | 0            | 0           | 0          | 0           | 0          | ≤ 3         | 0            | 0           | 0            | 0           | 0          | ≤ 3        | ≤ 3        |
| <b>Other homicide<sup>(b)</sup></b>      | 0          | ≤ 3        | 0           | ≤ 3          | ≤ 3         | ≤ 3        | ≤ 3         | ≤ 3        | ≤ 3         | 0            | ≤ 3         | 0            | 0           | ≤ 3        | 5          | ≤ 3        |
| <b>Assault</b>                           | 368        | 372        | 354         | 595          | 386         | 683        | 326         | 643        | 647         | 1,186        | 578         | 812          | 374         | 413        | 273        | 254        |
| Grievous assault                         | ≤ 3        | 4          | 12          | 6            | 14          | 6          | 13          | 5          | 22          | 10           | 14          | 10           | 6           | ≤ 3        | 6          | ≤ 3        |
| Serious assault <sup>(c)</sup>           | 183        | 179        | 154         | 265          | 156         | 341        | 116         | 327        | 247         | 563          | 240         | 342          | 147         | 174        | 125        | 80         |
| Serious assault (other) <sup>(d)</sup>   | 19         | 11         | 26          | 28           | 38          | 48         | 36          | 37         | 87          | 72           | 70          | 52           | 60          | 32         | 113        | 118        |
| Common assault                           | 164        | 178        | 162         | 296          | 178         | 288        | 161         | 274        | 291         | 541          | 254         | 408          | 161         | 205        | 29         | 54         |
| <b>Sexual offences</b>                   | 77         | 316        | 30          | 306          | 11          | 130        | 8           | 108        | 14          | 148          | 14          | 81           | 6           | 43         | 4          | 16         |
| Rape and attempted rape                  | 11         | 88         | ≤ 3         | 128          | 5           | 74         | 6           | 62         | 4           | 86           | ≤ 3         | 39           | ≤ 3         | 23         | ≤ 3        | 5          |
| Other sexual offences                    | 66         | 228        | 28          | 178          | 6           | 56         | ≤ 3         | 46         | 10          | 62           | 12          | 42           | 4           | 20         | ≤ 3        | 11         |
| <b>Robbery</b>                           | 17         | 12         | 33          | 13           | 19          | 12         | 25          | 12         | 25          | 15           | 22          | 18           | 17          | 13         | 18         | 14         |
| Armed robbery                            | 5          | ≤ 3        | 17          | 6            | 9           | 6          | 17          | 7          | 18          | 6            | 13          | 14           | 8           | 8          | 12         | 7          |
| Unarmed robbery                          | 12         | 10         | 16          | 7            | 10          | 6          | 8           | 5          | 7           | 9            | 9           | 4            | 9           | 5          | 6          | 7          |
| <b>Other offences against the person</b> | 43         | 64         | 81          | 94           | 57          | 103        | 46          | 93         | 67          | 204          | 63          | 128          | 61          | 59         | 29         | 34         |
| Kidnapping, abduction etc.               | 0          | ≤ 3        | ≤ 3         | 8            | ≤ 3         | 11         | ≤ 3         | 11         | 6           | 23           | ≤ 3         | 5            | ≤ 3         | ≤ 3        | ≤ 3        | 0          |
| Extortion                                | 0          | 0          | 4           | 0            | ≤ 3         | ≤ 3        | ≤ 3         | ≤ 3        | ≤ 3         | 0            | 0           | 0            | ≤ 3         | 0          | ≤ 3        | ≤ 3        |
| Stalking                                 | 0          | 7          | 6           | 43           | 6           | 47         | 4           | 45         | 12          | 102          | 13          | 71           | 8           | 21         | 11         | 14         |
| Life endangering acts <sup>(c)</sup>     | 43         | 55         | 69          | 43           | 47          | 43         | 38          | 35         | 47          | 79           | 48          | 52           | 49          | 36         | 14         | 18         |
| <b>Total</b>                             | <b>505</b> | <b>766</b> | <b>498</b>  | <b>1,010</b> | <b>475</b>  | <b>930</b> | <b>407</b>  | <b>858</b> | <b>757</b>  | <b>1,553</b> | <b>679</b>  | <b>1,039</b> | <b>458</b>  | <b>530</b> | <b>331</b> | <b>322</b> |

(a) Excludes victims whose age and/or sex was not stated.

(b) Attempted murder; conspiracy to murder; manslaughter (incl. by driving and/or striking).

(c) *Strangulation in a domestic setting* is now classified under 'serious assault', but in previous reports was classified under 'Other offences against the person / life endangering acts'.

(d) Serious assault (other) represents serious assault not resulting in injury.

Note: Totals for certain variables may not be the same across tables within this report, due to the effect of confidentialising small value cells.

## 6.2. Relationship of offender to victim

Victims of all offences against the person are included, regardless of the cleared/solved status of the offence. Relationship is recorded at time offence was reported, and relationship classifications used are derived from those used by the ABS in *Recorded crime – Victims, Australia*.

**Table A92 Total victims (not individuals) of offences against the person by sex<sup>(a)</sup> and offender's relationship to victim, Brisbane Police Region, 2023–24**

| Offence                                | Offender is known to victim |        |            |        |        |        |              |        |                   |        | Offender is not known to victim |        | Offender–victim relationship not identified |        | Not stated |        | Total |        |
|--|-----------------------------|--------|------------|--------|--------|--------|--------------|--------|-------------------|--------|---------------------------------|--------|---|--------|------------|--------|-------|--------|
|  | Family or domestic          |        |            |        |        |        |              |        | Non-family member |        |                                 |        |   |        |            |        |       |        |
|  | Partner                     |        | Ex-partner |        | Parent |        | Family other |        |                   |        |                                 |        |   |        |            |        |       |        |
|  | Male                        | Female | Male       | Female | Male   | Female | Male         | Female | Male              | Female | Male                            | Female | Male  | Female | Male       | Female | Male  | Female |
| Offence                                | — number —                  |        |            |        |        |        |              |        |                   |        |                                 |        |   |        |            |        |       |        |
| Homicide (Murder)                      | 0                           | ≤ 3    | 0          | 0      | 0      | 0      | 0            | 0      | ≤ 3               | ≤ 3    | 0                               | 0      | ≤ 3   | ≤ 3    | 0          | 0      | 4     | 6      |
| Other homicide <sup>(b)</sup>          | 0                           | ≤ 3    | 0          | ≤ 3    | 0      | 0      | ≤ 3          | ≤ 3    | 5                 | 0      | 6                               | ≤ 3    | 5   | ≤ 3    | 0          | 0      | 18    | 10     |
| Assault                                | 480                         | 1,721  | 128        | 371    | 131    | 182    | 407          | 620    | 873               | 626    | 1,915                           | 861    | 390   | 393    | 227        | 105    | 4,551 | 4,879  |
| Grievous assault                       | 13                          | 12     | ≤ 3        | 4      | 0      | 0      | 6            | ≤ 3    | 43                | 9      | 56                              | 4      | 47  | ≤ 3    | ≤ 3        | ≤ 3    | 169   | 35     |
| Serious assault <sup>(c)</sup>         | 224                         | 1,071  | 63         | 215    | 50     | 72     | 189          | 244    | 370               | 286    | 859                             | 311    | 192   | 194    | 86         | 29     | 2,033 | 2,422  |
| Serious assault (other) <sup>(d)</sup> | 38                          | 65     | 6          | 15     | 13     | 17     | 47           | 59     | 160               | 84     | 330                             | 148    | 38  | 23     | 48         | 16     | 680   | 427    |
| Common assault                         | 205                         | 573    | 57         | 137    | 68     | 93     | 165          | 315    | 300               | 247    | 670                             | 398    | 113   | 174    | 91         | 58     | 1,669 | 1,995  |
| Sexual offences                        | 7                           | 240    | 6          | 55     | 9      | 52     | 19           | 130    | 87                | 414    | 82                              | 291    | 57  | 144    | ≤ 3        | 11     | 269   | 1,337  |
| Rape and attempted rape                | ≤ 3                         | 188    | ≤ 3        | 39     | ≤ 3    | 14     | 5            | 52     | 26                | 215    | 11                              | 80     | 5   | 73     | 0          | ≤ 3    | 53    | 663    |
| Other sexual offences                  | 5                           | 52     | 4          | 16     | 7      | 38     | 14           | 78     | 61                | 199    | 71                              | 211    | 52  | 71     | ≤ 3        | 9      | 216   | 674    |
| Robbery                                | ≤ 3                         | 7      | 0          | 4      | 0      | 0      | ≤ 3          | 7      | 60                | 19     | 305                             | 148    | 106   | 54     | 7          | 4      | 482   | 243    |
| Armed robbery                          | 0                           | 0      | 0          | ≤ 3    | 0      | 0      | 0            | ≤ 3    | 32                | 6      | 122                             | 38     | 51  | 18     | ≤ 3        | ≤ 3    | 207   | 68     |
| Unarmed robbery                        | ≤ 3                         | 7      | 0          | ≤ 3    | 0      | 0      | ≤ 3          | 5      | 28                | 13     | 183                             | 110    | 55  | 36     | 5          | ≤ 3    | 275   | 175    |
| Other offences against the person      | 15                          | 133    | 15         | 114    | 14     | 23     | 14           | 30     | 99                | 117    | 122                             | 110    | 63  | 98     | 0          | ≤ 3    | 342   | 627    |
| Kidnapping, abduction etc.             | ≤ 3                         | 47     | 0          | 14     | 0      | ≤ 3    | ≤ 3          | 5      | 11                | 14     | 17                              | 10     | 5   | 12     | 0          | 0      | 37    | 104    |
| Extortion                              | ≤ 3                         | ≤ 3    | 0          | 0      | 0      | 0      | 0            | 0      | 7                 | ≤ 3    | 8                               | ≤ 3    | 7   | ≤ 3    | 0          | 0      | 24    | 8      |
| Stalking                               | 6                           | 58     | 13         | 88     | ≤ 3    | ≤ 3    | ≤ 3          | 5      | 41                | 71     | 21                              | 65     | 21  | 66     | 0          | ≤ 3    | 106   | 357    |
| Life endangering acts <sup>(c)</sup>   | 5                           | 26     | ≤ 3        | 12     | 12     | 19     | 10           | 20     | 40                | 30     | 76                              | 33     | 30  | 18     | 0          | 0      | 175   | 158    |
| Total                                  | 504                         | 2,105  | 149        | 546    | 154    | 257    | 444          | 789    | 1,126             | 1,178  | 2,430                           | 1,412  | 623   | 693    | 236        | 122    | 5,666 | 7,102  |

(a) Excludes victims whose age and/or sex was not stated.

(b) Attempted murder; conspiracy to murder; manslaughter (incl. by driving and/or striking).

(c) *Strangulation in a domestic setting* is now classified under 'serious assault', but in previous reports was classified under 'Other offences against the person / life endangering acts'.

(d) Serious assault (other) represents serious assault not resulting in injury.

Note: Totals for certain variables may not be the same across tables within this report, due to the effect of confidentialising small value cells.

**Table A93 Total victims (not individuals) of offences against the person by sex<sup>(a)</sup> and offender's relationship to victim, Central Police Region, 2023–24**

| Offence                                | Offender is known to victim |        |            |        |        |        |              |        |                   |        | Offender is not known to victim |        | Offender–victim relationship not identified |        | Not stated |        | Total |        |
|--|-----------------------------|--------|------------|--------|--------|--------|--------------|--------|-------------------|--------|---------------------------------|--------|---|--------|------------|--------|-------|--------|
|  | Family or domestic          |        |            |        |        |        |              |        | Non-family member |        |                                 |        |   |        |            |        |       |        |
|  | Partner                     |        | Ex-partner |        | Parent |        | Family other |        |                   |        |                                 |        |   |        |            |        |       |        |
|  | Male                        | Female | Male       | Female | Male   | Female | Male         | Female | Male              | Female | Male                            | Female | Male  | Female | Male       | Female | Male  | Female |
| Offence                                | — number —                  |        |            |        |        |        |              |        |                   |        |                                 |        |   |        |            |        |       |        |
| Homicide (Murder)                      | 0                           | ≤ 3    | 0          | 0      | 0      | ≤ 3    | 0            | ≤ 3    | 0                 | 0      | 0                               | ≤ 3    | ≤ 3   | ≤ 3    | 0          | 0      | ≤ 3   | 10     |
| Other homicide <sup>(b)</sup>          | 0                           | ≤ 3    | 0          | 0      | 0      | 0      | 0            | 0      | 0                 | 0      | ≤ 3                             | ≤ 3    | ≤ 3   | 0      | 0          | 0      | 4     | 4      |
| Assault                                | 359                         | 1,228  | 87         | 286    | 116    | 165    | 369          | 538    | 598               | 495    | 819                             | 449    | 289   | 386    | 137        | 64     | 2,774 | 3,611  |
| Grievous assault                       | 7                           | 6      | ≤ 3        | ≤ 3    | ≤ 3    | ≤ 3    | 10           | 6      | 28                | 6      | 25                              | 0      | 26  | 5      | 0          | 0      | 100   | 27     |
| Serious assault <sup>(c)</sup>         | 144                         | 657    | 31         | 175    | 55     | 45     | 156          | 202    | 292               | 209    | 337                             | 162    | 128   | 178    | 46         | 25     | 1,189 | 1,653  |
| Serious assault (other) <sup>(d)</sup> | 28                          | 62     | 8          | 18     | 9      | 18     | 43           | 66     | 88                | 69     | 138                             | 63     | 25  | 20     | 42         | 12     | 381   | 328    |
| Common assault                         | 180                         | 503    | 46         | 91     | 50     | 100    | 160          | 264    | 190               | 211    | 319                             | 224    | 110   | 183    | 49         | 27     | 1,104 | 1,603  |
| Sexual offences                        | 5                           | 137    | ≤ 3        | 36     | 6      | 40     | 18           | 108    | 41                | 225    | 19                              | 110    | 16  | 70     | ≤ 3        | 4      | 109   | 730    |
| Rape and attempted rape                | 0                           | 102    | 0          | 14     | ≤ 3    | 14     | 6            | 40     | 10                | 113    | ≤ 3                             | 38     | 6   | 30     | 0          | ≤ 3    | 26    | 353    |
| Other sexual offences                  | 5                           | 35     | ≤ 3        | 22     | 4      | 26     | 12           | 68     | 31                | 112    | 17                              | 72     | 10  | 40     | ≤ 3        | ≤ 3    | 83    | 377    |
| Robbery                                | 0                           | 12     | 0          | 7      | 0      | 0      | ≤ 3          | 4      | 33                | 11     | 74                              | 31     | 20  | 10     | 4          | 0      | 133   | 75     |
| Armed robbery                          | 0                           | ≤ 3    | 0          | ≤ 3    | 0      | 0      | 0            | ≤ 3    | 17                | ≤ 3    | 36                              | 15     | 10  | ≤ 3    | ≤ 3        | 0      | 65    | 25     |
| Unarmed robbery                        | 0                           | 10     | 0          | 5      | 0      | 0      | ≤ 3          | ≤ 3    | 16                | 9      | 38                              | 16     | 10  | 8      | ≤ 3        | 0      | 68    | 50     |
| Other offences against the person      | 11                          | 77     | 9          | 98     | 19     | 19     | 8            | 15     | 62                | 83     | 51                              | 55     | 35  | 54     | ≤ 3        | ≤ 3    | 197   | 403    |
| Kidnapping, abduction etc.             | 0                           | 19     | 0          | 6      | 0      | ≤ 3    | 0            | ≤ 3    | 4                 | 4      | 0                               | ≤ 3    | 4   | 6      | 0          | 0      | 8     | 41     |
| Extortion                              | ≤ 3                         | 0      | 0          | 0      | 0      | 0      | 0            | 0      | ≤ 3               | ≤ 3    | 5                               | ≤ 3    | ≤ 3   | 0      | 0          | 0      | 11    | 4      |
| Stalking                               | 7                           | 41     | 7          | 88     | 0      | ≤ 3    | ≤ 3          | ≤ 3    | 21                | 54     | 7                               | 27     | 6   | 38     | ≤ 3        | ≤ 3    | 52    | 254    |
| Life endangering acts <sup>(c)</sup>   | ≤ 3                         | 17     | ≤ 3        | 4      | 19     | 15     | 6            | 11     | 35                | 23     | 39                              | 24     | 23  | 10     | 0          | 0      | 126   | 104    |
| Total                                  | 375                         | 1,458  | 98         | 427    | 141    | 226    | 397          | 667    | 734               | 814    | 965                             | 649    | 364   | 522    | 145        | 70     | 3,219 | 4,833  |

(a) Excludes victims whose age and/or sex was not stated.

(b) Attempted murder; conspiracy to murder; manslaughter (incl. by driving and/or striking).

(c) *Strangulation in a domestic setting* is now classified under 'serious assault', but in previous reports was classified under 'Other offences against the person / life endangering acts'.

(d) Serious assault (other) represents serious assault not resulting in injury.

Note: Totals for certain variables may not be the same across tables within this report, due to the effect of confidentialising small value cells.

**Table A94 Total victims (not individuals) of offences against the person by sex<sup>(a)</sup> and offender's relationship to victim, Far Northern Police Region, 2023–24**

| Offence                                | Offender is known to victim |        |            |        |        |        |              |        |                   |        | Offender is not known to victim |        | Offender–victim relationship not identified |        | Not stated |        | Total |        |
|--|-----------------------------|--------|------------|--------|--------|--------|--------------|--------|-------------------|--------|---------------------------------|--------|---|--------|------------|--------|-------|--------|
|  | Family or domestic          |        |            |        |        |        |              |        | Non-family member |        |                                 |        |   |        |            |        |       |        |
|  | Partner                     |        | Ex-partner |        | Parent |        | Family other |        |                   |        |                                 |        |   |        |            |        |       |        |
|  | Male                        | Female | Male       | Female | Male   | Female | Male         | Female | Male              | Female | Male                            | Female | Male  | Female | Male       | Female | Male  | Female |
| Offence                                | — number —                  |        |            |        |        |        |              |        |                   |        |                                 |        |   |        |            |        |       |        |
| Homicide (Murder)                      | 0                           | ≤ 3    | 0          | 0      | ≤ 3    | 0      | 0            | 0      | ≤ 3               | 0      | 0                               | 0      | ≤ 3   | 0      | 0          | 0      | 6     | ≤ 3    |
| Other homicide <sup>(b)</sup>          | 0                           | 0      | 0          | 0      | 0      | 0      | 0            | ≤ 3    | 0                 | 0      | 0                               | 0      | 0   | ≤ 3    | 0          | 0      | 0     | 4      |
| Assault                                | 445                         | 1,740  | 69         | 301    | 95     | 202    | 497          | 1,074  | 579               | 524    | 825                             | 490    | 272   | 485    | 125        | 52     | 2,907 | 4,868  |
| Grievous assault                       | 16                          | 17     | ≤ 3        | ≤ 3    | ≤ 3    | 0      | 14           | 7      | 18                | 8      | 11                              | 8      | 16  | 11     | ≤ 3        | 0      | 81    | 53     |
| Serious assault <sup>(c)</sup>         | 190                         | 966    | 32         | 174    | 32     | 92     | 211          | 440    | 249               | 244    | 298                             | 179    | 124   | 229    | 26         | 18     | 1,162 | 2,342  |
| Serious assault (other) <sup>(d)</sup> | 55                          | 112    | 14         | 22     | 13     | 24     | 79           | 183    | 117               | 82     | 202                             | 87     | 39  | 51     | 39         | 12     | 558   | 573    |
| Common assault                         | 184                         | 645    | 21         | 103    | 48     | 86     | 193          | 444    | 195               | 190    | 314                             | 216    | 93  | 194    | 58         | 22     | 1,106 | 1,900  |
| Sexual offences                        | 9                           | 104    | ≤ 3        | 27     | 4      | 29     | 14           | 134    | 43                | 181    | 21                              | 112    | 8   | 89     | ≤ 3        | 13     | 103   | 689    |
| Rape and attempted rape                | ≤ 3                         | 65     | 0          | 16     | 0      | 8      | ≤ 3          | 50     | 9                 | 64     | ≤ 3                             | 22     | 0   | 30     | 0          | ≤ 3    | 15    | 257    |
| Other sexual offences                  | 7                           | 39     | ≤ 3        | 11     | 4      | 21     | 12           | 84     | 34                | 117    | 19                              | 90     | 8   | 59     | ≤ 3        | 11     | 88    | 432    |
| Robbery                                | ≤ 3                         | 9      | ≤ 3        | ≤ 3    | 0      | 0      | ≤ 3          | 4      | 7                 | 9      | 55                              | 52     | 21  | 19     | 0          | 0      | 89    | 95     |
| Armed robbery                          | 0                           | ≤ 3    | ≤ 3        | 0      | 0      | 0      | ≤ 3          | ≤ 3    | ≤ 3               | ≤ 3    | 20                              | 16     | 9   | ≤ 3    | 0          | 0      | 35    | 24     |
| Unarmed robbery                        | ≤ 3                         | 7      | 0          | ≤ 3    | 0      | 0      | 0            | ≤ 3    | 5                 | 7      | 35                              | 36     | 12  | 17     | 0          | 0      | 54    | 71     |
| Other offences against the person      | 12                          | 92     | 7          | 63     | 9      | 8      | 16           | 55     | 36                | 47     | 39                              | 52     | 41  | 63     | 6          | 4      | 166   | 384    |
| Kidnapping, abduction etc.             | 0                           | 35     | 0          | 5      | 0      | 0      | 0            | ≤ 3    | ≤ 3               | 5      | ≤ 3                             | ≤ 3    | ≤ 3   | 10     | 0          | 0      | 6     | 59     |
| Extortion                              | 0                           | 0      | 0          | 0      | 0      | 0      | 0            | 0      | ≤ 3               | ≤ 3    | ≤ 3                             | ≤ 3    | ≤ 3   | 0      | ≤ 3        | 0      | 8     | 4      |
| Stalking                               | ≤ 3                         | 28     | 5          | 38     | 0      | 0      | 0            | 4      | 12                | 35     | 12                              | 34     | 10  | 27     | ≤ 3        | ≤ 3    | 43    | 168    |
| Life endangering acts <sup>(c)</sup>   | 10                          | 29     | ≤ 3        | 20     | 9      | 8      | 16           | 49     | 20                | 5      | 23                              | 14     | 27  | 26     | ≤ 3        | ≤ 3    | 109   | 153    |
| Total                                  | 468                         | 1,947  | 80         | 393    | 110    | 239    | 529          | 1,269  | 667               | 761    | 940                             | 706    | 344   | 658    | 133        | 69     | 3,271 | 6,042  |

(a) Excludes victims whose age and/or sex was not stated.

(b) Attempted murder; conspiracy to murder; manslaughter (incl. by driving and/or striking).

(c) *Strangulation in a domestic setting* is now classified under 'serious assault', but in previous reports was classified under 'Other offences against the person / life endangering acts'.

(d) Serious assault (other) represents serious assault not resulting in injury.

Note: Totals for certain variables may not be the same across tables within this report, due to the effect of confidentialising small value cells.

**Table A95 Total victims (not individuals) of offences against the person by sex<sup>(a)</sup> and offender's relationship to victim, North Coast Police Region, 2023–24**

| Offence                                | Offender is known to victim |        |            |        |        |        |              |        |                   |        | Offender is not known to victim |        | Offender–victim relationship not identified |        | Not stated |        | Total |        |
|--|-----------------------------|--------|------------|--------|--------|--------|--------------|--------|-------------------|--------|---------------------------------|--------|---|--------|------------|--------|-------|--------|
|  | Family or domestic          |        |            |        |        |        |              |        | Non-family member |        |                                 |        |   |        |            |        |       |        |
|  | Partner                     |        | Ex-partner |        | Parent |        | Family other |        |                   |        |                                 |        |   |        |            |        |       |        |
|  | Male                        | Female | Male       | Female | Male   | Female | Male         | Female | Male              | Female | Male                            | Female | Male  | Female | Male       | Female | Male  | Female |
| Offence                                | — number —                  |        |            |        |        |        |              |        |                   |        |                                 |        |   |        |            |        |       |        |
| Homicide (Murder)                      | 0                           | ≤ 3    | 0          | 0      | 0      | 0      | ≤ 3          | 0      | ≤ 3               | 0      | ≤ 3                             | ≤ 3    | 6   | ≤ 3    | 0          | 0      | 12    | 6      |
| Other homicide <sup>(b)</sup>          | 0                           | 0      | 0          | 0      | 0      | 0      | 0            | 0      | 0                 | 0      | 4                               | 4      | ≤ 3   | ≤ 3    | 0          | 0      | 6     | 6      |
| Assault                                | 419                         | 1,529  | 95         | 368    | 224    | 318    | 602          | 828    | 830               | 665    | 1,293                           | 621    | 356   | 379    | 159        | 72     | 3,978 | 4,780  |
| Grievous assault                       | 5                           | 10     | ≤ 3        | ≤ 3    | ≤ 3    | ≤ 3    | 9            | 5      | 34                | 8      | 34                              | 8      | 33  | 7      | ≤ 3        | 0      | 121   | 42     |
| Serious assault <sup>(c)</sup>         | 158                         | 897    | 42         | 206    | 95     | 134    | 246          | 356    | 399               | 317    | 580                             | 233    | 164   | 194    | 61         | 28     | 1,745 | 2,365  |
| Serious assault (other) <sup>(d)</sup> | 34                          | 53     | 4          | 19     | 21     | 14     | 69           | 82     | 136               | 80     | 245                             | 106    | 37  | 20     | 47         | 15     | 593   | 389    |
| Common assault                         | 222                         | 569    | 47         | 141    | 106    | 168    | 278          | 385    | 261               | 260    | 434                             | 274    | 122   | 158    | 49         | 29     | 1,519 | 1,984  |
| Sexual offences                        | 10                          | 231    | 4          | 77     | 12     | 83     | 57           | 192    | 81                | 422    | 38                              | 137    | 20  | 124    | 4          | 8      | 226   | 1,274  |
| Rape and attempted rape                | 8                           | 167    | ≤ 3        | 36     | ≤ 3    | 24     | 23           | 63     | 24                | 169    | 8                               | 36     | 4   | 52     | ≤ 3        | ≤ 3    | 73    | 549    |
| Other sexual offences                  | ≤ 3                         | 64     | ≤ 3        | 41     | 10     | 59     | 34           | 129    | 57                | 253    | 30                              | 101    | 16  | 72     | ≤ 3        | 6      | 153   | 725    |
| Robbery                                | ≤ 3                         | 8      | 4          | 4      | 0      | 0      | ≤ 3          | ≤ 3    | 54                | 13     | 132                             | 51     | 42  | 12     | ≤ 3        | 0      | 238   | 90     |
| Armed robbery                          | ≤ 3                         | ≤ 3    | ≤ 3        | ≤ 3    | 0      | 0      | 0            | 0      | 27                | 5      | 69                              | 16     | 23  | 8      | 0          | 0      | 123   | 33     |
| Unarmed robbery                        | 0                           | 6      | ≤ 3        | ≤ 3    | 0      | 0      | ≤ 3          | ≤ 3    | 27                | 8      | 63                              | 35     | 19  | 4      | ≤ 3        | 0      | 115   | 57     |
| Other offences against the person      | 11                          | 103    | 17         | 125    | 28     | 28     | 18           | 42     | 122               | 144    | 74                              | 94     | 63  | 67     | 4          | ≤ 3    | 337   | 605    |
| Kidnapping, abduction etc.             | ≤ 3                         | 28     | ≤ 3        | 9      | ≤ 3    | ≤ 3    | 0            | 4      | 6                 | 5      | 6                               | 5      | 7   | 7      | ≤ 3        | 0      | 27    | 60     |
| Extortion                              | 0                           | ≤ 3    | 0          | ≤ 3    | 0      | 0      | ≤ 3          | 0      | 7                 | 7      | ≤ 3                             | ≤ 3    | ≤ 3   | 4      | 0          | 0      | 13    | 17     |
| Stalking                               | 7                           | 38     | 11         | 99     | ≤ 3    | ≤ 3    | ≤ 3          | 10     | 55                | 88     | 14                              | 48     | 7   | 35     | 0          | ≤ 3    | 98    | 322    |
| Life endangering acts <sup>(c)</sup>   | ≤ 3                         | 35     | 4          | 15     | 24     | 24     | 14           | 28     | 54                | 44     | 52                              | 39     | 47  | 21     | ≤ 3        | 0      | 199   | 206    |
| Total                                  | 442                         | 1,873  | 120        | 574    | 264    | 429    | 681          | 1,064  | 1,089             | 1,244  | 1,543                           | 909    | 489   | 586    | 169        | 82     | 4,797 | 6,761  |

(a) Excludes victims whose age and/or sex was not stated.

(b) Attempted murder; conspiracy to murder; manslaughter (incl. by driving and/or striking).

(c) *Strangulation in a domestic setting* is now classified under 'serious assault', but in previous reports was classified under 'Other offences against the person / life endangering acts'.

(d) Serious assault (other) represents serious assault not resulting in injury.

Note: Totals for certain variables may not be the same across tables within this report, due to the effect of confidentialising small value cells.

**Table A96 Total victims (not individuals) of offences against the person by sex<sup>(a)</sup> and offender's relationship to victim, Northern Police Region, 2023–24**

| Offence                                | Offender is known to victim |        |            |        |        |        |              |        |                   |        | Offender is not known to victim |        | Offender–victim relationship not identified |        | Not stated |        | Total |        |
|--|-----------------------------|--------|------------|--------|--------|--------|--------------|--------|-------------------|--------|---------------------------------|--------|---|--------|------------|--------|-------|--------|
|  | Family or domestic          |        |            |        |        |        |              |        | Non-family member |        |                                 |        |   |        |            |        |       |        |
|  | Partner                     |        | Ex-partner |        | Parent |        | Family other |        |                   |        |                                 |        |   |        |            |        |       |        |
|  | Male                        | Female | Male       | Female | Male   | Female | Male         | Female | Male              | Female | Male                            | Female | Male  | Female | Male       | Female | Male  | Female |
| Offence                                | — number —                  |        |            |        |        |        |              |        |                   |        |                                 |        |   |        |            |        |       |        |
| Homicide (Murder)                      | 0                           | 0      | 0          | 0      | 0      | 0      | ≤ 3          | 0      | ≤ 3               | 0      | 0                               | 0      | 4   | 0      | 0          | 0      | 8     | 0      |
| Other homicide <sup>(b)</sup>          | 0                           | ≤ 3    | 0          | 0      | 0      | ≤ 3    | 0            | ≤ 3    | 0                 | 0      | ≤ 3                             | 0      | ≤ 3   | ≤ 3    | 0          | 0      | 4     | 8      |
| Assault                                | 692                         | 1,855  | 146        | 384    | 161    | 275    | 736          | 1,426  | 740               | 789    | 856                             | 602    | 436   | 714    | 127        | 76     | 3,894 | 6,121  |
| Grievous assault                       | 19                          | 14     | ≤ 3        | ≤ 3    | 0      | 5      | 8            | 14     | 19                | 7      | 18                              | 5      | 17  | 10     | 0          | ≤ 3    | 83    | 59     |
| Serious assault <sup>(c)</sup>         | 250                         | 961    | 46         | 183    | 57     | 87     | 292          | 476    | 276               | 312    | 303                             | 217    | 188   | 322    | 32         | 19     | 1,444 | 2,577  |
| Serious assault (other) <sup>(d)</sup> | 87                          | 105    | 22         | 29     | 22     | 23     | 83           | 212    | 203               | 140    | 231                             | 115    | 61  | 53     | 45         | 20     | 754   | 697    |
| Common assault                         | 336                         | 775    | 76         | 170    | 82     | 160    | 353          | 724    | 242               | 330    | 304                             | 265    | 170   | 329    | 50         | 35     | 1,613 | 2,788  |
| Sexual offences                        | 12                          | 142    | ≤ 3        | 36     | 8      | 24     | 23           | 127    | 59                | 223    | 29                              | 94     | 24  | 104    | 4          | 7      | 161   | 757    |
| Rape and attempted rape                | 5                           | 84     | 0          | 23     | ≤ 3    | 7      | 4            | 39     | 10                | 78     | 7                               | 29     | 9   | 50     | ≤ 3        | ≤ 3    | 39    | 312    |
| Other sexual offences                  | 7                           | 58     | ≤ 3        | 13     | 6      | 17     | 19           | 88     | 49                | 145    | 22                              | 65     | 15  | 54     | ≤ 3        | 5      | 122   | 445    |
| Robbery                                | ≤ 3                         | 4      | 4          | 6      | 0      | ≤ 3    | ≤ 3          | ≤ 3    | 20                | 9      | 82                              | 65     | 34  | 21     | ≤ 3        | 0      | 146   | 109    |
| Armed robbery                          | 0                           | 0      | ≤ 3        | ≤ 3    | 0      | 0      | 0            | 0      | 11                | 7      | 58                              | 40     | 17  | 10     | 0          | 0      | 88    | 59     |
| Unarmed robbery                        | ≤ 3                         | 4      | ≤ 3        | 4      | 0      | ≤ 3    | ≤ 3          | ≤ 3    | 9                 | ≤ 3    | 24                              | 25     | 17  | 11     | ≤ 3        | 0      | 58    | 50     |
| Other offences against the person      | 13                          | 115    | 17         | 78     | 20     | 26     | 21           | 76     | 41                | 64     | 40                              | 51     | 38  | 71     | ≤ 3        | ≤ 3    | 192   | 483    |
| Kidnapping, abduction etc.             | ≤ 3                         | 29     | ≤ 3        | 4      | 0      | 0      | 0            | ≤ 3    | ≤ 3               | ≤ 3    | ≤ 3                             | 0      | ≤ 3   | 10     | 0          | 0      | 10    | 47     |
| Extortion                              | 0                           | ≤ 3    | 0          | 0      | 0      | 0      | 0            | 0      | 0                 | 0      | ≤ 3                             | 0      | ≤ 3   | 0      | 0          | 0      | 4     | ≤ 3    |
| Stalking                               | 4                           | 28     | 10         | 55     | 0      | ≤ 3    | ≤ 3          | 4      | 13                | 33     | 4                               | 24     | 6   | 26     | 0          | 0      | 39    | 172    |
| Life endangering acts <sup>(c)</sup>   | 7                           | 56     | 5          | 19     | 20     | 24     | 19           | 70     | 26                | 29     | 32                              | 27     | 28  | 35     | ≤ 3        | ≤ 3    | 139   | 262    |
| Total                                  | 719                         | 2,118  | 169        | 504    | 189    | 329    | 784          | 1,633  | 862               | 1,085  | 1,009                           | 812    | 538   | 912    | 135        | 85     | 4,405 | 7,478  |

(a) Excludes victims whose age and/or sex was not stated.

(b) Attempted murder; conspiracy to murder; manslaughter (incl. by driving and/or striking).

(c) *Strangulation in a domestic setting* is now classified under 'serious assault', but in previous reports was classified under 'Other offences against the person / life endangering acts'.

(d) Serious assault (other) represents serious assault not resulting in injury.

Note: Totals for certain variables may not be the same across tables within this report, due to the effect of confidentialising small value cells.

**Table A97 Total victims (not individuals) of offences against the person by sex<sup>(a)</sup> and offender's relationship to victim, South Eastern Police Region, 2023–24**

| Offence                                | Offender is known to victim |        |            |        |        |        |              |        |                   |        | Offender is not known to victim |        | Offender–victim relationship not identified |        | Not stated |        | Total |        |
|--|-----------------------------|--------|------------|--------|--------|--------|--------------|--------|-------------------|--------|---------------------------------|--------|---|--------|------------|--------|-------|--------|
|  | Family or domestic          |        |            |        |        |        |              |        | Non-family member |        |                                 |        |   |        |            |        |       |        |
|  | Partner                     |        | Ex-partner |        | Parent |        | Family other |        |                   |        |                                 |        |   |        |            |        |       |        |
|  | Male                        | Female | Male       | Female | Male   | Female | Male         | Female | Male              | Female | Male                            | Female | Male  | Female | Male       | Female | Male  | Female |
| Offence                                | — number —                  |        |            |        |        |        |              |        |                   |        |                                 |        |   |        |            |        |       |        |
| Homicide (Murder)                      | 0                           | ≤ 3    | 0          | 0      | 0      | 0      | ≤ 3          | 0      | ≤ 3               | 0      | ≤ 3                             | 0      | ≤ 3   | 0      | 0          | 0      | 8     | ≤ 3    |
| Other homicide <sup>(b)</sup>          | ≤ 3                         | 0      | ≤ 3        | 0      | 0      | 0      | 0            | 0      | 0                 | ≤ 3    | 0                               | ≤ 3    | 5   | 0      | ≤ 3        | 0      | 11    | 4      |
| Assault                                | 741                         | 2,483  | 188        | 633    | 280    | 372    | 805          | 1,133  | 763               | 638    | 1,413                           | 715    | 523   | 681    | 165        | 86     | 4,878 | 6,741  |
| Grievous assault                       | 18                          | 19     | 4          | 4      | ≤ 3    | ≤ 3    | 11           | 5      | 24                | 6      | 49                              | 7      | 37  | 5      | ≤ 3        | ≤ 3    | 147   | 50     |
| Serious assault <sup>(c)</sup>         | 297                         | 1,382  | 81         | 335    | 108    | 129    | 352          | 440    | 374               | 304    | 636                             | 306    | 232   | 304    | 62         | 23     | 2,142 | 3,223  |
| Serious assault (other) <sup>(d)</sup> | 60                          | 99     | 9          | 22     | 20     | 25     | 86           | 136    | 116               | 74     | 270                             | 123    | 66  | 61     | 34         | 19     | 661   | 559    |
| Common assault                         | 366                         | 983    | 94         | 272    | 150    | 216    | 356          | 552    | 249               | 254    | 458                             | 279    | 188   | 311    | 67         | 42     | 1,928 | 2,909  |
| Sexual offences                        | 8                           | 266    | 7          | 78     | 5      | 62     | 36           | 178    | 57                | 369    | 37                              | 226    | 22  | 136    | ≤ 3        | 12     | 174   | 1,327  |
| Rape and attempted rape                | 6                           | 205    | 5          | 41     | 0      | 18     | 8            | 56     | 10                | 160    | ≤ 3                             | 80     | 7   | 70     | 0          | 4      | 38    | 634    |
| Other sexual offences                  | ≤ 3                         | 61     | ≤ 3        | 37     | 5      | 44     | 28           | 122    | 47                | 209    | 35                              | 146    | 15  | 66     | ≤ 3        | 8      | 136   | 693    |
| Robbery                                | 4                           | 8      | ≤ 3        | 10     | 0      | 0      | ≤ 3          | 4      | 56                | 36     | 228                             | 88     | 67  | 31     | ≤ 3        | 0      | 361   | 177    |
| Armed robbery                          | ≤ 3                         | 0      | ≤ 3        | ≤ 3    | 0      | 0      | ≤ 3          | ≤ 3    | 27                | 11     | 127                             | 37     | 42  | 11     | ≤ 3        | 0      | 204   | 63     |
| Unarmed robbery                        | ≤ 3                         | 8      | 0          | 8      | 0      | 0      | 0            | ≤ 3    | 29                | 25     | 101                             | 51     | 25  | 20     | 0          | 0      | 157   | 114    |
| Other offences against the person      | 27                          | 232    | 24         | 202    | 44     | 34     | 41           | 79     | 120               | 171    | 118                             | 145    | 78  | 114    | ≤ 3        | ≤ 3    | 454   | 979    |
| Kidnapping, abduction etc.             | ≤ 3                         | 44     | 0          | 12     | 0      | ≤ 3    | 0            | 6      | 11                | 10     | 9                               | 14     | 8   | 11     | 0          | ≤ 3    | 30    | 101    |
| Extortion                              | 0                           | ≤ 3    | 0          | 5      | 0      | 0      | 0            | 0      | 5                 | ≤ 3    | 6                               | 4      | 5   | ≤ 3    | 0          | 0      | 16    | 15     |
| Stalking                               | 11                          | 103    | 19         | 142    | ≤ 3    | ≤ 3    | ≤ 3          | 10     | 24                | 74     | 13                              | 48     | 11  | 55     | 0          | 0      | 82    | 434    |
| Life endangering acts <sup>(c)</sup>   | 14                          | 83     | 5          | 43     | 42     | 30     | 39           | 63     | 80                | 85     | 90                              | 79     | 54  | 46     | ≤ 3        | 0      | 326   | 429    |
| Total                                  | 782                         | 2,991  | 223        | 923    | 329    | 468    | 886          | 1,394  | 998               | 1,216  | 1,798                           | 1,176  | 697   | 962    | 173        | 100    | 5,886 | 9,230  |

(a) Excludes victims whose age and/or sex was not stated.

(b) Attempted murder; conspiracy to murder; manslaughter (incl. by driving and/or striking).

(c) *Strangulation in a domestic setting* is now classified under 'serious assault', but in previous reports was classified under 'Other offences against the person / life endangering acts'.

(d) Serious assault (other) represents serious assault not resulting in injury.

Note: Totals for certain variables may not be the same across tables within this report, due to the effect of confidentialising small value cells.

**Table A98 Total victims (not individuals) of offences against the person by sex<sup>(a)</sup> and offender's relationship to victim, Southern Police Region, 2023–24**

| Offence                                | Offender is known to victim |        |            |        |        |        |              |        |                   |        | Offender is not known to victim |        | Offender–victim relationship not identified |        | Not stated |        | Total |        |
|--|-----------------------------|--------|------------|--------|--------|--------|--------------|--------|-------------------|--------|---------------------------------|--------|---|--------|------------|--------|-------|--------|
|  | Family or domestic          |        |            |        |        |        |              |        | Non-family member |        |                                 |        |   |        |            |        |       |        |
|  | Partner                     |        | Ex-partner |        | Parent |        | Family other |        |                   |        |                                 |        |   |        |            |        |       |        |
|  | Male                        | Female | Male       | Female | Male   | Female | Male         | Female | Male              | Female | Male                            | Female | Male  | Female | Male       | Female | Male  | Female |
| Offence                                | — number —                  |        |            |        |        |        |              |        |                   |        |                                 |        |   |        |            |        |       |        |
| Homicide (Murder)                      | 0                           | 0      | 0          | 0      | 0      | 0      | 0            | 0      | 0                 | 0      | 0                               | 0      | ≤ 3   | 0      | 0          | 0      | ≤ 3   | 0      |
| Other homicide <sup>(b)</sup>          | 0                           | ≤ 3    | ≤ 3        | 0      | 0      | 0      | ≤ 3          | 4      | ≤ 3               | ≤ 3    | 4                               | 0      | ≤ 3   | ≤ 3    | 0          | 0      | 12    | 10     |
| Assault                                | 551                         | 1,728  | 111        | 388    | 222    | 267    | 620          | 971    | 619               | 612    | 727                             | 433    | 334   | 496    | 108        | 41     | 3,292 | 4,936  |
| Grievous assault                       | 5                           | 14     | ≤ 3        | 5      | ≤ 3    | 0      | 6            | 5      | 22                | 9      | 24                              | 6      | 27  | 5      | ≤ 3        | 0      | 90    | 44     |
| Serious assault <sup>(c)</sup>         | 192                         | 911    | 46         | 195    | 89     | 93     | 257          | 366    | 267               | 282    | 337                             | 170    | 138   | 229    | 34         | 19     | 1,360 | 2,265  |
| Serious assault (other) <sup>(d)</sup> | 52                          | 77     | 5          | 18     | 17     | 12     | 62           | 117    | 115               | 62     | 144                             | 71     | 25  | 35     | 28         | 5      | 448   | 397    |
| Common assault                         | 302                         | 726    | 58         | 170    | 114    | 162    | 295          | 483    | 215               | 259    | 222                             | 186    | 144   | 227    | 44         | 17     | 1,394 | 2,230  |
| Sexual offences                        | 6                           | 207    | 6          | 53     | 6      | 66     | 36           | 200    | 50                | 320    | 17                              | 112    | 27  | 86     | ≤ 3        | 13     | 150   | 1,057  |
| Rape and attempted rape                | 4                           | 157    | ≤ 3        | 27     | ≤ 3    | 23     | 11           | 69     | 6                 | 132    | ≤ 3                             | 46     | 9   | 42     | 0          | 4      | 36    | 500    |
| Other sexual offences                  | ≤ 3                         | 50     | 4          | 26     | 4      | 43     | 25           | 131    | 44                | 188    | 15                              | 66     | 18  | 44     | ≤ 3        | 9      | 114   | 557    |
| Robbery                                | ≤ 3                         | 4      | 0          | 6      | 0      | 0      | ≤ 3          | ≤ 3    | 28                | 18     | 110                             | 57     | 32  | 18     | ≤ 3        | 4      | 176   | 109    |
| Armed robbery                          | 0                           | ≤ 3    | 0          | ≤ 3    | 0      | 0      | ≤ 3          | 0      | 10                | 9      | 69                              | 35     | 18  | 7      | 0          | ≤ 3    | 99    | 57     |
| Unarmed robbery                        | ≤ 3                         | ≤ 3    | 0          | 4      | 0      | 0      | 0            | ≤ 3    | 18                | 9      | 41                              | 22     | 14  | 11     | ≤ 3        | ≤ 3    | 77    | 52     |
| Other offences against the person      | 15                          | 171    | 19         | 146    | 21     | 32     | 24           | 52     | 62                | 83     | 63                              | 75     | 34  | 84     | 0          | ≤ 3    | 238   | 645    |
| Kidnapping, abduction etc.             | 0                           | 35     | ≤ 3        | 7      | 0      | ≤ 3    | 0            | 4      | 5                 | 6      | ≤ 3                             | ≤ 3    | 5   | 7      | 0          | 0      | 14    | 63     |
| Extortion                              | 0                           | ≤ 3    | 0          | ≤ 3    | 0      | 0      | ≤ 3          | ≤ 3    | 4                 | 0      | ≤ 3                             | 0      | ≤ 3   | 0      | 0          | 0      | 10    | 6      |
| Stalking                               | 7                           | 72     | 15         | 120    | ≤ 3    | 4      | 5            | 12     | 15                | 50     | 7                               | 41     | 9   | 47     | 0          | 0      | 60    | 346    |
| Life endangering acts <sup>(c)</sup>   | 8                           | 62     | ≤ 3        | 17     | 19     | 26     | 17           | 34     | 38                | 27     | 52                              | 32     | 18  | 30     | 0          | ≤ 3    | 154   | 230    |
| Total                                  | 574                         | 2,112  | 138        | 593    | 249    | 365    | 684          | 1,229  | 761               | 1,035  | 921                             | 677    | 431   | 686    | 112        | 60     | 3,870 | 6,757  |

(a) Excludes victims whose age and/or sex was not stated.

(b) Attempted murder; conspiracy to murder; manslaughter (incl. by driving and/or striking).

(c) *Strangulation in a domestic setting* is now classified under 'serious assault', but in previous reports was classified under 'Other offences against the person / life endangering acts'.

(d) Serious assault (other) represents serious assault not resulting in injury.

Note: Totals for certain variables may not be the same across tables within this report, due to the effect of confidentialising small value cells.

# 7.0 Explanatory notes and glossary

## Abbreviations and symbols

|        |   |
|--------|---|
| n.c.   | not calculated  |
| ABS    | Australian Bureau of Statistics                               |
| ANCO   | Australian National Classification of Offences                |
| ASGS   | Australian Statistical Geography Standard                     |
| DFV    | domestic and family violence                                  |
| ERP    | estimated resident population                                 |
| MSO    | most serious offence  |
| n.e.c. | not elsewhere classified                                      |
| n.f.d. | not further disaggregated                                     |
| QGSO   | Queensland Government Statistician's Office                   |
| QPRIME | Queensland Police Records and Information Management Exchange |
| QPS    | Queensland Police Service                                     |

## Glossary

**Age standardisation:** a statistical method used to enhance the comparability of (event) rates from different population or sub-population groups over time by accounting for the differences in the age structure of the populations being compared—e.g. the Aboriginal and Torres Strait Islander and non-Indigenous populations. Person-based rates in this report have been age-standardised where appropriate.

**Cleared offences:** An offence is deemed to be cleared under, but not restricted to, one of the following circumstances:

- Police action\* has been taken against an offender (see \*Police action type).
- The offender has died or been admitted to a psychiatric facility before police have proceeded with a charge.
- The offender has diplomatic immunity.
- The offender is serving a sentence and no useful purpose would be served by prosecution.
- The offender is a child and no further action will be taken in accordance with *Youth Justice Act 1992*.
- There is a bar to prosecution (e.g. defences and exculpations under the *Criminal Code Act 1899*, or other Queensland statutes).
- The offender is being dealt with by another agency apart from QPS (e.g. RSPCA or other Queensland Government department).
- There is sufficient evidence to determine that the offender committed the offence but will not be charged as it is not in the public interest.
- There is sufficient evidence to determine the offender committed the offence but none of the offences can be sufficiently particularised to commence a prosecution.
- The victim is too young to proceed without sufficient corroboration to support their testimony.
- There is sufficient evidence to determine that the offender committed the offence but will not be charged as the offence was committed against a child who has been interviewed but did not sufficiently disclose the abuse and without other evidence the case cannot proceed.
- The victim or essential witness has died prior to the offender being charged.
- The victim formally withdraws the complaint and no longer wishes to continue with the complaint.

Note that the recovery of stolen or otherwise unlawfully obtained property does not in itself clear or solve an offence.

**\*Police action type:** Police may proceed against an offender in any of the following ways:

**Arrest:** The taking into custody of an offender to compel that person's appearance before a court.

**Summons:** A direction or command issued by a magistrate or justice of the peace to an offender to appear before a court with reference to a matter described therein, at a given time and place.

**Notice to appear:** A notice issued and personally served by a police officer upon an offender whom he/she reasonably suspects has committed / is committing an offence, to appear before a court, with reference to a matter described therein, at a stated time and place.

**Warrant:** An authority under the hand of a judge or justice of the peace to arrest an offender in order that the person may be dealt with according to the law.

**Caution:** An official caution administered to a child under the provisions of the Youth Justice Act and includes the cautioning of persons over 65 years of age and intellectually disabled persons for minor criminal offences in accordance with official QPS policy. The term does not apply to any informal process where a child is spoken to by an officer where the officer is exercising discretion in relation to the child's particular behaviour or actions.

**Community conference:** The referral of a child under the provisions of the Youth Justice Act to community conference by a police officer before the start of a proceeding for an offence, or by court after a finding of guilty is made against a child for the offence.

**Other:** The offender is known and sufficient evidence has been obtained but there is a bar to prosecution or other official process.

**Confidentialisation:** a change made to small-value cells ( $\leq 3$ ) in aggregated person-related data (see Notes).

**Offence:** Any act or omission by a person or persons for which a penalty could be imposed by the Australian legal system. Offences are presented under three broad categories: offences against the person, against property, and other offences. They are further disaggregated and grouped by offence type.

**Miscellaneous offences** in this report include defamation, libel and privacy offences, public health and safety offences, commercial/industry/financial regulation offences; and may include other offences such as gaming, racing and betting offences, prostitution offences, and stock-related offences, where small values do not warrant separate presentation.

**Offender:** A person aged 10 years or over who, through the clearance of an offence, is alleged to be responsible for committing that offence.

**Child offender:** In this report, an alleged offender aged 10 to 17 years on the date police action commenced against them.

**Population subgroup:** In this report, this term is used where rates are calculated for each age group by Indigenous status and/or sex. It refers to the portion of the population to which a statistic pertains, e.g. non-Indigenous females aged 10–17 years.

**Victim:** For most offences against the person, 'the victim' is an individual person. In some cases, such as robbery and extortion, the victim may be an individual person or an organisation. Only person victims have been included in this report.

Notes

The information displayed in this report may vary from data published elsewhere by QGSO and others, due to differences in the dates data were extracted and frequency of revision, or in counting rules or statistical standards applied. Readers are urged to exercise caution when making comparison between publications.

Data in this report have not been tested to determine whether changes over time are statistically significant.

**Source – QPRIME:** All crime statistics presented in this report are derived from unpublished data recorded in official crime reports in QPRIME, supplied by QPS and collated by QGSO.

Age:

**Victim age** data presented in this report refer to the victim’s age on the date the offence was reported/detected, rather than their age on the date the offence occurred. Particular care should be exercised when interpreting age data for sexual assault victims.

**Offender age** data presented in this report refer to the offender’s age on the date the offence was cleared/actioned by police, rather than their age on the date the offence occurred or the offence was reported/detected.

Confidentialisation:

Confidentialising data involves removing or altering information or collapsing detail (through application of statistical disclosure controls) to mitigate the risk that a person may be identified in the data (either directly or indirectly).

Victim and alleged offender tables contain person-based variables and include demographic information. Therefore, such tables in this report are subject to confidentialisation to ensure the anonymity of individuals is protected where numbers are small and there is a reasonable likelihood that a person may be identified from the data published. This process is applied to aggregated data only prior to release.

QGSO has confidentialised cells in offender and victim-related tables with values ranging from 1 to 3. This is denoted in the tables by the number ‘≤ 3’ appearing in cells with small values. Cells with a value of zero remain unaltered.

For the purpose of calculating row and column totals, each cell with a value of 1 to 3 is assigned a value of 2, regardless of the true value of that cell. This methodology allows for totals to be calculated in tables with small value cells, but this does mean that totals for certain variables may not be the same across tables within the report.

**Counting methodology:** This report uses counting rules originally developed by the ABS and used by Queensland Police for the publication of crime statistics relating to recorded offences against the person, victims and offenders.

The following counting rules have been applied in this publication.

**Offences:** For offences against the person, for each victim within a distinct criminal incident (occurrence), the most serious offence (MSO) per offence type is counted. A single criminal incident may therefore result in several offences being recorded.

Sexual offences, which includes ‘Rape and attempted rape’ and ‘Other sexual offences’, is the **exception to the national counting rule**. The counting rule applied in respect of this group of offences is that, for each victim, the MSO per offence type is counted on the basis of time and place.

For offences against property and other offences, no national counting rules exist and, for such offences, each distinct criminal act per criminal incident is counted.

**Offenders** (not individuals): Count of one for each unique recorded offence type cleared or solved through police action against an individual offender within a single incident, for a specified geographic area and period. An individual offender is counted multiple times during the reference period, if they were proceeded against for multiple offence types within the same incident or multiple times within the reference period.

**Victims** (not individuals): For each recorded victim within a distinct criminal incident, the MSO per offence type is counted. Where the same individual is subjected to multiple offences belonging to different offence types within a single incident, then, in accordance with the MSO counting rule, that victim is counted multiple times (once for each MSO per offence type). Only victims of offences against the person are presented in this report.

Geography:

In this Appendix to the 2023–24 Crime report, all data are presented by Queensland Police Service administrative regions (seven police regions and 15 police districts).

In cases where the police region in which the offence occurred cannot be identified (for reasons outlined above), the offences have been included in the Queensland total only. Therefore, police region statistics may not always sum to Queensland totals (which are presented in the Crime report).

**Indigenous status:** based on self-identification by the individual who comes into contact with police as one of the following four standard options:

Neither Aboriginal nor Torres Strait Islander (non-Indigenous); Aboriginal; Torres Strait Islander; Both Aboriginal and Torres Strait Islander.

In this publication, the term ‘Aboriginal and Torres Strait Islander’ is used to refer to any person who identifies as Aboriginal and/or Torres Strait Islander.

Indigenous status of victim/offender has not been identified in a relatively small number of offences, and these are quantified in table and figure footnotes where applicable.

**Offence classification:** Offence codes and groupings presented in this publication are those used by QPS and are based on the Australian National Classification of Offences (ANCO, 1985).

**Rates:** Rates enable comparison of crime to be made over time and between geographical areas, since the size of the population is taken into account in the calculation. However, comparisons of crime rates should be interpreted with caution due to the many factors which differ from region to region, including: the composition of its population (age, sex, ethnicity and employment); climate and geographical features; the economic structure (including local industry and the level and distribution of income).

It should be noted also that transient population groups such as tourists are not factored into the ERP. This would have particular impact on high tourism areas where crime rates may be overestimated.

Rates are calculated per 100,000 persons, using the mid-point estimated resident population (ERP) of the specified region, using the June data published by the ABS (most recently available data at time of production).

**Offence rate** is calculated as:

$$\frac{\text{number of offences}}{\text{mid-point ERP}} \times 100,000$$

The mid-point ERP is used to provide a more accurate estimate of the population in a financial year. It is the average of both calendar years in the reference financial year. For example, for the 2023–24 financial year, the mid-point ERP is calculated by dividing by two the sum of the ERP as at 30 June 2023 and the ERP as at 30 June 2024.

**Reference date:** The reference date for recorded offences and victims is the date an offence is reported to or detected by police. For cleared offences, the reference date is the date the offence was cleared by police. For offender statistics, the reference date is the date an action is commenced.

**Reference year:** Years quoted in this report are financial year (i.e. from 1 July to 30 June). Statistics produced on the basis of date recorded may be affected over time by lags in completing and/or processing some crime reports. Where offences recorded in the reference year are not processed for inclusion until the following year, revised data will be presented in subsequent publications. As such, time series data published in this publication may vary from data published previously by Queensland Police Service.

**Variables not stated**

In 2023–24 there were:

- 11,181 recorded victims for whom Indigenous status was not stated, 1,275 recorded victims for whom sex was not stated, and 1,112 recorded victims for whom age was not stated (note, some records had more than one variable not stated)
- 9,820 unique victims for whom Indigenous status was not stated, 198 unique victims for whom sex was not stated, and 59 unique victims for whom age was not stated (note, some records had more than one variable not stated).
- 1,339 recorded offenders whose Indigenous status was not stated and 590 recorded offenders whose sex was not stated (note, some records had more than one variable not stated)
- 1,096 unique offenders whose Indigenous status was not stated and 264 unique offenders whose sex was not stated (note, some records had more than one variable not stated).

All data comparisons presented by Indigenous status exclude records where Indigenous status was not stated.



## QUEENSLAND TREASURY

Queensland Government Statistician's Office  
1 William Street, Brisbane, Q 4000  
[www.ggso.qld.gov.au](http://www.ggso.qld.gov.au)  
[govstat@treasury.qld.gov.au](mailto:govstat@treasury.qld.gov.au)